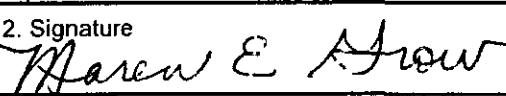


|  |  |   |   |
|--|--|---|---|
| United States<br><b>Environmental Protection Agency</b><br>Washington, DC 20460  |  | <input type="checkbox"/> Registration<br><input type="checkbox"/> Amendment<br><input checked="" type="checkbox"/> Other (NOTIF)  | OPP Identifier Number   |
| <b>Application for Pesticide - Section I</b>   |  |   |   |
| 1. Company/Product Number<br><b>4822 - 532</b>   |  | 2. EPA Product Manager<br><b>George LaRocca</b>   |   |
| 4. Company/Product (Name)<br><b>Raid Reach &amp; Kill Indoor Ant &amp; Roach Killer</b>  |  | 3. Proposed Classification<br><input checked="" type="checkbox"/> None <input type="checkbox"/> Restricted  |   |
| 5. Name and Address of Application (Include ZIP Code)<br><b>S.C. Johnson &amp; Son, Inc.</b><br><b>1525 Howe Street</b><br><b>Racine, WI 53403-2236</b><br><input type="checkbox"/> Check if this is a new address   |  | 6. Expedited Review. In accordance with FIFRA Section 3(c)(3)(b)(i), my product is similar or identical in composition and labeling to:<br><br>EPA Reg. No.<br><br>Product Name       |   |
| <b>Section II</b>  |  |   |   |
| <input type="checkbox"/> Amendment - Explain below.<br><input type="checkbox"/> Resubmission in response to Agency letter dated<br><input checked="" type="checkbox"/> Notification - Explain below.   |  | <input type="checkbox"/> Final printed labels in response to Agency letter dated<br><input type="checkbox"/> "Me Too" Application.<br><input type="checkbox"/> Other - Explain below. |   |
| <b>NOTIFICATION</b><br><b>MAR 14 2006</b>  |  |   |   |
| <b>Explanation:</b> Use additional page(s) if necessary. (For Section I and Section II.)<br><br>Notification of minor label change to add misuse statement (It is a violation... its labeling) under the Directions for Use heading on the outer starter kit label.<br><br>This notification is consistent with the provisions of PR Notice 98-10 and EPA regulations at 40 CFR 152.46, and no other changes have been made to the labeling or the confidential statement of formula of this product. I understand that it is a violation of 18 U.S.C. Sec. 1001 to willfully make any false statement to EPA. I further understand that if this notification is not consistent with the terms of PR Notice 98-10 and 40 CFR 152.46, this product may be in violation of FIFRA and I may be subject to enforcement action and penalties under Sections 12 and 14 of FIFRA. |  |   |   |
| <b>Section III</b>   |  |   |   |
| 1. Material This Product Will Be Packaged In:  |  |   |   |
| Child-Resistant Packaging<br><input type="checkbox"/> Yes *<br><input checked="" type="checkbox"/> No<br><i>*Certification must be submitted</i>   | Unit Packaging<br><input type="checkbox"/> Yes<br><input checked="" type="checkbox"/> No<br>If "Yes"<br>Unit Packaging wgt.<br>N/A | Water Soluble Packaging<br><input type="checkbox"/> Yes<br><input checked="" type="checkbox"/> No<br>If "Yes"<br>Package wgt.<br>N/A  | 2. Type of Container<br><input checked="" type="checkbox"/> Metal<br><input type="checkbox"/> Plastic<br><input type="checkbox"/> Glass<br><input type="checkbox"/> Paper<br><input type="checkbox"/> Other (Specify) |
| 3. Location of Net Contents Information<br><input checked="" type="checkbox"/> Label <input type="checkbox"/> Container  | 4. Size(s) Retail Container<br><b>12 - 18 ounces</b>   |   | 5. Location of Label Directions<br><input checked="" type="checkbox"/> On Label<br><input type="checkbox"/> On Labeling accompanying product  |
| 6. Manner in Which Label is Affixed to Product<br><input checked="" type="checkbox"/> Lithograph <input type="checkbox"/> Other<br><input type="checkbox"/> Paper glued<br><input type="checkbox"/> Stenciled  |  |   |   |
| <b>Section IV</b>  |  |   |   |
| 1. Contact Point (Complete items directly below for identification of individual to be contacted, if necessary, to process this application)   |  |   |   |
| Name<br><b>Maren E. Grow</b>   |  | Title <b>Registration Specialist</b><br><b>N.A. Registration</b>  |   |
|  |  | Telephone No. (Include Area Code)<br><b>(262) 260-4722</b>  |   |
| <b>Certification</b><br>I certify that the statements I have made on this form and all attachments thereto are true, accurate and complete. I acknowledge that any knowingly false or misleading statements may be punishable by fine or imprisonment or both under applicable law.  |  |   | 6. Date Application Received<br><b>(Stamped)</b>  |
| 2. Signature<br>  |  | 3. Title <b>Registration Specialist</b><br><b>N.A. Registration</b>   |   |
| 4. Typed Name<br><b>Maren E. Grow</b>  |  | 5. Date<br><b>February 17, 2006</b>   |   |

<Label 4822-532 to EPA 2-17-06, Notification of minor label change; **change in bold italics (pg. 5)**>

(Note to reviewer: This aerosol product is fitted with a special overcap for use in conjunction with a trigger-actuated applicator. Both a refill aerosol and "starter kit" (including an aerosol and refillable applicator) will be made available for purchase. This label incorporates text for the starter kit and refill aerosol. The aerosol refill cans will be fully labeled. Cans inserted in the applicator may be rotated to allow access to label text).

Master name: Raid Reach & Kill Indoor Ant & Roach Killer

Additional Brand Names:

- Raid Reach & Kill Indoor Ant & Roach Barrier
- Raid Reach & Kill Indoor Home Insect Killer
- Raid Reach & Kill Refill Indoor Home Insect Killer

**NOTIFICATION**

**MAR 14 2006**

Can label

For use (only) with Raid Reach & Kill applicator

(For Household Use Only)

Claims:

New!

Water Based (Formula)

No greasy residue

Low (Chemical) Odor

Low Chemical Smell

No Lingering (Chemical) Odor

No Lasting (Chemical) Odor

Won't stain carpets and floors

Fastest killing Raid ever!

Fastest killing Raid (formula) (insecticide) ever!

Kills on contact!

Kills on Contact with No Lingering Chemical Odor!

Keeps (on) killing (for) up to 4 weeks!

Keeps on killing (for weeks)

Just one shot (squirt) (spray) and bugs stop in their tracks

Just one shot (squirt) (spray) and bugs stop within seconds

Just one shot (squirt) (spray) and bugs die within seconds

Kills bugs in seconds

Kills bugs before they escape

Stops bugs dead in their tracks

Kills bugs dead in their tracks!

Kills Bugs DEAD!

(Ants &) Roaches Bugging You?

Raid Reach & Kill Indoor Ant & Roach Barrier kills (roaches) (ants) in two ways: (1) it kills bugs fast-on contact and (2) it keeps on killing with residual action even after you spray, for up to 4 weeks (30 days) (1 month).

(Aerosol) (Refill)

(Kill) (Kills) (bugs) (roaches) (and) (&) (waterbugs) (ants) (silverfish) (crickets) (spiders) (in hard-to-reach) (places) (areas) (spots) (locations) (!)

**ACTIVE INGREDIENTS:**

Imiprothrin 0.100%

Cypermethrin 0.100%


**OTHER INGREDIENTS\*:** 99.80%

\*Contains petroleum distillates




**KEEP OUT OF REACH OF CHILDREN**

**CAUTION:** See Additional Precautionary Statements on Back



NET WT. \_\_\_\_ OZ.

S. C. JOHNSON (A Family Company)



**BACK PANEL**

(For Household Use (Only))

(Inserting Can:)

1. Before each use, check to make sure that you are using the right (Raid) (Reach & Kill) (product) (insect spray) (insecticide) for your insect problem.
2. (Remove clear cap from the can.) Holding the (pole with) base opening upward, place the can bottom into the base.
3. Place cover over can, (align) (line up) locking features and twist until cover snaps into place.
4. To remove (can) (aerosol) (refill), twist and remove cover.

**DIRECTIONS FOR USE**

It is a violation of Federal law to use this product in a manner inconsistent with its labeling.

**FOR HOUSEHOLD USE: (SHAKE WELL BEFORE EACH USE).** Do not spray up into air. Apply to surfaces only. Point (spray opening) (applicator) toward surface to be sprayed and press (squeeze) (pull) trigger firmly. Hold with spray nozzle about 12" from surface being sprayed. Spray until surfaces are wet. Avoid excessive wetting of asphalt, tile, rubber and plastic materials. More frequent application will be required to maintain control on plywood surfaces. Repeat treatment as necessary.

**ROACHES, WATERBUGS:** (Using applicator), spray until wet in cracks around baseboards and other hiding places. When bugs are driven out, spray directly.

**ANTS:** Apply to ant trails, also around doors, windows and wherever ants enter house.

**SILVERFISH, CRICKETS, SPIDERS:** Spray areas infested by these pests.

**STORAGE:** Store away from heat or open flames, in an area inaccessible to children.

Do not store (with) can upside-down.

**DISPOSAL:** Do Not Puncture or Incinerate! If empty: This container may be recycled (in the few but growing number of communities) where (steel) aerosol can recycling is available. Before offering for recycling, empty the container (can) by using the product according to the label. If recycling is not available, place in trash.

If partially filled: Call your local solid waste agency or 1-800-529-3394 for disposal instructions.



[For Reviewer: The Steel graphics symbol will be used if label space allows it.]

**PRECAUTIONARY STATEMENTS**

**HAZARDS TO HUMANS AND DOMESTIC ANIMALS**

**CAUTION:** Avoid contact with eyes, skin or clothing. Wash thoroughly with soap and water after handling. Do not apply to humans, pets, plants or contaminate feed, foodstuffs, dishes or utensils. Remove pets and birds and cover aquariums. Cover or remove exposed food, dishes, utensils and food handling equipment.

[For Reviewer: Boxed and "bulleted" format will be used if label space permits; otherwise a paragraph format will be used.]


**FIRST AID:**

Have the product container or label with you when calling a poison control center or doctor, or going for treatment advice.

**IF ON SKIN OR CLOTHING:** Take off contaminated clothing. Rinse skin immediately with plenty of water for 15-20 minutes. Call a poison control center or doctor for treatment advice.

**IF SWALLOWED:** Immediately call a poison control center or doctor. Do not induce vomiting unless told to do so by a poison control center or doctor. Do not give any liquid to the person. Do not give anything by mouth to an unconscious person.

**NOTE TO PHYSICIAN:** Contains petroleum distillate -vomiting may cause aspiration pneumonia.



**PHYSICAL OR CHEMICAL HAZARDS**

FLAMMABLE. CONTENTS UNDER PRESSURE. Keep away from heat, sparks, open flame or pilot lights. Do not puncture or incinerate container. Exposure to temperatures above 130°F may cause bursting.

www.killsbugsdead.com

Questions? Comments? Call 800-558-5252 Weekdays 9-9 Eastern time or Write Helen Johnson (Satisfaction Guaranteed.) (30-Day) (Full) (Complete) (Money-back) (Guarantee) (: If Raid Reach & Kill does not provide effective roach and ant control, call toll-free 800-558-5252 to arrange for a full refund.) (c) 2003 S. C. Johnson & Son, Inc. Racine, WI 53403-2236 U.S.A. All Rights Reserved

EPA Reg. No. 4822-532  
EPA Est. 4822-WI-1



**Starter Kit Carton Label**

Front Panel  
(will be repeated 2 ways – horizontally and vertically)

Raid Reach & Kill (Applicator) (System) (Starter Kit) (I, II, III, etc.)

Claims for applicator system and refills:


(Insect) (Bug) Types: [product name of any Raid Reach & Kill product]  
(Note to reviewer: Claims from the product label may also be used on the Starter Kit Carton Label)

New!

Conveniently apply a variety of Raid Reach & Kill insecticides  
Conveniently kills insects (inside) (and outside with available refills)  
Convenient way to kill bugs

Easy way to apply a variety of Raid Reach & Kill insecticides (to kill bugs)  
Easy to apply (insecticides) in hard to reach places  
Use with a variety of (indoor and outdoor) Raid Reach & Kill products  
One device (applicator) (tool) to apply a variety of Raid Reach & Kill (insect) products  
(Applicator) (tool) Extends over 3 feet (to increase your reach)  
Increase your reach (by) (up to) 3 feet!  
Apply in (to) hard to reach places  
Reaches the bugs so you don't have to  
Great for indoors (and outdoors with available refills)  
(Three) (Aerosols) (Aerosol) (Refills) available!

Raid, Kills Bugs Dead!  
No Bug is Out of Reach  
More bugs are within your reach



Extend Your Reach to Kill Bugs

The easy (simple) way to kill bugs  
Quick Way to Reach (and/or Kill) Bugs  
The Easy Way to Kill Bugs Dead!  
(The) Do-It-Yourself Insect Control (System) (Tool) (Applicator) (!)  
Easy-To-Use (Applicator) (Tool) (Trigger) (Control)!  
(Applicator) (Tool) Assembles to (over 3 ft) (almost 4 ft)  
(Applicator) (Tool) measures \_\_\_ (feet) (inches) (in length)  
Gets you (up to) \_\_\_ feet (closer to) (away from) the bugs  
Quick-loading refill system

**KEEP OUT OF REACH OF CHILDREN**

**CAUTION**

See Additional Precautionary Statements on Back

**ACTIVE INGREDIENTS:**

Imiprothrin 0.100%  
Cypermethrin 0.100%

**OTHER INGREDIENTS\*:**

99.80%

\*Contains petroleum distillates

(System) (Starter Kit) includes:

(1) (Raid Reach & Kill) (applicator) (tool), (1) (2) (3) (aerosol) (aerosols) (refill) (refills) (can) (cans)  
(1) (2) (3) Refill(s) (of) [product name(s) of any Raid Reach & Kill products], (\_\_\_ oz. aerosol(s))

S.C. Johnson A Family Company

**Back Panel**

RAID Reach & Kill (applicator) (application) system is the (revolutionary) (innovative) (unique), way to kill bugs dead! It's the easy, convenient way to apply a variety of uniquely designed Raid Reach & Kill (refill) products with just one (applicator) (application) (device) (tool). Simply insert the (aerosol) (can) (refill), and apply. (Use for quick and easy application into hard to reach places in and around your home (with available refills.)) No mixing, no climbing ladders, no hassle.

(Some of these phrases may also be repeated as picture headings).

Raid Reach & Kill advanced (bug control) (applicator) system provides:

- Unique applicator to give you over 3 feet of (extra) reach
- Easy-to-use trigger control
- Easy (aerosol) (refill) (can) insertion and removal
- (Refills available for indoor or outdoor needs)

The starter kit comes with (one) (two) (three) Raid Reach & Kill (aerosol) (aerosols) (refill) (refills) and an applicator.

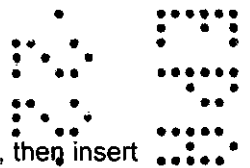
These other (Two or Three) Raid Reach & Kill (aerosol) (aerosols) (refills) are available (to meet your exact needs) (Refills available for indoor or outdoor needs):

[product name] (Keeps Killing up to 4 weeks!) (EPA Reg. No. 4822-532)  
[product name] (Keeps on Killing up to 4 weeks!) (EPA Reg. No. 4822-533)  
[product name] (Kills the entire nest!) (EPA Reg. No. 4822-533)  
(Note: may also show picture of product bearing approved label).




(Assembly Instructions) (Easy Assembly):

(Note to reviewer: Representative graphic for final printed label.)



(Assembly Tip: To make assembly easier, add a small drop of liquid soap at the tip of the connector, then insert and twist! To improve grip during assembly, use rubber gloves.)



Carefully read all instructions before using.

1. Connect (each of) the (three) poles (by squeezing the white buttons).
2. Attach the handle to the pole assembly.
3. Attach the base to the pole assembly (by sliding the white buttons into the grooves and pushing until it "snaps") (into place). ((Once assembled) Attempting to take apart may cause damage (to the poles, handle or base).)
4. Choose a (refill) (aerosol) (can), making sure that you are selecting the right (product) (insect spray) (insecticide) for your insect problem.
5. (Remove clear cap from the can.) Holding the (pole) (assembly) (with) the base opening upward, place the can bottom into the base
6. Place cover over the can, (align) (line up) (the) locking features and twist until cover snaps into place.
7. To remove the (can) (aerosol) (refill), twist and remove the cover.

(Applicator) (Tool) is not meant to be disassembled.

To Use (Using Product)

- (Shake well before each use.)
- (Hold applicator (tool) with two hands (as shown)).
- Squeeze red (or designated color) trigger to dispense product (to spray).
- Forceful, directed spray will put product where you want it.
- Sprays up or down (You can spray at any angle).
- Can easily be applied in hard to reach places
- Use with a variety of indoor and outdoor Raid Reach & Kill products
- Do not contact electrical wires with (device) (applicator)
- To avoid injury, do not use while standing on a ladder or elevated surface
- Keep applicator from contacting sticks, twigs, dirt, rocks (etc.) that may hamper the unit's effectiveness.
- Refer to (aerosol) (refill) (can) for specific application directions

DIRECTIONS FOR USE:

***It is a violation of Federal law to use this product in a manner inconsistent with its labeling.***

Refer to product can for complete use directions.

STORAGE: Store away from heat, sparks, and open flame in an area inaccessible to children. Do not store (with) can upside-down. See can for disposal instructions.

[For Reviewer: The following precautionary statements, first aid, environmental hazards, and physical/chemical hazards are identical to those that appear on the product (can) label.]

PRECAUTIONARY STATEMENTS

HAZARDS TO HUMANS AND DOMESTIC ANIMALS

CAUTION: Avoid contact with eyes, skin or clothing. Wash thoroughly with soap and water after handling. Do not apply to humans, pets, plants or contaminate feed, foodstuffs, dishes or utensils. Remove pets and birds and cover aquariums. Cover or remove exposed food, dishes, utensils and food handling equipment.

[For Reviewer: Boxed and "bulleted" format will be used if label space permits; otherwise a paragraph format will be used.]

FIRST AID:

Have the product container or label with you when calling a poison control center or doctor, or going for treatment advice.


IF ON SKIN OR CLOTHING: Take off contaminated clothing. Rinse skin immediately with plenty of water for 15-20 minutes. Call a poison control center or doctor for treatment advice.

IF SWALLOWED: Immediately call a poison control center or doctor. Do not induce vomiting unless told to do so by a poison control center or doctor. Do not give any liquid to the person. Do not give anything by mouth to an unconscious person.

NOTE TO PHYSICIAN: Contains petroleum distillate -vomiting may cause aspiration pneumonia.

PHYSICAL OR CHEMICAL HAZARDS

FLAMMABLE. CONTENTS UNDER PRESSURE. Keep away from heat, sparks, open flame or pilot lights. Do not puncture or incinerate container. Exposure to temperatures above 130°F may cause bursting.



7/8

Open this end  
Open opposite end

[www.killsbugsdead.com](http://www.killsbugsdead.com)

U.S. Patent Pending

Questions? Comments?

Call 800-558-5252

Or write Helen Johnson

(Satisfaction Guaranteed.) (30-Day) (Full) (Complete) (Money-back) (Guarantee) (:If Raid Reach & Kill does not provide effective roach and ant control, call toll-free 800-558-5252 to arrange for a full refund.)

© 2005 S.C. Johnson & Son, Inc.

Racine, WI 53403-2236 U.S.A.

All Rights Reserved

EPA Reg. No. 4822-532



EPA Est. No. XXXX-XX-X



(Note to review: Text only for applicator (handle):)

Do not use while standing on a ladder

(Use only (with) Raid Reach & Kill products) (Refill only with Raid Reach & Kill products).



8/3

PK



A FAMILY COMPANY

S. C. Johnson & Son, Inc.  
Global Safety Assessment & Regulatory Affairs  
1525 Howe Street, Mail Sta. 149  
Racine, WI 53403-2236

February 17, 2006

Document Processing Desk (NOTIF)  
Office of Pesticide Programs (7504C)  
U.S. Environmental Protection Agency  
Room 266A, Crystal Mall 2  
1801 S. Bell Street  
Arlington, VA 22202-4501  
Attn: Linda Arrington, Team Leader

*via overnight courier*

Dear Ms. Arrington:

Re: Raid Reach & Kill Indoor Ant & Roach Killer  
EPA Reg. No. 4822-532  
Notification of minor label change

S.C. Johnson & Son, Inc. (SCJ) hereby notifies the U.S. Environmental Protection Agency that we are making a minor label change to add the misuse statement (It is a violation... its labeling) under the Directions for Use heading on the outer starter kit label in order to satisfy a state's request to have it labeled in such a fashion. This was discussed with Mr. LaRocca on 2-10-06 and we agreed that this was an acceptable way to accomplish this change.

To facilitate your review we have enclosed the following:

- a completed Application for Pesticide Registration form 8570-1
- Three (3) copies of the label with change clearly marked in **bold italics**
- Notification Response Form to return to me acknowledging this transaction

I can be reached by telephone at (262) 260-4722 if you have any questions or require further information regarding this notification. Thank you for your attention to this matter.

Best Regards,

Ms. Maren E. Grow  
Registration Specialist  
Mail Station 149  
Fax: 262-260-4716  
Email: [megrow@scj.com](mailto:megrow@scj.com)

Enclosures