


Please read instructions on reverse before completing form.

 Environmental Protection Agency United States Washington, DC 20460	<input type="checkbox"/> Registration	OPP Identifier Number
	<input type="checkbox"/> Amendment	
	<input checked="" type="checkbox"/> Other	

Application for Pesticide - Section I

1. Company/Product Number 4822-532	2. EPA Product Manager George LaRocca	3. Proposed Classification <input checked="" type="checkbox"/> None <input type="checkbox"/> Restricted
4. Company/Product (Name) Raid Reach & Kill Indoor Ant & Roach Killer	PM# 13	
5. Name and Address of Application (Include ZIP Code) S. C. Johnson & Son, Inc. 1525 Howe St. Racine, WI 53403-2236 <input type="checkbox"/> Check if this is a new address	6. Expedited Review. In accordance with FIFRA Section 3(c)(3)(b)(i), my product is similar or identical in composition and labeling to: EPA Reg. No. Product Name	

Section II

<input type="checkbox"/> Amendment - Explain below. <input type="checkbox"/> Resubmission in response to Agency letter dated <input checked="" type="checkbox"/> Notification - Explain below.	<input type="checkbox"/> Final printed labels in response to Agency letter <input type="checkbox"/> "Me Too" Application. <input type="checkbox"/> Other - Explain below.	NOTIFICATION MAY 31 2005
--	---	---

Explanation: Use additional page(s) if necessary. (For Section I and Section II.)
 Notification of minor label changes per PR Notice 98-10.

This notification is consistent with the provisions of PR Notice 98-10 and EPA regulations at 40 CFR 152.46, and no other changes have been made to the labeling or the confidential statement of formula of this product. I understand that it is a violation of 18 U.S.C. Sec. 1001 to willfully make any false statement to EPA. I further understand that if this notification is not consistent with the terms of PR Notice 98-10 and 40 CFR 152.46, this product may be in violation of FIFRA and I may be subject to enforcement action and penalties under sections 12 and 14 of FIFRA.

Section III


1. Material This Product Will Be Packaged In:						2. Type of Container	
Child-Resistant Packaging <input type="checkbox"/> Yes * <input checked="" type="checkbox"/> No <i>*Certification must be submitted</i>	Unit Packaging <input type="checkbox"/> Yes <input checked="" type="checkbox"/> No If "Yes" Unit Packaging wgt.		Water Soluble Packaging <input type="checkbox"/> Yes <input checked="" type="checkbox"/> No If "Yes" Package wgt.		<input checked="" type="checkbox"/> Metal <input type="checkbox"/> Plastic <input type="checkbox"/> Glass <input type="checkbox"/> Paper <input type="checkbox"/> Other (Specify) foil-laminated pouch	No. Per container	No. Per container
3. Location of Net Contents Information <input checked="" type="checkbox"/> Label <input type="checkbox"/> Container		4. Size(s) Retail Container 12 - 18 ounces		5. Location of Label Directions <input checked="" type="checkbox"/> On Label <input type="checkbox"/> On Labeling accompanying product			
6. Manner in Which Label is Affixed to Product						<input checked="" type="checkbox"/> Lithograph <input type="checkbox"/> Other (printed) <input type="checkbox"/> Paper glued <input type="checkbox"/> Stenciled	

Section IV

1. Contact Point (Complete items directly below for identification of individual to be contacted, if necessary, to process this application)

Name Jill C. Geyer	Title Registration Specialist	Telephone No. (Include Area Code) (262) 260-4491
------------------------------	---	--

Certification

I certify that the statements I have made on this form and all attachments thereto are true, accurate and complete. I acknowledge that any knowingly false or misleading statements may be punishable by fine or imprisonment or both under applicable law.			6. Date Application Received (Stamped)
2. Signature 	3. Title Registration Specialist		
4. Typed Name Jill C. Geyer	5. Date May 17, 2005		

2/10

(Note to reviewer: This aerosol product is fitted with a special overcap for use in conjunction with a trigger-actuated applicator. Both a refill aerosol and "starter kit" (including an aerosol and refillable applicator) will be made available for purchase. This label incorporates text for the starter kit and refill aerosol. The aerosol refill cans will be fully labeled. Cans inserted in the applicator may be rotated to allow access to label text).

Raid Reach & Kill Indoor Ant & Roach Killer

NOTIFICATION

MAY 31 2005

Additional Brand Names

- Raid Reach & Kill Indoor Ant & Roach Barrier**
- Raid Reach & Kill Indoor Home Insect Killer**
- Raid Reach & Kill Refill Indoor Home Insect Killer**

Can label
For use (only) with Raid Reach & Kill applicator

(For Household Use Only)

Claims:

New!

Water Based (Formula)

No greasy residue

Low (Chemical) Odor

Low Chemical Smell

No Lingering (Chemical) Odor

No Lasting (Chemical) Odor

Won't stain carpets and floors

Fastest killing Raid ever!

Fastest killing Raid (formula) (insecticide) ever!

Kills on contact!

Kills on Contact with No Lingering Chemical Odor!

Keeps (on) killing (for) up to 4 weeks!

Keeps on killing (for weeks)

Just one shot (squirt) (spray) and bugs stop in their tracks

Just one shot (squirt) (spray) and bugs stop within seconds

Just one shot (squirt) (spray) and bugs die within seconds

Kills bugs in seconds

Kills bugs before they escape

Stops bugs dead in their tracks

Kills bugs dead in their tracks!

Kills Bugs DEAD!

(Ants &) Roaches Bugging You?

Raid Reach & Kill Indoor Ant & Roach Barrier kills (roaches) (ants) in two ways: (1) it kills bugs fast-on contact and (2) it keeps on killing with residual action even after you spray, for up to 4 weeks (30 days) (1 month).

(Aerosol) (Refill)

(Kill) (Kills) (bugs) (roaches) (and) (&) (waterbugs) (ants) (silverfish) (crickets) (spiders) (in hard-to-reach) (places) (areas) (spots) (locations) (!)

ACTIVE INGREDIENTS:

Imiprothrin 0.100%

Cypermethrin 0.100%


OTHER INGREDIENTS*: 99.80%

*Contains petroleum distillates

KEEP OUT OF REACH OF CHILDREN

CAUTION: See Additional Precautionary Statements on Back

NET WT. ___ OZ.



S. C. JOHNSON (A Family Company)

BACK PANEL

(For Household Use (Only))

(Inserting Can:)

1. Before each use, check to make sure that you are using the right (Raid) (Reach & Kill) (product) (insect spray) (insecticide) for your insect problem.
2. (Remove clear cap from the can.) Holding the (pole with) base opening upward, place the can bottom into the base.
3. Place cover over can, (align) (line up) locking features and twist until cover snaps into place.
4. To remove (can) (aerosol) (refill), twist and remove cover.

DIRECTIONS FOR USE

It is a violation of Federal law to use this product in a manner inconsistent with its labeling.

FOR HOUSEHOLD USE: (SHAKE WELL BEFORE EACH USE). Do not spray up into air. Apply to surfaces only. Point (spray opening) (applicator) toward surface to be sprayed and press (squeeze) (pull) trigger firmly. Hold with spray nozzle about 12" from surface being sprayed. Spray until surfaces are wet. Avoid excessive wetting of asphalt, tile, rubber and plastic materials. More frequent application will be required to maintain control on plywood surfaces. Repeat treatment as necessary.

ROACHES, WATERBUGS: (Using applicator), spray until wet in cracks around baseboards and other hiding places. When bugs are driven out, spray directly.

ANTS: Apply to ant trails, also around doors, windows and wherever ants enter house.

SILVERFISH, CRICKETS, SPIDERS: Spray areas infested by these pests.

STORAGE: Store away from heat or open flames, in an area inaccessible to children.

Do not store (with) can upside-down.

DISPOSAL: Do Not Puncture or Incinerate! If empty: This container may be recycled (in the few but growing number of communities) where (steel) aerosol can recycling is available. Before offering for recycling, empty the container (can) by using the product according to the label. If recycling is not available, place in trash.

If partially filled: Call your local solid waste agency or 1-800-529-3394 for disposal instructions.



[For Reviewer: The Steel graphics symbol will be used if label space allows it.]

PRECAUTIONARY STATEMENTS

HAZARDS TO HUMANS AND DOMESTIC ANIMALS

CAUTION: Avoid contact with eyes, skin or clothing. Wash thoroughly with soap and water after handling. Do not apply to humans, pets, plants or contaminate feed, foodstuffs, dishes or utensils. Remove pets and birds and cover aquariums. Cover or remove exposed food, dishes, utensils and food handling equipment.

[For Reviewer: Boxed and "bulleted" format will be used if label space permits; otherwise a paragraph format will be used.]

FIRST AID:

Have the product container or label with you when calling a poison control center or doctor, or going for treatment advice.

4/10

IF ON SKIN OR CLOTHING: Take off contaminated clothing. Rinse skin immediately with plenty of water for 15-20 minutes. Call a poison control center or doctor for treatment advice.
IF SWALLOWED: Immediately call a poison control center or doctor. Do not induce vomiting unless told to do so by a poison control center or doctor. Do not give any liquid to the person. Do not give anything by mouth to an unconscious person.
NOTE TO PHYSICIAN: Contains petroleum distillate -vomiting may cause aspiration pneumonia.

PHYSICAL OR CHEMICAL HAZARDS

FLAMMABLE. CONTENTS UNDER PRESSURE. Keep away from heat, sparks, open flame or pilot lights. Do not puncture or incinerate container. Exposure to temperatures above 130°F may cause bursting.

www.killsbugsdead.com

Questions? Comments? Call 800-558-5252 Weekdays 9-9 Eastern time or Write Helen Johnson (Satisfaction Guaranteed.) (30-Day) (Full) (Complete) (Money-back) (Guarantee) (: If Raid Reach & Kill does not provide effective roach and ant control, call toll-free 800-558-5252 to arrange for a full refund.)
(c) 2003 S. C. Johnson & Son, Inc. Racine, WI 53403-2236 U.S.A.
All Rights Reserved

EPA Reg. No. 4822-532
EPA Est. 4822-WI-1



Starter Kit Carton Label

Front Panel
(will be repeated 2 ways – horizontally and vertically)

Raid Reach & Kill (Applicator) (System) (Starter Kit) *(I, II, III, etc.)*


Claims for applicator system and refills:

(Insect) (Bug) Types: [product name of any Raid Reach & Kill product]
(Note to reviewer: Claims from the product label may also be used on the Starter Kit Carton Label)

New!

Conveniently apply a variety of Raid Reach & Kill insecticides
Conveniently kills insects (inside) (and outside with available refills)
Convenient way to kill bugs

Easy way to apply a variety of Raid Reach & Kill insecticides (to kill bugs)
Easy to apply (insecticides) in hard to reach places
Use with a variety of (indoor and outdoor) Raid Reach & Kill products



One device (applicator) (tool) to apply a variety of Raid Reach & Kill (insect) products
(Applicator) (tool) Extends over 3 feet (to increase your reach)
Increase your reach (by) (up to) 3 feet!
Apply in (to) hard to reach places
Reaches the bugs so you don't have to
Great for indoors (and outdoors with available refills)
(Three) (Aerosols) (Aerosol) (Refills) available!

Raid, Kills Bugs Dead!
No Bug is Out of Reach
More bugs are within your reach
Extend Your Reach to Kill Bugs
The easy (simple) way to kill bugs
Quick Way to Reach (and/or Kill) Bugs
The Easy Way to Kill Bugs Dead!
(The) Do-It-Yourself Insect Control (System) (Tool) (Applicator) (!)
Easy-To-Use (Applicator) (Tool) (Trigger) (Control)!
(Applicator) (Tool) Assembles to (over 3 ft) (almost 4 ft)
(Applicator) (Tool) measures ___ (feet) (inches) (in length)
Gets you (up to) ___ feet (closer to) (away from) the bugs
Quick-loading refill system

KEEP OUT OF REACH OF CHILDREN

CAUTION

See Additional Precautionary Statements on Back

ACTIVE INGREDIENTS:

Imiprothrin 0.100%
Cypermethrin 0.100%

OTHER INGREDIENTS*: 99.80%

*Contains petroleum distillates

(System) (Starter Kit) includes:

(1) (Raid Reach & Kill) (applicator) (tool), (1) (2) (3) (aerosol) (aerosols) (refill) (refills) (can) (cans)
(1) (2) (3) Refill(s) (of) [product name(s) of any Raid Reach & Kill products], (___ oz. aerosol(s))

S.C. Johnson A Family Company

Back Panel

RAID Reach & Kill (applicator) (application) system is the (revolutionary) (innovative) (unique), way to kill bugs dead! It's the easy, convenient way to apply a variety of uniquely designed Raid Reach & Kill (refill) products with just one (applicator) (application) (device) (tool). Simply insert the (aerosol) (can) (refill), and apply. (Use for quick and easy application into hard to reach places in and around your home (with available refills.)) No mixing, no climbing ladders, no hassle.

(Some of these phrases may also be repeated as picture headings).

Raid Reach & Kill advanced (bug control) (applicator) system provides:

- Unique applicator to give you over 3 feet of (extra) reach
- Easy-to-use trigger control
- Easy (aerosol) (refill) (can) insertion and removal
- (Refills available for indoor or outdoor needs)

The starter kit comes with (one) (two) (three) Raid Reach & Kill (aerosol) (aerosols) (refill) (refills) and an applicator.

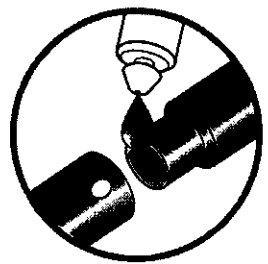
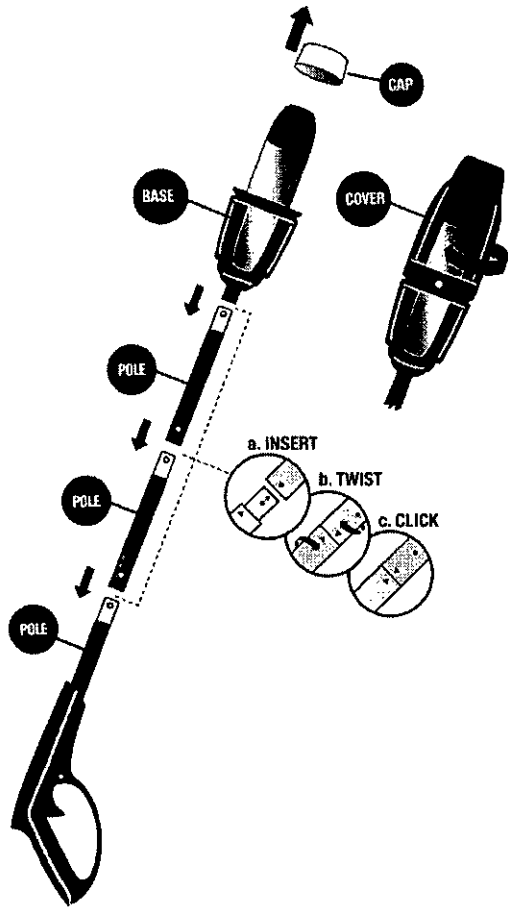
6/10

*These other (Two or Three) Raid Reach & Kill (aerosol) (aerosols) (refills) are available (to meet your exact needs)
(Refills available for indoor or outdoor needs):

[product name] (Keeps Killing up to 4 weeks!) (EPA Reg. No. 4822-532)
[product name] (Keeps on Killing up to 4 weeks!) (EPA Reg. No. 4822-533)
[product name] (Kills the entire nest!) (EPA Reg. No. 4822-533)
(Note: may also show picture of product bearing approved label).

(Assembly Instructions) (Easy Assembly):

(Note to reviewer: Representative graphic for final printed label.)



(Assembly Tip: To make assembly easier, add a small drop of liquid soap at the tip of the connector, then insert and twist! To improve grip during assembly, use rubber gloves.)

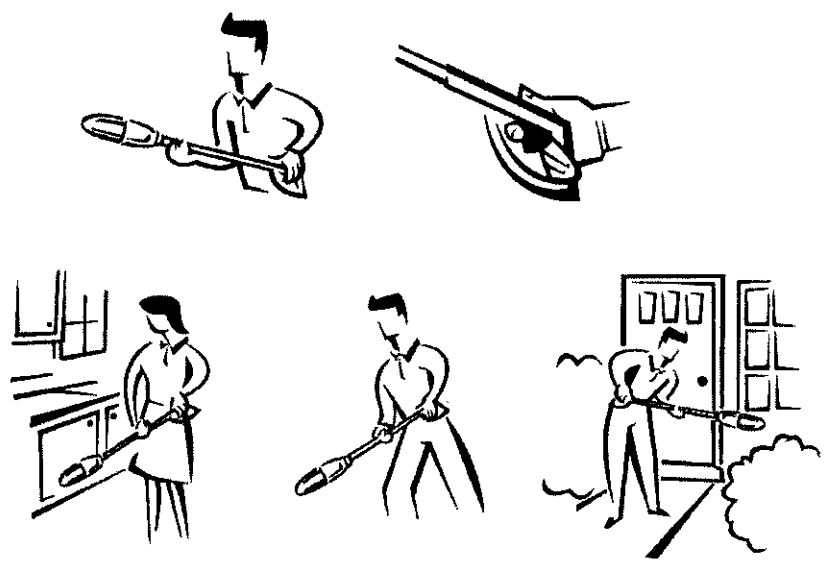
Carefully read all instructions before using.

1. Connect (each of) the (three) poles (by squeezing the white buttons).
2. Attach the handle to the pole assembly.
3. Attach the base to the pole assembly (by sliding the white buttons into the grooves and pushing until it "snaps" (into place). ((Once assembled) Attempting to take apart may cause damage (to the poles, handle or base).)
4. Choose a (refill) (aerosol) (can), making sure that you are selecting the right (product) (insect spray) (insecticide) for your insect problem.
5. (Remove clear cap from the can.) Holding the (pole) (assembly) (with) the base opening upward, place the can bottom into the base
6. Place cover over the can, (align) (line up) (the) locking features and twist until cover snaps into place.
7. To remove the (can) (aerosol) (refill), twist and remove the cover.

(Applicator) (Tool) is not meant to be disassembled.

To Use (Using Product)

- (Shake well before each use.)
- (Hold applicator (tool) with two hands (as shown)).
- Squeeze red (or designated color) trigger to dispense product (to spray).
- Forceful, directed spray will put product where you want it.
- Sprays up or down (You can spray at any angle).
- Can easily be applied in hard to reach places
- Use with a variety of indoor and outdoor Raid Reach & Kill products
- Do not contact electrical wires with (device) (applicator)
- To avoid injury, do not use while standing on a ladder or elevated surface
- Keep applicator from contacting sticks, twigs, dirt, rocks (etc.) that may hamper the unit's effectiveness.
- Refer to (aerosol) (refill) (can) for specific application directions



8/10

DIRECTIONS FOR USE:

Refer to product can for complete use directions.

STORAGE: Store away from heat, sparks, and open flame in an area inaccessible to children. Do not store (with) can upside-down. See can for disposal instructions.

[For Reviewer: The following precautionary statements, first aid, environmental hazards, and physical/chemical hazards are identical to those that appear on the product (can) label.]

PRECAUTIONARY STATEMENTS

HAZARDS TO HUMANS AND DOMESTIC ANIMALS

CAUTION: Avoid contact with eyes, skin or clothing. Wash thoroughly with soap and water after handling. Do not apply to humans, pets, plants or contaminate feed, foodstuffs, dishes or utensils. Remove pets and birds and cover aquariums. Cover or remove exposed food, dishes, utensils and food handling equipment.

[For Reviewer: Boxed and "bulleted" format will be used if label space permits; otherwise a paragraph format will be used.]

FIRST AID:

Have the product container or label with you when calling a poison control center or doctor, or going for treatment advice.

IF ON SKIN OR CLOTHING: Take off contaminated clothing. Rinse skin immediately with plenty of water for 15-20 minutes. Call a poison control center or doctor for treatment advice.

IF SWALLOWED: Immediately call a poison control center or doctor. Do not induce vomiting unless told to do so by a poison control center or doctor. Do not give any liquid to the person. Do not give anything by mouth to an unconscious person.

NOTE TO PHYSICIAN: Contains petroleum distillate -vomiting may cause aspiration pneumonia.

PHYSICAL OR CHEMICAL HAZARDS

FLAMMABLE. CONTENTS UNDER PRESSURE. Keep away from heat, sparks, open flame or pilot lights. Do not puncture or incinerate container. Exposure to temperatures above 130°F may cause bursting.

Open this end

Open opposite end

www.killsbugsdead.com

U.S. Patent Pending

Questions? Comments?

Call 800-558-5252

Or write Helen Johnson

(Satisfaction Guaranteed.) (30-Day) (Full) (Complete) (Money-back) (Guarantee) (:If Raid Reach & Kill does not provide effective roach and ant control, call toll-free 800-558-5252 to arrange for a full refund.)

© 2005 S.C. Johnson & Son, Inc.

Racine, WI 53403-2236 U.S.A.

All Rights Reserved

EPA Reg. No. 4822-532

EPA Est. No. XXXX-XX-X

9/10



(Note to review: Text only for applicator (handle):)

Do not use while standing on a ladder

(Use only (with) Raid Reach & Kill products) (Refill only with Raid Reach & Kill products).

10/10



A FAMILY COMPANY

May 17, 2005

S. C. Johnson & Son, Inc.
1525 Howe Street
Racine, WI 53403-2236
262.260.2000

Document Processing Desk (NOTIF)
Office of Pesticide Programs
U.S. Environmental Protection Agency
Room 266A, Crystal Mail 2
1801 South Bell St.
Arlington, VA 22202-4501

Via Courier

Attn: Ms. Sherada Hobgood

Re: Raid Reach & Kill Indoor Ant & Roach Killer
EPA Reg. No. 4822-532
Notification of Minor Label Changes per PR Notice 98-10

Dear Ms. Hobgood:

S.C. Johnson & Son, Inc. hereby provides notification to the Agency of a minor revision to the labeling of the subject product. The notification is as follows:

- 1) On Page 3 of 8, the addition of the alternate wording: ***(I, II, III, etc.)*** to read:
Raid Reach & Kill (Applicator) (System) (Starter Kit) ***(I, II, III, etc.)***

This is being added because as we plan to market different mixes of refills for particularly Warehouse Clubs, we need to distinguish them by altering the product name. Adding Roman Numerals after "Starter Kit" will achieve that objective.

The addition of the alternate text was done under the provisions of PR Notice 98-10 section II.N, "Other Revisions".

As George LaRocca requested in his correspondence on March 28, 2005, we have removed the claim "Gets the (areas) (insects) that other sprays (aerosols) can not reach."

To support this notification action we have included a completed Application for Registration and two (2) copies of the subject label. The revisions are in bold italics. Additionally, enclosed is a copy of the correspondence from George LaRocca indicated above, dated March 28, 2005, along with the stamp-approved (with comments) label. Also with this submission is a Notification Response Form so that we may obtain notice when the Agency has processed this notification. I would appreciate a faxed copy of that form as soon as it is signed.

Please contact me if you have any questions or comments. Thank you for your assistance.

Regards,

Jill C. Geyer
Registration Specialist

Phone 262-260-4491
Fax 262-260-4716
E-mail jcgeyer@scj.com

Enclosures

