

4822-529

10-26-2010

1/10



UNITED STATES ENVIRONMENTAL PROTECTION AGENCY  
WASHINGTON, D.C. 20460

OFFICE OF  
PREVENTION, PESTICIDES AND  
TOXIC SUBSTANCES

Stuart McArthur  
S.C. Johnson & Son, Inc.  
1525 Howe St.  
Racine, WI 53403

OCT 26 2010

Subject: Notification of a minor label update [adding parentheses around the word "continuously" in a marketing claim] (Raid REK, EPA Reg. # 4822-529)

Dear Mr. McArthur:

The Agency is in receipt of your Application for Pesticide Notification under Pesticide Registration Notice (PRN) 98-10 dated 10/8/2010 for the product Raid REK (EPA Reg. # 4822-529). The Registration Division (RD) has conducted a review of this request for its applicability under PRN 98-10 and finds that the action(s) requested fall within the scope of PRN 98-10. The Confidential Statement of Formula (CSF) and/or label submitted with the application has (have) been stamped "Notification" and will be placed in our records.

If you have any questions, please call me directly at 703-347-0156 or [urbanski.jennifer@epa.gov](mailto:urbanski.jennifer@epa.gov).

Sincerely,

Jennifer Urbanski  
Registration Division (7505P)  
Office of Pesticide Programs

2  
10



United States  
**Environmental Protection Agency**  
Washington, DC 20460

Registration  
 Amendment  
 Other (Notif)

OPP Identifier Number

**Application for Pesticide - Section I**

1. Company/Product Number <b>4822- 529</b>	2. EPA Product Manager <b>John Hebert</b>	3. Proposed Classification <input checked="" type="checkbox"/> None <input type="checkbox"/> Restricted
4. Company/Product (Name) <b>Raid REK</b>	PM# <b>PM Team 7</b>	
5. Name and Address of Application (Include ZIP Code) <b>S. C. Johnson &amp; Son, Inc.</b> <b>1525 Howe St.</b> <b>Racine, WI 53403</b> <input type="checkbox"/> Check if this is a new address		
6. Expedited Review. In accordance with FIFRA Section 3(c)(3)(b)(i), my product is similar or identical in composition and labeling to: EPA Reg. No. Product Name		

**Section II**

<input type="checkbox"/> Amendment – Explain below. Resubmission (EPA 3/19/09 Ltr.)	<input type="checkbox"/> Final printed labels in response to Agency letter dated
<input checked="" type="checkbox"/> Notification – Explain below.	<input type="checkbox"/> "Me Too" Application.
	<input type="checkbox"/> Other – Explain below.

**Explanation:** Use additional page(s) if necessary. (For Section I and Section II.)  
**Place parens around "continuously" in the currently approved claim "Kills ants continuously for three (3) months."**

**Section III**

1. Material This Product Will Be Packaged In:				2. Type of Container	
Child-Resistant Packaging <input checked="" type="checkbox"/> Yes * <input type="checkbox"/> No <b>*Certification must be submitted</b>	Unit Packaging <input checked="" type="checkbox"/> Yes <input type="checkbox"/> No If "Yes" Unit Packaging wgt. <b>0.0525-0.0875 oz.</b>	Water Soluble Packaging <input type="checkbox"/> Yes <input checked="" type="checkbox"/> No If "Yes" Package wgt. <b>N/A</b>	No. Per container <b>4-18</b>	No. Per container <b>N/A</b>	<input type="checkbox"/> Metal <input checked="" type="checkbox"/> Plastic <input type="checkbox"/> Glass <input type="checkbox"/> Paper <input type="checkbox"/> Other (Specify)
3. Location of Net Contents Information <input checked="" type="checkbox"/> Label <input type="checkbox"/> Container	4. Size(s) Retail Container <b>0.21 – 1.4 oz.</b>		5. Location of Label Directions <input checked="" type="checkbox"/> On Label <input type="checkbox"/> On Labeling accompanying product		
6. Manner in Which Label is Affixed to Product <input type="checkbox"/> Lithograph <input type="checkbox"/> <input checked="" type="checkbox"/> Paper glued <input type="checkbox"/> Stenciled					

**Section IV**

**1. Contact Point (Complete items directly below for identification of individual to be contacted, if necessary, to process this application)**

Name <b>Stuart McArthur</b>	Title <b>Sr. Registration Specialist</b>	Telephone No. (Include Area Code) <b>(262) 260-2405</b>
--------------------------------	---------------------------------------------	------------------------------------------------------------

**Certification**

I certify that the statements I have made on this form and all attachments thereto are true, accurate and complete. I acknowledge that any knowingly false or misleading statements may be punishable by fine or imprisonment or both under applicable law.			6. Date Application Received <b>(Stamped)</b> ..... ..... ..... ..... ..... ..... ..... ..... ..... ..... ..... ..... ..... ..... ..... ..... ..... ..... ..... ..... .....
2. Signature 	3. Title <b>Sr. Registration Specialist</b>		
4. Typed Name <b>Stuart McArthur</b>	5. Date <b>10/8/10</b>		



104

**7/15/09 Notification – Remove “Statement” for Storage and Disposal Heading, per 40 CFR 156.10 (h)(2)(ix) and add “Sold By” per 40 CFR 156.10(c).**

**10/8/10 Notification – Parens around “continuously”**

**LABEL :** RAID REK Abamectin Ant Bait, EPA Reg. No. 4822-529

**[Names]:** Raid REK  
Raid Ant Baits III  
Raid Double Control Ant Baits III

**NOTIFICATION**

**OCT 26 2010**

**ACTIVE INGREDIENT:**

Avermectin B<sub>1</sub> ..... 0.01%

**INERT INGREDIENTS:**..... 99.99%

**KEEP OUT OF REACH OF CHILDREN, (or), DO NOT ALLOW CHILDREN OR PETS TO PLAY WITH THE BAITS.**

**CAUTION**

See additional precautionary statements on back

Contains (#) (Child Resistant) Baits

NET WT. # OZ.

**[Claims]:**

(#) Child Resistant Baits

Kills ants where they breed

Odorless baits

(Relief from) (Use) (For) (even) severe ant (problems) (infestations).

Kills even hidden ants

Kills ants you see, kills ants you don't see

Kills ants (continuously) for three (3) months

Advanced ant defense system

With more openings to attract more ants

(New!) See-Thru Bait

18 Baits

(New!) (Abamectin) Formula

Kills the Colony

[Product Name] can be used anywhere ants are a problem.

Effective against (Argentine Ants), (Black Carpenter Ants), (Cornfield Ants), (Pharaoh Ants), (and) a wide variety of household ants.

Contains two food sources ants eat.

With two foods ants eat, to kill the colony for up to three months.

Contains Abamectin, that keeps killing ants continuously for up to three months.

(4) (8) (12) pack

(Guaranteed To Work) (Or Your Money Back) –(See Back (Panel) (Label)

Contains peanuts or peanut by-products.

1. Ants crawl in to eat. 2. Crawl away to die.

www.killsbugsdead.com

Improved station with more openings

Kills (ants) (bugs) dead

Advisory Statements]:

{Product Name] contain(s) Abamectin, an ingredient that keeps killing ants nonstop. {Product Name] are so advanced they kill ants where they breed, helping to rid your home of ants for up to three months. {Product Name] may be placed anywhere you've seen ants, even in cabinets. (Product Name) are guaranteed to work for even severe bug infestations.

Ants are attracted to the bait in [Product Name]. The food is carried back to the nest to destroy the entire colony

Ants will begin to feed – population reduction and less activity can be expected in about a week.

Do not use residual sprays on or near [Product Name] (baits) (bait stations)

{Product Name] (Baits) (Bait Stations) are (packed) in Child Resistant containers

For maximum effectiveness, use all (#) baits at one time and replace every three months.

([Product Name] (Baits) (Bait Stations) are designed to be visually inspected with a flashlight. This allows for monitoring and timely replacement.)

For maximum effectiveness, (replace baits before they are)(do not allow baits to be) completely consumed.

This is how [Product Name] works

1. [Product Name] fit snugly in corners (and along paths commonly traveled by ants)
2. Ants are attracted to the bait to feed.
3. Ants eat the bait and return to nesting area to die.
4. Bait carried back to the nest continues to kill other ants.

For best results use all (#) baits at one time as shown

[Note to reviewer: Graphics may be included to aid consumer understanding.]

For Household Use – (in) closets, basements, attics, recreation rooms, living areas, kitchens, bathrooms, dining rooms, pantries, food storage shelving, waste receptacles, etc.

[DIRECTIONS FOR USE]:

DIRECTIONS FOR HOUSEHOLD USE

It is a violation of Federal law to use this product in a manner inconsistent with its labeling.

1. (Break) (Separate) (baits) (bait stations) [Product Name] (apart from the plastic frame) before placement.
2. Place (baits) (bait stations) [Product Name] (by ant trails or) close to areas where ants are present, (even on food preparation surfaces or next to food. Do not place (baits) (bait stations) [Product Name] on food preparation surfaces when food is being handled or on utensils that are used for food preparation.)

[ALTERNATE DIRECTIONS FOR USE]:

DIRECTIONS FOR HOUSEHOLD USE:

It is a violation of Federal law to use this product in a manner inconsistent with its labeling.

For thorough ant control, use all (#) baits at one time. To keep ants from returning, replace all baits every three months.

1. (Break) (Separate) [Product Name] baits (apart from the plastic frame).
2. [Note to Reviewer: (a) is for a 12- or 18-count package, (b) and (c) are for the 4-count and 8-count sizes respectively, and (d) has more specific placement instructions, but without specific numbers.]
  - (a) For thorough ant control, all (#) baits must be used at one time. Place 10 baits in the kitchen and 2 in each bathroom. For LARGER KITCHENS or PARTICULARLY HEAVY INFESTATIONS, we strongly recommend using additional baits and placing at least 12-15 baits in the kitchen and 2-4 in each bathroom. If you see ants in other areas, such as the bedroom or utility room, use 2-4 additional baits.
  - (b) For thorough ant control, all (#, 4) baits must be used at one time. For larger kitchens or particularly heavy infestations, we strongly recommend using additional baits.
  - (c) For thorough ant control, all (#, 8) baits must be used at one time. For larger kitchens or particularly heavy infestations, we strongly recommend using additional baits.
  - (d) For thorough ant control, all (#) baits must be used at one time. For larger kitchens or particularly heavy infestations, we strongly recommend using (#?) additional baits in the kitchen and bathroom. If you see ants in other areas, such as the bedroom or utility room, use (#?) additional baits in these areas also.

3. For best results, place the baits next to the wall along baseboards, in corners, under sinks, in cabinets and near plumbing fixtures. You can even place [Product Name] baits in cabinets. Do not contaminate feed or food products or food preparation surfaces, dishes, kitchen utensils and food containers.
4. Baits work best on horizontal surfaces touching corners and walls. [NOTE TO REVIEWER]: The following underlined sentence may or may not be used, as appropriate. (If you apply a bait on a vertical surface, use the enclosed stickers. You will not find it necessary to use stickers for all (#) baits.)
5. Ants will begin eating the bait immediately and you should expect to see fewer ants within days.
6. Replace ALL baits every three months to keep ants from returning. (Use the 3 month reminder (enclosed, on your calendar or refrigerator to remember) (on the baits to indicate) the date of replacement).

### STORAGE AND DISPOSAL

STORAGE: Store in a cool, dry area inaccessible to children. Do not store above 130°F.

DISPOSAL: If Empty: Do not reuse the bait station. Place in the trash or offer for recycling if available. If partially filled: Call your local solid waste agency or 1-800-529-3394 for disposal instructions. Never place unused product down any indoor or outdoor drain.

### PRECAUTIONARY STATEMENTS

#### HAZARDS TO HUMANS AND DOMESTIC ANIMALS

CAUTION: Harmful if absorbed through skin. Causes moderate eye irritation. Avoid contact with eyes, skin, or clothing. Wash thoroughly with soap and water after handling.

#### FIRST AID

Call a poison control center or doctor for treatment advice.

IF IN EYES: Hold eye open and rinse slowly and gently with water for 15-20 minutes.

Remove contact lenses, if present, after the first 5 minutes, then continue rinsing eye.

IF ON SKIN OR CLOTHING: Take off contaminated clothing. Rinse skin immediately with plenty of water for 15-20 minutes.

Have the product container or label with you when calling a poison control center or doctor, or going for treatment.

#### SATISFACTION GUARANTEED:

If (Product Name) do not provide effective ant, call toll-free 800-558-5252 weekdays, 9:00 a.m. to 9:00 p.m. Eastern Time, to arrange for a full refund.

Questions? Comments? Call 800-558-5252 Weekdays 9-9 Eastern Time or Write Helen Johnson.

**Sold By** © 1994 S. C. Johnson & Son, Inc., Racine, WI 53403-2236 U.S.A. All Rights Reserved.

EPA Reg. No. 4822-529  
EPA Est. No.

**On inner plastic wrap:**

Freshness seal  
Sealed for freshness

**Individual Bait Station Label**

Raid Ant Baits III  
Raid Double Control Ant Baits III

(Keep out of reach of children (or) Do not allow children or pets to play with the baits.)

**CAUTION**

See (container) (box) (outer package) for additional precautionary statements and complete directions

**ACTIVE INGREDIENT:**

Avermectin B<sub>1</sub> ..... 0.01%

**INERT INGREDIENTS:**..... 99.99%

Net wt. # oz.  
This side down

Questions? Comments? Call 800-558-5252 weekdays 9-9 Eastern Time or Write Helen Johnson

**Sold By** © 1994 S. C. Johnson & Son, Inc. Racine, WI 53403-2236 U.S.A.

EPA Reg. No. 4822-529  
EPA Est. No.

**3 Month Reminder Sticker:**

3 Month Reminder (name)



9  
10

Replace all (#) [Product Name] Bait(s) 3 months after placement to keep ants from returning.  
Peel off label and place in a convenient location, like your calendar or your refrigerator, etc.  
Kills ants where they breed for three months

Advanced ant defense system

Time to replace

[Product Name]

(3 months after placement)

Date: \_\_\_\_/\_\_\_\_/\_\_\_\_

**Sold By** © 2002 S. C. Johnson & Son, Inc., Racine WI 53403-2236 USA

**Individual Bait Station label (B) to be used in place of both Station Label (A) and 3 month reminder sticker:**

Raid REK

Raid Ant Baits III

Raid Double Control Ant Baits III

Keep out of reach of children, (or), Do not allow children or pets to play with the baits.

**CAUTION**

See (container) (box) (outer package) for additional precautionary statements and complete directions

**ACTIVE INGREDIENT:**

Avermectin B<sub>1</sub> ..... 0.01%

**INERT INGREDIENTS:**..... 99.99%

Net wt. # oz.

This side down

Questions? Comments? Call 800-558-5252 weekdays 9-9 Eastern Time or Write Helen Johnson



**Sold By** © 1994 S. C. Johnson & Son, Inc. Racine, WI 53403-2236 U.S.A.

Date: \_\_\_\_/\_\_\_\_/\_\_\_\_

Replace 3 months after placement

EPA Reg. No. 4822-529

EPA Establishment No.



**This is how Raid® Ant Baits<sup>III</sup> work.**

1. Raid® Ant Baits<sup>III</sup> fit snugly in corners and along paths commonly traveled by ants.
2. Ants are attracted to the bait to feed.
3. Ants eat the bait and return to nesting area to die.
4. Bait carried back to the nest continues to kill other ants.

**INSTRUCCIONES EN ESPAÑOL DENTRO DE LA CAJA**

**For Household Use:**

- CLOSETS
- BASEMENTS
- ATTICS
- RECREATION ROOMS
- LIVING AREAS
- KITCHENS
- BATHROOMS
- DINING ROOMS
- PANTRIES
- FOOD STORAGE SHELVING
- WASTE RECEPTACLES
- ETC.

**DIRECTIONS FOR HOUSEHOLD USE**

It is a violation of Federal law to use this product in a manner inconsistent with its labeling. For thorough ant control, use all baits at one time. To keep ants from returning, replace all baits every three months.

1. Separate baits before placement.
2. For thorough ant control, all four baits must be used at one time. For **LARGER KITCHENS** or **PARTICULARLY HEAVY INFESTATIONS**, we strongly recommend using additional baits.
3. For best results, place the baits next to the wall along baseboards, in corners, under sinks, in cabinets and near plumbing fixtures. You can even place baits in cabinets. Do not contaminate food or food products or food preparation surfaces, dishes, kitchen utensils and food containers.
4. Baits work best on horizontal surfaces touching corners and walls.
5. Ants will begin eating the bait immediately and you should expect to see fewer ants within days.
6. Replace **ALL** baits every three months to keep ants from returning.

**STORAGE AND DISPOSAL**

**STORAGE:** Store in a cool, dry area inaccessible to children. Do not store above 130°F. **DISPOSAL:** If empty: Do not reuse the bait station. Place in the trash or offer for recycling if available. If partially filled: Call your local solid waste agency or 800-529-3394 for disposal instructions. Never place unused product down any indoor or outdoor drain.

**PRECAUTIONARY STATEMENTS  
HAZARDS TO HUMANS AND DOMESTIC ANIMALS**

**CAUTION:** Harmful if absorbed through skin. Causes moderate eye irritation. Avoid contact with eyes, skin, or clothing. Wash thoroughly with soap and water after handling.

**FIRST AID**



Call a poison control center or doctor for treatment advice. **IF IN EYES:** Hold eye open and rinse slowly and gently with water for 15-20 minutes. Remove contact lenses, if present, after the first 5 minutes, then continue rinsing eye. **IF ON SKIN OR CLOTHING:** Take off contaminated clothing. Rinse skin immediately with plenty of water for 15-20 minutes. Have the product container or label with you when calling a poison control center or doctor, or going for treatment.



WWW.KILLSUGSDEAD.COM  
Questions? Comments? Call 800-958-5252 or write Helen Johnson  
Sold by: ©2010 S.C. Johnson & Son, Inc., Racine, WI 53403-2236 U.S.A.  
All Rights Reserved.  
EPA Reg. No. 4622-529  
EPA Est. No. 56202-WI-002  
U.S. Pat. Des. 257,742,203

**4 Child Resistant Baits**  
Cebos a Prueba de Niños  
NO PERMITA QUE LOS  
NIÑOS Y/LAS MASCOTAS  
JUEGUEN CON LOS CEBOS  
DO NOT ALLOW  
CHILDREN OR PETS  
TO PLAY WITH THE BAITS  
**CAUTION:** SEE ADDITIONAL PRECAUTIONARY STATEMENTS ON BACK.  
Contains peanuts or peanut by products.

24 OZ (6.8 g)



**Kills Ants  
For 3 Months**  
Mata Hormigas Durante 3 Meses  
**Kills The Colony**  
Mata a la Colonia



10/19