

September 23, 2002

Kelly K. Rahn
S.C. Johnson & Son, Inc.
1525 Howe Street
Racine, WI 53403

Subject: Vanish Drop-Ins
EPA Registration No. 4822-510
Application Date: July 12, 2002
Receipt Date: July 15, 2002

Dear Ms. Rahn:

The following amendment, submitted in connection with registration under the Federal Insecticide, Fungicide, and Rodenticide Act (FIFRA), as amended, is accepted with the condition below.

- to update "First Aid" statement per PR Notice 2001-1

The last stamped accepted for label for this product was August 17, 1999, at which time this product was declared "New!" The Agency only allows the term new to be used in conjunction with a product for 6 months, after which time all references to the word New must be removed until such time as a modification that would warrant such a statement is proposed and accepted.

General Comments

A stamped copy of the accepted labeling is enclosed. Submit three (3) copies of your final printed labeling before distributing or selling the product bearing the revised labeling.

Should you have any questions or comments concerning this letter, please contact Wanda Mitchell at (703) 308-6345.

Sincerely,



Robert S. Brennis
Product Manager - Team 32
Regulatory Management Branch II
Antimicrobials Division (7510C)

CONCURRENCES							
SYMBOL	7510C						
SURNAME	Mitchell						
DATE	9-23-02						

2/11

[All text in (parenthesis) is optional and may or may not be included on final label.]

VANiSH® Drop-Ins®

For Home Use
Antibacterial
In-Tank Toilet Bowl Water Sanitizer
S.C. Johnson
(A Family Company)
(Economic Refill)(Refill)(Value Pack)

**ACCEPTED
with COMMENTS
EPA Letter Dated:**

SEP 23 2002

Under the Federal Insecticide,
Fungicide, and Rodenticide Act as
amended, for the pesticide,
registered under EPA Reg. No. 4822-510

ACTIVE INGREDIENT:
Trichloro-s-triazinetriene 82.4%
OTHER INGREDIENTS: 17.6%

KEEP OUT OF REACH OF CHILDREN
DANGER

See additional precautions on back label

EPA Reg. No. 4822-510
EPA Est. No. 4822-MEX-1


Questions? Comments? Call 800-558-5252 or Write Helen Johnson
©2002 S.C. Johnson & Son, Inc. Racine, WI 53403-2236 U.S.A.
All Rights Reserved

Net Weight: 1.2 oz., 35 (when two tablets 2.4 oz., 70g)

(U.S. Patent No. 5,648,314)

Kills 99.9% of bathroom germs in the toilet bowl water (10/20/30 minutes) after each flush.
Kills 99.9% of many odor-causing germs in the toilet bowl water (10/20/30 minutes) after each flush.
Kills 99.9% of some germs such as Salmonella choleraesuis, Enterococcus faecalis and Escherichia coli (E. coli ATCC 11229) in the toilet bowl water.
VANiSH® Drop-Ins® with Stain Repel fights tough stains and kills 99.9% of many germs (such as Salmonella choleraesuis, Enterococcus faecalis, and Escherichia coli (E. coli ATCC 11229)) in the toilet bowl water for up to 9 weeks.
VANiSH® Drop-Ins® fights tough stains and kills odor-causing germs for up to 9 weeks.
VANiSH® Drop-Ins® fights tough stains and kills bathroom germs for up to 9 weeks.

Bleach
Starter
Refill
With Stain Repel
Stain Repel Bleach



More bleach to the bowl
 Helps keep bowl clean
 Cleans and deodorizes with every flush
 Keeps bowl fresh and clean
 Helps keep bowl cleaner
 Keeps your toilet bowl stain-free
 Fights tough stains
 Repels tough hard water, mineral, and limescale stains
 Consistent release formula
 Controls odor-causing germs in the bowl water
 Continuous real bleach cleaning and deodorizing
 Tablets wrapped for skin protection
 Child resistant packaging
 Phosphate free
 Contains no dyes
 Deodorizes
 Cleans up to 9 weeks
 Deodorizes for up to 9 weeks
 Helps make cleaning easier
 No mess in tank
 No messy residue or clogging in the tank
 Automatic toilet bowl cleaner
 Controls odor produced by odor-causing bacteria
 Controls the growth of bacteria that cause odors
 Controls odors caused by odor-causing germs
 VANiSH® Drop-Ins® delivers stain-repelling cleaners with every flush to keep your toilet bowl cleaner. When the tablet has dissolved, simply place a new VANiSH® Drop-Ins® Refill Tablet in the tank.
 For longer-lasting stain-repelling action, try VANiSH® Hang-Ins®
 For longer-lasting antibacterial action, try VANiSH® Hang-Ins®
 Stain Repel Blue + Bleach (Drop-Ins®)
 Cleans and deodorizes with every flush
 Helps keep your toilet bowl stain free
 Bleach Cleaning
 Won't harm (plumbing pipes)(and)(septic systems)
 For colored toilets
 Leaves Bowl Sanitary
 Deodorizes
 Recommended for use only in toilets that are flushed regularly
 New, Improved
 Improved bleach delivery
 Long(er) lasting
 Long life

[OUTER BOX]

When the tablet has dissolved, simply place a new VANiSH® Drop-Ins® Refill Tablet in the tank.

This package contains 1 (2) tablet(s)

DIRECTIONS FOR USE: It is a violation of Federal law to use this product in a manner inconsistent with its labeling.

Before placing VANiSH® Drop-Ins® in your tank, clean toilet bowl thoroughly, including under the rim.

1. Remove toilet tank cover.
2. Cut open tablet pouch with scissors along dotted line. Do not remove tablet.
3. Flush toilet. Wait until water level is low and bottom valve is closed. Use pouch to drop tablet into corner of tank away from bottom valve opening or toilet mechanism (see diagram). DO NOT TOUCH TABLET DIRECTLY. Dispose of pouch as directed in disposal statement.
4. IMPORTANT: Wait 10 minutes before flushing. Do not remove tablet once installed.
5. When tablet dissolves, simply add a new VANiSH® Drop-Ins® (with Stain Repel).

This product should be used in toilets that are flushed daily.

**PRECAUTIONARY STATEMENTS
HAZARDS TO HUMANS AND DOMESTIC ANIMALS**

DANGER: Corrosive. Causes skin and eye damage. May be fatal if swallowed. Do not get in eyes, on skin or on clothing. Protect eyes and skin when handling. Irritating to nose and throat. Avoid breathing dust.

CHEMICAL HAZARD: STRONG OXIDIZING AGENT. Do not mix with other chemicals. Only add to water in toilet tank. Do not use with other cleaning or household chemicals, including acids and ammonia, as dangerous fumes may result.

FIRST AID:

IF IN EYES:

- Hold eye open and rinse slowly and gently with water for 15-20 minutes.
- Remove contact lenses, if present, after the first 5 minutes, then continue rinsing eye.
- Call a poison control center or doctor for treatment advice.

IF ON SKIN OR CLOTHING:

- Take off contaminated clothing.
- Rinse skin immediately with plenty of water for 15-20 minutes.
- Call a poison control center or doctor for treatment advice.

IF INHALED:

- Move person to fresh air.

-If person is not breathing, call 911 or an ambulance, then give artificial respiration, preferably mouth-to-mouth if possible.

-Call a poison control center or doctor for further treatment advice.

IF SWALLOWED:

-Call a poison control center or doctor immediately for treatment advice.

-Have person sip a glass of water if able to swallow.

-Do not induce vomiting unless told to do so by a poison control center or doctor.

-Do not give anything by mouth to an unconscious person.


-Have the product container or label with you when calling a poison control center or doctor, or going for treatment.

STORAGE: Store out of reach of children. **DISPOSAL:** Do not reuse pouch. Rinse pouch thoroughly before discarding in trash.

Questions? Comments? Call 800-558-5252 or Write Helen Johnson
© 2002 S.C. Johnson & Son, Inc. Racine, WI 53403-2236 U.S.A.
All Rights Reserved

Net Weight: 1.2 oz., 35g (when two tablets 2.4 oz., 70g)

(U.S. Patent No. 5,648,314)



6/11

[The text below will appear on each pouch enclosed in a box. Directions for use will be included on pouch if there is sufficient room to print text.]

VANiSH® Drop-Ins®

Cut Here To Open
Contains 1 (2) Tablet(s)
For Home Use
Antibacterial
In-Tank Toilet Bowl Water Sanitizer

ACTIVE INGREDIENT:
Trichloro-s-triazinetriene 82.4%
OTHER INGREDIENTS: 17.6%

**KEEP OUT OF REACH OF CHILDREN
DANGER**

Net Weight: 1.2 oz., 35g

See additional precautions (and complete Directions for Use) on full outer label.

DIRECTIONS FOR USE: It is a violation of Federal law to use this product in a manner inconsistent with its labeling.

Before placing VANiSH® Drop-Ins® in your tank, clean toilet bowl thoroughly, including under the rim.

1. Remove toilet tank cover.
2. Cut open tablet pouch with scissors along dotted line. Do not remove tablet.
3. Flush toilet. Wait until water level is low and bottom valve is closed. Use pouch to drop tablet into corner of tank away from bottom valve opening or toilet mechanism (see diagram). **DO NOT TOUCH TABLET DIRECTLY.** Dispose of pouch as directed in disposal statement.
4. **IMPORTANT:** Wait 10 minutes before flushing. Do not remove tablet once installed.
5. When tablet dissolves, simply add a new VANiSH® Drop-Ins® (with Stain Repel).

This product should be used in toilets that are flushed daily.

Questions? Comments? Call 800-558-5252 or Write Helen Johnson
© 2002 S.C. Johnson & Son, Inc. Racine, WI 53403-2236 U.S.A.
All Rights Reserved

(U.S. Patent No. 5,648,314)

2. Cut open tablet pouch with scissors along dotted line. Do not remove tablet.
3. Flush toilet. Wait until water level is low and bottom valve is closed. Use pouch to drop tablet into corner of tank away from bottom valve opening or toilet mechanism (see diagram). DO NOT TOUCH TABLET DIRECTLY. Dispose of pouch as directed in disposal statement.
4. IMPORTANT: Wait 10 minutes before flushing. Do not remove tablet once installed.
5. When tablet dissolves, simply add a new VANiSH® Drop-Ins® (with Stain Repel).

This product should be used in toilets that are flushed daily.

PRECAUTIONARY STATEMENTS

HAZARDS TO HUMANS AND DOMESTIC ANIMALS

DANGER: Corrosive. Causes skin and eye damage. May be fatal if swallowed. Do not get in eyes, on skin or on clothing. Protect eyes and skin when handling. Irritating to nose and throat. Avoid breathing dust.

CHEMICAL HAZARD: STRONG OXIDIZING AGENT. Do not mix with other chemicals. Only add to water in toilet tank. Do not use with other cleaning or household chemicals, including acids and ammonia, as dangerous fumes may result.

FIRST AID:

IF IN EYES:

- Hold eye open and rinse slowly and gently with water for 15-20 minutes.
- Remove contact lenses, if present, after the first 5 minutes, then continue rinsing eye.
- Call a poison control center or doctor for treatment advice.

IF ON SKIN OR CLOTHING:

- Take off contaminated clothing.
- Rinse skin immediately with plenty of water for 15-20 minutes.
- Call a poison control center or doctor for treatment advice.

IF INHALED:


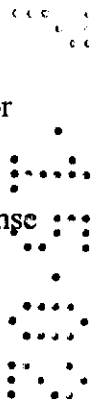
- Move person to fresh air.
- If person is not breathing, call 911 or an ambulance, then give artificial respiration, preferably mouth-to-mouth if possible.
- Call a poison control center or doctor for further treatment advice.

IF SWALLOWED:

- Call a poison control center or doctor immediately for treatment advice.
- Have person sip a glass of water if able to swallow.
- Do not induce vomiting unless told to do so by a poison control center or doctor.
- Do not give anything by mouth to an unconscious person.

-Have the product container or label with you when calling a poison control center or doctor, or going for treatment.

STORAGE: Store out of reach of children. **DISPOSAL:** Do not reuse pouch. Rinse pouch thoroughly before discarding in trash.



9/11

[The text below will appear on the registered bleach pouch enclosed in the box with the non-registered blue pouch. Directions for use will be included on pouch if there is sufficient room to print text.]

VANiSH® Drop-Ins®

Cut Here To Open
Contains 1 Tablet
For Home Use
Antibacterial
In-Tank Toilet Bowl Water Sanitizer
Bleach

ACTIVE INGREDIENT:
Trichloro-s-triazinetriene 82.4%
OTHER INGREDIENTS: 17.6%

**KEEP OUT OF REACH OF CHILDREN
DANGER**

See additional precautions (and complete Directions for Use) on full outer label.
(U.S. Patent No. 5,648,314)

Net Weight: 1.2 oz. (35g)

DIRECTIONS FOR USE: It is a violation of Federal law to use this product in a manner inconsistent with its labeling.

IN-TANK TOILET BOWL WATER SANITIZER AND CLEANER

Before placing VANiSH® Drop-Ins® in your tank, clean toilet bowl thoroughly, including under the rim.


1. Remove toilet tank cover.
2. Cut open tablet pouch with scissors along dotted line. Do not remove tablet.
3. Flush toilet. Wait until water level is low and bottom valve is closed. Use pouch to drop tablet into corner of tank away from bottom valve opening or toilet mechanism (see diagram). DO NOT TOUCH TABLET DIRECTLY. Dispose of pouch as directed in disposal statement.
4. IMPORTANT: Wait 10 minutes before flushing. Do not remove tablet once installed.
5. When tablet dissolves, simply add a new VANiSH® Drop-Ins® (with Stain Repel).

This product should be used in toilets that are flushed daily.

EPA Reg. No. 4822-510
EPA Est. No. 4822-MEX-1

10/11

Questions? Comments? Call 800-558-5252 or Write Helen Johnson
© 2002 S.C. Johnson & Son, Inc. Racine, WI 53403-2236 U.S.A.
All Rights Reserved



[The text below will appear on the non-registered blue cleaning pouch enclosed in the box with the registered bleach pouch. Directions for use will be included on pouch if there is sufficient room to print text.]

VANiSH® Drop-Ins® Blue

Cut Here To Open
Contains 1 Blue Tablet
For Home Use
Stain Repel Blue
Blue Freshening

(Directions for use on outer box)

Net Weight: 2.6 oz. (75g)

Instructions – Read Carefully
Clean toilet bowl thoroughly, including under the rim

Directions for use:

1. Remove toilet tank cover.
2. Cut open both pouches with scissors along dotted line. Do not touch bleach tablet or blue tablet directly. Do not remove protective wrapping around blue tablet ... it dissolves quickly.
3. Flush toilet. Wait until water level is low and bottom valve is closed. Use pouches to drop both tablets into corner of tank away from bottom valve opening or toilet mechanism (see diagram). Note: The two tablets are designed to be used together.
4. IMPORTANT: Wait 10 minutes before flushing. Do not remove tablets once installed.
5. When tablets dissolve, simply add a new VANiSH® Drop-Ins® Blue + Bleach (with Stain Repel) (to help keep your bowl fresh and sanitary.)

This product should be used in toilets that are flushed daily.

CAUTION: HARMFUL IF SWALLOWED. MAY CAUSE EYE IRRITATION.
Contains anionic surfactant. **FIRST AID: IF SWALLOWED:** Drink a glass of water and call a physician. **IF IN EYES:** Rinse with water for 20 minutes. If irritation persists, contact a physician.

KEEP OUT OF REACH OF CHILDREN.

Questions? Comments? Call 800-558-5252 or Write Helen Johnson
© 2002 S.C. Johnson & Son, Inc. Racine, WI 53403-2236 U.S.A.
All Rights Reserved

