

4822-469

10/07/2011

1 of 11



UNITED STATES ENVIRONMENTAL PROTECTION AGENCY
WASHINGTON, D.C. 20460

OFFICE OF
PREVENTION, PESTICIDES
AND TOXIC SUBSTANCES

October 07, 2011

Ms. Rachel M Callies,
Registration Specialist
S.C. Johnson and Son, Inc.
M.S. 149
Racine, WI 53403

Subject: Notifications to make miscellaneous minor label changes

EPA Reg. No. / Name: 4822-469 / Repellent LMO ✓
4822-501 / Snake II
4822-573 / KJM Y&D

Date of Application: June 16, 2011

Dear Ms. Callies:

The Agency is in receipt of your above referenced applications for Pesticide Notification under Pesticide Registration (PR) Notice 98-10, for the subject products. The Registration Division (RD), after conducting review of each request for its applicability, finds that the actions requested fall within the scope of the aforementioned PR Notice.

Please note that we have approved the amended labeling for each product with the understanding that it is consistent with the Agency's previously stamped accepted label(s); and other than the changes stated in your applications dated 06/16/11, no other changes have been made to the labeling and/or the Confidential Statement of Formula (CSF).

Each label submitted with the applications has been stamped "Notification" and will be placed in our records. If you have any questions regarding this letter, please contact me or Dr. B. A. Akinlosotu at (703) 605-0653.

Sincerely,

Richard Gebken
Richard Gebken,
Product Manager 10
Insecticide Branch
Registration Division (7505P)



United States
Environmental Protection Agency
 Washington, DC 20460

- Registration
 Amendment
 Other

OPP Identifier Number

20911

Application for Pesticide - Section I

1. Company/Product Number S.C. Johnson & Son, Inc. / 4822-469	2. EPA Product Manager Richard Gebken	3. Proposed Classification <input checked="" type="checkbox"/> None <input type="checkbox"/> Restricted
4. Company/Product (Name) S.C. Johnson & Son, Inc. / Repellent LMO	PM# 10	
5. Name and Address of Application (Include ZIP Code) S. C. Johnson & Son, Inc. 1525 Howe St. Racine, WI 53403-2236 <input type="checkbox"/> Check if this is a new address	6. Expedited Review. In accordance with FIFRA Section 3(c)(3)(b)(i), my product is similar or identical in composition and labeling to: EPA Reg. No. Product Name	

Section II

- | | |
|--|--|
| <input type="checkbox"/> Amendment – Explain below. | <input type="checkbox"/> Final printed labels in response to Agency letter dated |
| <input type="checkbox"/> Resubmission in response to Agency letter dated | <input type="checkbox"/> "Me Too" Application. |
| <input checked="" type="checkbox"/> Notification – Explain below. | <input type="checkbox"/> Other - Explain below. |

Explanation: Use additional page(s) if necessary. (For Section I and Section II.)

Notification of minor label changes per PR Notice 98-10.

This notification is consistent with the provisions of PR Notice 98-10 and EPA regulations at 40 CFR 152.46, and no other changes have been made to the labeling or the confidential statement of formula for this product. I understand that it is a violation of 18 U.S.C. Sec. 1001 to willfully make any false statement to EPA. I further understand that if this notification is not consistent with the terms or PR Notice 98-10 and 40CFR 152.46, this product may be in violation of FIFRA and I may be subject to enforcement action and penalties under sections 12 and 14 of FIFRA.

Section III

1. Material This Product Will Be Packaged In:				2. Type of Container:			
Child-Resistant Packaging <input type="checkbox"/> Yes * <input checked="" type="checkbox"/> No *Certification must be submitted	Unit Packaging <input type="checkbox"/> Yes <input checked="" type="checkbox"/> No	Water Soluble Packaging <input type="checkbox"/> Yes <input checked="" type="checkbox"/> No	If "Yes" Unit Packaging wgt.	No. Per container	If "Yes" Package wgt.	No. Per container	<input type="checkbox"/> Metal <input checked="" type="checkbox"/> Plastic <input type="checkbox"/> Glass <input type="checkbox"/> Paper <input type="checkbox"/> Other (Specify) Foil Fouch
3. Location of Net Contents Information <input checked="" type="checkbox"/> Label <input type="checkbox"/> Container		4. Size(s) Retail Container		5. Location of Label Directions <input checked="" type="checkbox"/> On Label <input type="checkbox"/> On Labeling accompanying product			
6. Manner in Which Label is Affixed to Product <input checked="" type="checkbox"/> Lithograph <input type="checkbox"/> Paper glued <input type="checkbox"/> Stenciled				<input type="checkbox"/> Other			

Section IV

1. Contact Point (Complete items directly below for identification of individual to be contacted, if necessary, to process this application)		
Name Rachel M. Callies	Title Registration Specialist	Telephone No. (Include Area Code) (262) 260-0619
Certification I certify that the statements I have made on this form and all attachments thereto are true, accurate and complete. I acknowledge that any knowingly false or misleading statements may be punishable by fine or imprisonment or both under applicable law.		6. Date Application Received (Stamped)
2. Signature 	3. Title Registration Specialist	
4. Typed Name Rachel M. Callies	5. Date 16 June 2011	

- Repellent LMO (Master Name)
- OFF! PowerPad Lamp (Alternate Brand Name)
- OFF! Powerpad Lantern (Alternate Brand Name)
- OFF! Powerpad Refill (Alternate Brand Name)
- OFF! Mosquito Lamp (Alternate Brand Name)
- OFF! Hanging Mosquito Lantern (Alternate Brand Name)
- OFF! Mosquito Lamp & Lantern (Alternate Brand Name)

(Refills)

ACTIVE INGREDIENT:

d-cis/trans allethrin 21.97%
 OTHER INGREDIENTS 78.03%

KEEP OUT OF REACH OF CHILDREN

CAUTION

See (side)(back)(bottom) panel(s) for additional precautionary statements.

Contains (Contents):

- (X Reusable Lamp(s))
- (X Mosquito Repellent Pad(s))
- (X Candle(s))
- (X Refill(s))
- (X Reusable Lantern(s))
- (X Pole Segment(s))

NET WT.: XX oz.

[Optional Marketing Claims for all label options:]

(Repellent LMO) Mosquito Repellent Pads (included)
 Mosquito protection for areas up to 15 feet by 15 feet
 Repels mosquitoes (from an area up to 15 feet by 15 feet) (225 SQ.FT.)
 Candle creates a pleasant glow while warming repellent pad for effective mosquito protection (in an area as large as 15 feet by 15 feet)
 Repellent LMO effectively repels mosquitoes from an average size patio (campsite)(campground) for hours
 Repels mosquitoes from an averaged size (deck)(patio)(campsite)(campground)
 Each pad provides (effective)(fragrance free) protection for up to 4 hours.
 Each pad lasts up to 4 hours
 Each candle and pad lasts up to 4 hours
 Up to 4 hours of protection
 Heated pad releases repellent (up to 4 hours per pad)(up to 15 X 15 ft.)
 (Up to 4 hours per pad)(Up to 15 X 15 ft.) protection
 No exposed flame when in use
 Convenient
 Easy to use
 Easy to assemble
 Portable
 No tools required for assembly
 Pad technology repels mosquitoes!
 Don't forget to purchase Repellent LMO refills

Works with Repellent LMO Refills (**Lamp**) (**Lamp & Lantern**)

Also available Repellent LMO

Sample inside

Free refills

Refills available

Added refills inside

[x] Refills

Heat activated repellent pad

Contains X PowerPad refills

Patented PowerPad technology

PowerPad (Power Pad)

Not just a candle, contains a repellent pad

It's in the pad

The power to repel is in the pad

Enclosed flame

No scent

Repels mosquitoes in the (woods)(outdoors)(great outdoors)(backyard) (park)(forest) (**camp**) (**campsite**) (**campground**) for up to 4 hours

OFF! Protection That Glows

Repels mosquitoes that may carry West Nile Virus

Stock up on Off! for the summer

Off! for your next party

Most trusted mosquito repellent

America's favorite repellent

Free

Take back your backyard (**campsite**)(**campground**)

Contains no messy oil

Stay out late with the product bugs hate

Protection and ambiance

Mosquito defense system

Insects hate us people love us

Great for (BBQs)(picnics) (**campsites**) (**camping**)(**campground**)

(Mosquito) Protection that you can enjoy

Effective mosquito protection you don't have to put on

This really works!

Proven protection from mosquitoes

Take the challenge

A backyard (**camping**) (**campsite**) necessity

Perfect for parties

Protect (your family)(the ones you love) from mosquitoes

Party approved

OFF! Defense

Use with confidence

Extends your (home)(outdoor) living area

Enhances your outdoor experience

Outdoor activity without annoying mosquitoes

Maximize your outdoor experience

Get ready for the summer

(Family)(Camping)(Mosquito Protection) kit

OFF! for every occasion

Entomologist developed


Free your family from (annoying) mosquitoes

Repels mosquitoes before they get you

OFF! is a complete line of mosquito protection for every situation

(Multi-Pack)(Twin)(Bonus)(Value)(Variety)(Backyard)(Barbeque) (**Camping**) (Pack)

Buy One Get One Free



- Keep bugs OFF! without anything on
- Great protection with no mess
- Great repellency no mess
- The OFF! that you don't put on
- Just light it and relax
- Light up your night
- Mosquito protection that lasts all evening
- The original
- Effective repellency against mosquitoes which may carry West Nile Virus

Protection Chart	OFF! ® PowerPad
Uses heat activated repellent pad.	✓
Repels mosquitoes from an area up to 225 SQ.FT.	✓
Repels mosquitoes that may carry West Nile Virus	✓
Each pad lasts up to 4 hours	✓

Helpful Hints

- Protection is not immediate
- Allow time for candle to heat (mosquito repellent) pad
- High humidity may increase time before repellent is released
- Pads are designed to release repellent when heated by candle
- Pad color will change during use
- Do not change pad until candle is used up
- When candle is used-up (and will not relight), replace both candle and pad
- Expect a small amount of wax to remain in bottom of candle cup
- Change candle and pad at same time

Pad is designed to last as long as the candle

Keep Level

- To avoid fire hazard, do not place pads, matches or other foreign matter on or in candle cup
- Use one (Repellent LMO) in an area as large as an average (deck or patio) (**campsite**)
- Use one (Repellent LMO) in an area as large as 15' by 15'
- Use two or more (Repellent LMO) in larger areas
- It is normal for the pad to emit some smoke when product is in use
- Be sure to wash hands after handling

Contains Bitrex

Bitrex ® is a trademark of Macfarlan Smith, LTD.

(For maximum protection) place product upwind

To clear mosquitoes from under table, place underneath (table) for a few minutes

Make sure pole is inserted securely and straight

Test to ensure pole does not tip easily

Do not use hammer to insert pole

If ground is too hard, use water to soften the ground

X-piece sectional pole included

Assembles to (approximately) X feet (high)

Gently slide narrow end of pad into slot in top of unit

Tabletop

Patio & Deck

Backyard

Campsite Lamp

Camp (Campsite)(campground)

Zone Coverage


Camp(site)(ground) & Dock

(Wide) (Broad) Area Coverage

(Wide) (Broad) Area Protection

S.C. Johnson (Wax)


A Family Company ([logo])



Since 1886
Fisk Johnson [signature]

[Text describing an alternate segmentation of the OFF! line to be used with or without graphics.]

Try our complete line of OFF! Outdoor products
(Personal repellants) (Tabletop) (Patio & Deck) (Backyard) **(Camp) (Campsite)(campground)**
((Campsite) Pretreat) (Citronella Candle) ((Wide) (Broad) Area (Zone) Coverage)
Look for products in each of these categories to meet your outdoor needs



Precautionary Statements

Hazards to humans and domestic animals

CAUTION: Harmful if swallowed or inhaled. Avoid breathing vapors. Keep out of reach of children. For outdoor use only. Do not use indoors, in a tent or enclosed area. Attention, colored vent top is hot while in use. Be sure to wash hands after handling.

FIRST AID

Have the product container or label with you when calling a poison control center or doctor, or going for treatment.

If swallowed: Call a poison control center or doctor immediately for treatment advice. Have person sip a glass of water if able to swallow. Do not induce vomiting unless told to do so by a poison control center or doctor. Do not give anything by mouth to an unconscious person.

If inhaled: Move person to fresh air. If person is not breathing, call 911 or an ambulance, then give artificial respiration, preferably mouth-to-mouth if possible. Call a poison control center or doctor for further treatment advice.

ENVIRONMENTAL HAZARDS

This pesticide is highly toxic to fish. Do not apply directly to water. Drift from treated areas may be hazardous to organisms in adjacent aquatic sites.

PHYSICAL AND CHEMICAL HAZARDS

[These physical and chemical hazards will be used when the product is sold as a lamp unit]

Place on level, stable surfaces. Do not cover lamp top with any foreign material while in use. Before lighting candle make sure wick is trimmed to ¼ inch. To avoid fire hazard, do not place pads, matches or other foreign matter near candle flame. Never cut, bend or alter shape of pad. Pads may cause staining – avoid contact with other surfaces. Do not place Repellent LMO near combustible materials such as dry vegetation, clothing, or fuels. NEVER BURN CANDLE UNATTENDED. Failure to follow these instructions could result in personal injury or property damage. Do not use anything other than Repellent LMO pads and candles in lamp. To the fullest extent permitted by law S.C. Johnson & Son, Inc. shall not be liable for damage, injury or poor performance caused by the use of other pads and candles.

[These physical and chemical hazards will be used when the product is sold as a lantern unit.]

Do not cover lantern top with any foreign material while in use. Before lighting candle make sure wick is trimmed to ¼ inch. To avoid fire hazard, do not place pads, matches or other foreign matter near candle flame. Never cut, bend or alter shape of pad. Do not move when lit. Use pole per instructions; do not use for any other purposes. Do not remove hanging lantern from pole. Make sure pole is inserted securely (and straight). Remove all pole segments from ground when not in use to minimize tripping hazard. TEST TO ENSURE POLE DOES NOT TIP EASILY. Do not place near underground wires or gas lines. Pads may cause staining – avoid contact with other surfaces. Do not place Repellent LMO near combustible materials such as dry vegetation, clothing, or fuels. NEVER BURN CANDLE UNATTENDED. Failure to follow these instructions could result in personal injury or property damage. Do not use anything other than Repellent LMO pads and candles in lamp. To the fullest extent permitted by law S.C. Johnson & Son, Inc. shall not be liable for damage, injury or poor performance caused by the use of other pads and candles.

[These physical and chemical hazards will be used when the product is sold as a refill unit]

Do not cover unit top with any foreign material while in use. Before lighting candle make sure wick is trimmed to ¼ inch. To avoid fire hazard, do not place pads, matches or other foreign matter near candle flame. Never cut, bend or alter shape of pad. Pads may cause staining – avoid contact with other surfaces. Do not place (Repellent LMO) near combustible materials

such as dry vegetation, clothing, or fuels. NEVER BURN CANDLE UNATTENDED. Failure to follow these instructions could result in personal injury or property damage. Do not use anything other than Repellent LMO pads and candles in lamp. To the fullest extent permitted by law S.C. Johnson & Son, Inc. shall not be liable for damage, injury or poor performance caused by the use of other pads and candles.

STORAGE AND DISPOSAL

STORAGE: Prolonged storage of repellent pads in outdoor conditions may decrease effectiveness. Store unused pads in an area inaccessible to children and pets.

DISPOSAL: Before disposing, empty package by using the product according to the label. Used Pad and Pad Pouch: Place exhausted pad or pad pouch in trash or offer for recycling if available.

Candle: After allowing exhausted candle to cool, place cup in trash. Do not reuse or refill cup.

Unused pads: Call your local solid waste agency or 1-800-529-3394 for disposal instructions. Never place unused product down any indoor or outdoor drain.

DIRECTIONS FOR USE

It is a violation of federal law to use this product in a manner that is inconsistent with its labeling.

[These directions for use will be used when the product is sold as a lamp unit.]

Locate lock tabs on unit base, press to release and lower frame. Remove enclosed contents. Firmly press candle cup onto base post. Light candle. Remove repellent pad from package being careful not to cut, bend, or alter pad shape. Insert OFF! PowerPad into middle slot on top. Raise frame base and snap into place. Move lamp only when cool and not in use. To avoid fire hazard, do not place pads matches or other foreign matter on or in candle cup. When finished using, carefully remove frame base and blow out candle. **(The)** Pad is designed to last as long as candle.

To replace pad/candle combination:

When candle is used up (and will not relight), replace both candle and pad. Remove lamp top. Make sure flame is extinguished and lamp is cool before changing pad. Pull out used pad and slide in new pad. Remove used candle cup and firmly press new candle cup with fresh candle onto base post. To avoid fire hazard, use only OFF! candles in lamp. Light candle. Raise frame base and snap into place. Avoid contamination of food.

[These directions for use will be used when the product is sold as a lantern unit.]

Use connectors to assemble rods. Push pole into stable ground. Test to ensure pole does not tip easily. Locate lock tabs on unit base, press and release to lower frame. Remove enclosed contents. Firmly press candle cup onto base post. Light candle. Remove repellent pad from package being careful not to cut, bend, or alter pad shape. Insert OFF! PowerPad into middle slot on top. Raise frame base and snap into place. When finished using, carefully remove frame base and blow out flame. Pad is designed to last as long as candle. To avoid fire hazard, do not place pads, matches or other foreign matter on or in candle cup. Use one Repellent LMO in an area as large as 15' by 15'. Use two or more in larger areas. Allow time for candle to heat mosquito repellent pad. When candle is used up and will not relight, replace both candle and pad. Expect a small amount of wax to remain in bottom of candle cup. (Change candle and pad at same time.) Place product upwind for maximum protection.

To replace pad/candle combination:

When candle is used up (and will not relight), replace both candle and pad. Lower lantern from base. Make sure flame is extinguished and lantern is cool before changing pad. Pull out used pad and slide in new pad. Wash hands. Remove used candle cup and firmly press new candle cup with fresh candle onto base post. To avoid fire hazard, use only OFF! candles in lantern. Light candle. Raise frame base and snap into place. Avoid contamination of food.

Cleaning Instructions:

Before cleaning lantern, extinguish flame and let lantern cool. Wash with a wet cloth only. Note: To avoid damaging product, be careful not to move or bend metal bar inside of lantern when cleaning. Be sure to wash hands after handling.

[Note: These directions will be used when product is sold as a refill unit.]

To replace pad/candle combination:

Pads are designed to release repellent when heated by candle. When candle is used (up and will not relight), replace both candle and pad. Avoid contamination of food. Detach unit top from base. Make sure flame is extinguished and unit is cool before changing pad. Remove used pad from top of unit. Remove new repellent pad from packaging being careful not to cut, bend, or alter pad shape. Gently slide narrow end of pad into slot in top of unit. Important: Remove used candle cup and firmly press new candle cup with fresh candle onto base post. Light candle. Reattach unit top and base. Do not place repellent pad or matches on or in candle cup.

EPA Reg. No. 4822-269
EPA Est. No. XXXX-XXX ((...)) Lot number suffix (...) indicates appropriate establishment number.)
(US Patent(s) xxxxxxxx)

Questions? Comments?
Call 800-558-5252 or write Helen Johnson
Sold by: © [year] S.C. Johnson & Son, Inc.,
Racine, WI 53403-2236 U.S.A.
(All Rights Reserved)

(www.[website].com)
(Pads made in [country])
(Candles made in [country])

Labeling for the Vent Top

Attention Hot Surface
Slide Pad in Center Slot

Labeling for the Lamp Base

KEEP OUT OF REACH OF CHILDREN

If pad is swallowed, call 1-800-558-5252. Do not use indoors, in a tent or enclosed area. Read Directions for Use and Precautionary Statements on outer package carefully. Use only OFF! pads and candles. NEVER BURN CANDLE UNATTENDED. Do not place near combustible materials such as dry vegetation, clothing or fuels. Place on a level, stable surface. Make sure pole is inserted securely. Do not remove hanging lantern from pole. Do not move when lit. Do not reuse of refill except as described in the Directions For Use. (Sold by) Manufactured for: S.C. Johnson & Son, Inc., Racine, WI 53403-2236. (US PAT.: (XXX), patent pending.)

Labeling for the Pad Pouch

Repellent LMO

**KEEP OUT OF REACH OF CHILDREN
CAUTION**

Harmful if swallowed or inhaled
See outer carton for additional precautionary statements

ACTIVE INGREDIENT:
 d-cis/trans allethrin 21.97%
 OTHER INGREDIENTS 78.03%

Questions ? Comments ?
 Call 800-558-5252 or write Helen Johnson.
 Sold by: © [year] S.C. Johnson & Son, Inc.,
 Racine, WI 53403-2236 U.S.A.
 (All rights reserved.)

EPA Re. No. 4822-469
 EPA Est. No. XXXX-XXX ((...)) Lot number suffix (...) indicates appropriate establishment number.)
 (US Patent(s) xxxxxxxx)
 (Patent Pending)

(Pads made in [country])

Net Contents: 1 PAD Net Wt.: .057 oz.

(Bitrex ® is a trademark of Macfarlon Smith, LTD. Contains Bitrex. Be sure to wash hands after handling.)

Labeling for the **Optional** Insert

Be sure to wash hands after handling. Bitrex ® is a trademark of Macfarlon Smith, LTD. Remove this insert before using. Pads are designed to release repellent when heated by candle. Pad color will change during use. Do not change pad until candle is used up. When candle is used up and will not relight, replace both pad and candle. Expect a small amount of wax to remain in bottom of candle cup. Change candle and pad at same time.

