

4822-469

9/30/2010

1/12



UNITED STATES ENVIRONMENTAL PROTECTION AGENCY
WASHINGTON, D.C. 20460

OFFICE OF
PREVENTION, PESTICIDES
AND TOXIC SUBSTANCES

Ms. Jill C. Geyer
S.C. Johnson & Son, Inc.
1525 Howe St.
Racine, WI 53403

SEP 30 2010

Dear: Ms. Geyer:

The Agency is in receipt of your application for Pesticide Notification under Pesticide Registration Notice (PRN) 98-10 dated May 26, 2010 for the product Repellent LMO. The Registration Division (RD) has conducted a review of the request for its applicability under PRN 98-10 and finds that the action(s) requested fall within the scope of PRN 98-10. The Confidential Statement of Formulas (CSF) and/or label submitted with the application has been stamped "Notification" and will be placed in our records.


If you have any questions, please contact Melody Banks on 703 305-5413.

Sincerely,

A handwritten signature in black ink, appearing to read "Mark Suarez", written over a large, stylized flourish.

Mark Suarez
Product Manager I3
Insecticide Branch
Registration Division (7504P)

2/12

 Environmental Protection Agency Washington, DC 20460	United States <input type="checkbox"/>	<input type="checkbox"/> Registration	OPP Identifier Number
	<input type="checkbox"/>	<input type="checkbox"/> Amendment	
	<input checked="" type="checkbox"/>	<input checked="" type="checkbox"/> Other	

Application for Pesticide - Section I

1. Company/Product Number 4822-469	2. EPA Product Manager Mr. Richard Gebken	3. Proposed Classification <input checked="" type="checkbox"/> None <input type="checkbox"/> Restricted
4. Company/Product (Name) S.C. Johnson/Repellent LMO	PM# 10	
5. Name and Address of Application (Include ZIP Code) S. C. Johnson & Son, Inc. 1525 Howe St. Racine, WI 53403-2236 <input type="checkbox"/> Check if this is a new address	6. Expedited Review. In accordance with FIFRA Section 3(c)(3)(b)(i), my product is similar or identical in composition and labeling to: EPA Reg. No. _____ Product Name _____	

Section II

<input type="checkbox"/> Amendment – Explain below. <input type="checkbox"/> Resubmission in response to Agency letter dated _____ <input checked="" type="checkbox"/> Notification – Explain below.	<input type="checkbox"/> Final printed labels in response to Agency letter dated _____ <input type="checkbox"/> "Me Too" Application. <input type="checkbox"/> Other - Explain below.
--	---

NOTIFICATION

SEP 30 2010


Explanation: Use additional page(s) if necessary. (For Section I and Section II.)
Notification of minor label changes.

This notification is consistent with the provisions of PR Notice 98-10 and EPA regulations at 40 CFR 152.46, and no other changes have been made to the labeling or the confidential statement of formula of this product. I understand that it is a violation of 18 U.S.C. Sec. 1001 to willfully make any false statement to EPA. I further understand that if this notification is not consistent with the terms of PR Notice 98-10 and 40 CFR 152.46, this product may be in violation of FIFRA and I may be subject to enforcement action and penalties under sections 12 and 14 of FIFRA.

Section III

1. Material This Product Will Be Packaged In:				2. Type of Container	
Child-Resistant Packaging <input type="checkbox"/> Yes * <input type="checkbox"/> No	Unit Packaging <input type="checkbox"/> Yes <input checked="" type="checkbox"/> No	Water Soluble Packaging <input type="checkbox"/> Yes <input type="checkbox"/> No		<input type="checkbox"/> Metal	<input type="checkbox"/> Plastic
*Certification must be submitted		If "Yes" Unit Packaging wgt.	No. Per container	If "Yes" Package wgt.	No. Per container
3. Location of Net Contents Information <input checked="" type="checkbox"/> Label <input type="checkbox"/> Container		4. Size(s) Retail Container		5. Location of Label Directions <input type="checkbox"/> On Label <input type="checkbox"/> On Labeling accompanying product	
6. Manner in Which Label is Affixed to Product <input type="checkbox"/> Lithograph <input type="checkbox"/> Other (printed) <input type="checkbox"/> Paper glued <input type="checkbox"/> Stenciled					

Section IV

1. Contact Point (Complete items directly below for identification of individual to be contacted, if necessary, to process this application)		
Name Jill C. Geyer	Title Registration Specialist	Telephone No. (include Area Code) (262) 260-4491
Certification I certify that the statements I have made on this form and all attachments thereto are true, accurate and complete. I acknowledge that any knowingly false or misleading statements may be punishable by fine or imprisonment or both under applicable law.		6. Date Application Received (Stamped) RECEIVED ON JUN - 18 2010 RECEIVED ON
2. Signature 	3. Title Registration Specialist	
4. Typed Name Jill C. Geyer	5. Date May 26, 2010	

3/12

S.C. Johnson & Son, Inc.
1525 Howe Street
Racine, WI 53403-2236
262.260.2000

May 26, 2010

Document Processing Desk (NOTIF)
Office of Pesticide Programs (7504P)
U.S. Environmental Protection Agency
Room S4900, One Potomac Yard
2777 South Crystal Drive
Arlington, VA 22202-4501

Via Courier

Attn: Ms. Linda G. Arrington

**Re: Repellent LMO
EPA Reg. No. 4822-469
Notification of Minor Label Changes per PR Notice 98-10**

Dear Ms. Arrington:

S.C. Johnson & Son, Inc. hereby provides notification to the Agency of a minor revision to the labeling of the subject product. The notification is to add the following optional text (in bold italics) to better express the line of OFF! products SCJ offers:

Try our complete line of OFF! outdoor products.

PERSONAL repellents **TABLETOP** **PATIO & DECK** **BACKYARD**
[picture of person] *[table on deck picture]* *[deck picture]* *[backyard picture]*

Look for products in each of these categories to meet your outdoor needs

The notification is to also add the following optional claim (in bold italics).

- o **Patio & Deck**

These are additional optional claims that just restate current claims (in bold italics):

- o **Heated pad releases repellent (up to 4 hours per pad)(up to 15 x 15 ft.)**
- o **(Up to 4 hours per pad)(Up to 15 x 15 ft.) protection**
- o **Refills available**

Lastly, we have made part of this statement optional at each occurrence, therefore just added the parentheses:

- o When candle is used up (and will not relight), replace both candle and pad.

To facilitate this change, we have included a completed Application for Registration and one copy of the subject label.

Please contact me if you have any questions or comments. Thank you for your assistance.

Regards,



Jill C. Geyer
Registration Specialist
Phone 262-260-4491
E-mail jcgeyer@scj.com

Enclosures

Labeling for the Outer Packaging for the Lamp, the Lantern, and the Refill Unit

Repellent LMO

ACTIVE INGREDIENT:

d-cis/trans allethrin 21.97%

OTHER INGREDIENTS 78.03%

NOTIFICATION

SEP 3 0 2010

Keep out of reach of children.

CAUTION: See (side)(back)(bottom) panel(s) for additional precautionary statements.

NET WT.: XX oz.

S.C. Johnson A Family Company

CONTAINS:

- X Reusable Lamps
- X Mosquito Repellent Pads
- X Candles
- X Refills
- X Reusable Lanterns
- X Pole Segments

(Repellent LMO) Mosquito Repellent Pads (included)
 Mosquito protection for areas up to 15 feet by 15 feet
 Repels mosquitoes from an area up to 15 feet by 15 feet (225 SQ.FT.)
 Candle creates a pleasant glow while warming repellent pad for effective mosquito protection (in an area as large as 15 feet by 15 feet)
 Repellent LMO effectively repels mosquitoes from an average size patio for hours

Repels mosquitoes from an averaged size (deck)(patio)
 Each pad provides (effective)(fragrance free) protection for up to 4 hours.
 Each pad lasts up to 4 hours
 Each candle and pad lasts up to 4 hours
 Up to 4 hours of protection

Heated pad releases repellent (up to 4 hours per pad)(up to 15 X 15 ft.)

(Up to 4 hours per pad)(Up to 15 X 15 ft.) protection

No exposed flame when in use

Convenient

Easy to use

Easy to assemble

Portable

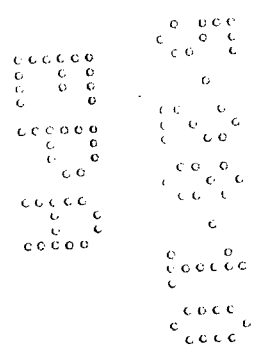
No tools required for assembly
 Pad technology repels mosquitoes!
 Don't forget to purchase Repellent LMO refills
 Works with Repellent LMO Refills
 Also available Repellent LMO
 Sample inside
 Free refills

Refills available

Added refills inside
 Heat activated repellent pad
 Contains X PowerPad refills
 Patented PowerPad technology
 Not just a candle, contains a repellent pad
 It's in the pad
 The power to repel is in the pad
 Enclosed flame
 No scent

Repels mosquitoes in the (woods)(outdoors)(great outdoors)(backyard)
 (park)(forest) for up to 4 hours
 OFF! Protection That Glows
 Repels mosquitoes that may carry West Nile Virus
 Stock up on Off! for the summer
 Off! for your next party
 Most trusted mosquito repellent
 America's favorite repellent

Free
 Take back your backyard
 Contains no messy oil
 Stay out late with the product bugs hate
 Protection and ambiance
 Mosquito defense system
 Insects hate us people love us
 Great for (BBQs)(picnics)
 (Mosquito) Protection that you can enjoy
 Effective mosquito protection you don't have to put on
 This really works!
 Proven protection from mosquitoes
 Take the challenge
 A back yard necessity
 Perfect for parties
 Protect (your family)(the ones you love) from mosquitoes
 Party approved
 OFF! Defense
 Use with confidence
 Extends your (home)(outdoor) living area



Enhances your outdoor experience
 Outdoor activity without annoying mosquitoes
 Maximize your outdoor experience
 Get ready for the summer
 (Family)(Camping)(Mosquito Protection) kit
 OFF! for every occasion
 Entomologist developed
 Free your family from (annoying) mosquitoes
 Repels mosquitoes before they get you
 OFF! is a complete line of mosquito protection for every situation
 (Multi-Pack)(Twin)(Bonus)(Value)(Variety)(Backyard)(Barbeque)(Pack)
 But One Get One Free
 Keep bugs OFF! without anything on
 Great protection with no mess
 Great repellency no mess
 The OFF! that you don't put on
 Just light it and relax
 Light up your night
 Mosquito protection that lasts all evening
 The original
 Effective repellency against mosquitoes which may carry West Nile Virus

Protection Chart	OFF! ® PowerPad
Uses heat activated repellent pad.	✓
Repels mosquitoes from an area up to 225 SQ.FT.	✓
Repels mosquitoes that may carry West Nile Virus	✓
Each pad lasts up to 4 hours	✓

Helpful Hints

Protection is not immediate
 Allow time for candle to heat (mosquito repellent) pad
 High humidity may increase time before repellent is released
 Pads are designed to release repellent when heated by candle
 Pad color will change during use
 Do not change pad until candle is used up
 When candle is used-up (and will not relight), replace both candle and pad
 Expect a small amount of wax to remain in bottom of candle cup
 Change candle and pad at same time
KEEP LEVEL
 To avoid fire hazard, do not place pads, matches or other foreign matter on or in candle cup
 Use one (Repellent LMO) in an area as large as an average deck or patio

Use one (Repellent LMO) in an area as large as 15' by 15'
 Use two or more (Repellent LMO) in larger areas
 It is normal for the pad to emit some smoke when product is in use
 Be sure to wash hands after handling
 Contains Bitrex
 Bitrex ® is a trademark of Macfarlan Smith, LTD.
 (For maximum protection) place product upwind
 To clear mosquitoes from under table, place underneath (table) for a few minutes
 Make sure pole is inserted securely and straight
 Test to ensure pole does not tip easily
 Do not use hammer to insert pole
 If ground is too hard, use water to soften the ground
 X-piece sectional pole included
 Assembles to (approximately) X feet (high)
 Gently slide narrow end of pad into slot in top of unit

Patio & Deck

[Note to reviewer: Following is text from a matrix describing the segmentation of the OFF! line.]

Try our complete line of OFF! outdoor products.

PERSONAL repellents [picture of person]	TABLETOP [table on deck picture]	PATIO & DECK [deck picture]	BACKYARD [backyard picture]
---	--	---	---------------------------------------

Look for products in each of these categories to meet your outdoor needs

Precautionary Statements

Hazards to humans and domestic animals

Caution: Harmful if swallowed or inhaled. Avoid breathing vapors.
 Keep out of reach of children. For outdoor use only. Do not use indoors, in a tent or enclosed area. Attention, colored vent top is hot while in use.
 Be sure to wash hands after handling.

First aid

Have the product container or label with you when calling a poison control center or doctor, or going for treatment.

If swallowed: Call a poison control center or doctor immediately for treatment advice. Have person sip a glass of water if able to swallow. Do not induce vomiting unless told to do so by a poison control center or doctor. Do not give anything by mouth to an unconscious person.

If inhaled: Move person to fresh air. If person is not breathing, call 911 or an ambulance, then give artificial respiration, preferably mouth-to-mouth if possible. Call a poison control center or doctor for further treatment advice.

Environmental hazards

This pesticide is highly toxic to fish. Do not apply directly to water. Drift from treated areas may be hazardous to organisms in adjacent aquatic sites.

Physical and chemical hazards

{Note: These physical and chemical hazards will be used when the product is sold as a lamp unit}

Place on level, stable surfaces. Do not cover lamp top with any foreign material while in use. Before lighting candle make sure wick is trimmed to ¼ inch. To avoid fire hazard, do not place pads, matches or other foreign matter near candle flame. Never cut, bend or alter shape of pad. Pads may cause staining – avoid contact with other surfaces. Do not place Repellent LMO near combustible materials such as dry vegetation, clothing, or fuels. NEVER BURN CANDLE UNATTENDED. Failure to follow these instructions could result in personal injury or property damage. Do not use anything other than Repellent LMO pads and candles in lamp. To the fullest extent permitted by law S.C. Johnson & Son, Inc. shall not be liable for damage, injury or poor performance caused by the use of other pads and candles.

{Note: These physical and chemical hazards will be used when the product is sold as a lantern unit.}

Do not cover lantern top with any foreign material while in use. Before lighting candle make sure wick is trimmed to ¼ inch. To avoid fire hazard, do not place pads, matches or other foreign matter near candle flame. Never cut, bend or alter shape of pad. Do not move when lit. Use pole per instructions; do not use for any other purposes. Do not remove hanging lantern from pole. Make sure pole is inserted securely (and straight). Remove all pole segments from ground when not in use to minimize tripping hazard. TEST TO ENSURE POLE DOES NOT TIP EASILY. Do not place near underground wires or gas lines. Pads may cause staining – avoid contact with other surfaces. Do not place Repellent LMO near combustible materials such as dry vegetation, clothing, or fuels. NEVER BURN CANDLE UNATTENDED. Failure to follow these instructions could result in personal injury or property damage. Do not use anything other than Repellent LMO pads and candles in lamp. To the fullest extent permitted by law S.C. Johnson & Son, Inc. shall not be liable for damage, injury or poor performance caused by the use of other pads and candles.

{Note: These physical and chemical hazards will be used when the product is sold as a refill unit}

Do not cover unit top with any foreign material while in use. Before lighting candle make sure wick is trimmed to ¼ inch. To avoid fire hazard, do not place pads, matches or other foreign matter near candle flame. Never cut, bend or alter shape of pad. Pads may cause staining – avoid contact with other surfaces. Do not place Repellent LMO near combustible materials such as dry vegetation, clothing, or fuels. NEVER BURN CANDLE UNATTENDED. Failure to follow these instructions could result in personal injury or property damage. Do not use anything other than Repellent LMO pads and candles in lamp. To the fullest extent permitted by law S.C. Johnson & Son, Inc. shall not be liable for damage, injury or poor performance caused by the use of other pads and candles.

STORAGE AND DISPOSAL

STORAGE: Prolonged storage of repellent pads in outdoor conditions may decrease effectiveness. Store unused pads in an area inaccessible to children and pets.

DISPOSAL: Before disposing, empty package by using the product according to the label. Used Pad and Pad Pouch: Place exhausted pad or pad pouch in trash or offer for recycling if available. Candle: After allowing exhausted candle to cool, place cup in trash. Do not reuse or refill cup. Unused pads: Call your local solid waste agency or 1-800-529-3394 for disposal instructions. Never place unused product down any indoor or outdoor drain.

Directions for Use: It is a violation of federal law to use this product in a manner that is inconsistent with its labeling.

{Note: These directions for use will be used when the product is sold as a lamp unit.}

Locate lock tabs on unit base, press to release and lower frame. Remove enclosed contents. Firmly press candle cup onto base post. Light candle. Remove repellent pad from package being careful not to cut, bend, or alter pad shape. Insert OFF! PowerPad into middle slot on top. Raise frame base and snap into place. Move lamp only when cool and not in use. To avoid fire hazard, do not place pads matches or other foreign matter on or in candle cup. When finished using, carefully remove frame base and blow out candle. Pad is designed to last as long as candle.

To replace pad/candle combination:

When candle is used up (and will not relight), replace both candle and pad. Remove lamp top. Make sure flame is extinguished and lamp is cool before changing pad. Pull out used pad and slide in new pad. Remove used candle cup and firmly press new candle cup with fresh candle onto base post. To avoid fire hazard, use only OFF! candles in

lamp. Light candle. Raise frame base and snap into place. Avoid contamination of food.

{Note: These directions for use will be used when the product is sold as a lantern unit.}

Use connectors to assemble rods. Push pole into stable ground. Test to ensure pole does not tip easily. Locate lock tabs on unit base, press and release to lower frame. Remove enclosed contents. Firmly press candle cup onto base post. Light candle. Remove repellent pad from package being careful not to cut, bend, or alter pad shape. Insert OFF! PowerPad into middle slot on top. Raise frame base and snap into place. When finished using, carefully remove frame base and blow out flame. Pad is designed to last as long as candle. To avoid fire hazard, do not place pads, matches or other foreign matter on or in candle cup. Use one Repellent LMO in an area as large as 15' by 15'. Use two or more in larger areas. Allow time for candle to heat mosquito repellent pad. When candle is used up and will not relight, replace both candle and pad. Expect a small amount of wax to remain in bottom of candle cup. (Change candle and pad at same time.) Place product upwind for maximum protection.

To replace pad/candle combination:

When candle is used up (and will not relight), replace both candle and pad. Lower lantern from base. Make sure flame is extinguished and lantern is cool before changing pad. Pull out used pad and slide in new pad. Wash hands. Remove used candle cup and firmly press new candle cup with fresh candle onto base post. To avoid fire hazard, use only OFF! candles in lantern. Light candle. Raise frame base and snap into place. Avoid contamination of food.

Cleaning Instructions:

Before cleaning lantern, extinguish flame and let lantern cool. Wash with a wet cloth only. Note: To avoid damaging product, be careful not to move or bend metal bar inside of lantern when cleaning. Be sure to wash hands after handling.

{Note: These directions will be used when product is sold as a refill unit.}

To replace pad/candle combination:

Pads are designed to release repellent when heated by candle. When candle is used (up and will not relight), replace both candle and pad. Avoid contamination of food. Detach unit top from base. Make sure flame is extinguished and unit is cool before changing pad. Remove used pad from top of unit. Remove new repellent pad from packaging being careful not to cut, bend, or alter pad shape. Gently slide narrow end of pad into slot in top of unit. Important: Remove used candle cup and firmly press new candle cup with fresh candle onto base post. Light

11/12

candle. Reattach unit top and base. Do not place repellent pad or matches on or in candle cup.

EPA Reg. No. 4822-269

EPA Est. No. XXXX-XX (...) Lot number suffix (...) indicates appropriate establishment number.

US Pat. 6,337,080 & 6,663,838 & 6,503,459

Questions? Comments?

Call 800-558-5252 or write Helen Johnson

Sold by: ©2009 S.C. Johnson & Son, Inc.,

Racine, WI 53403-2236 U.S.A.

All Rights Reserved

www.moquitoes.com

Pads made in Italy

Candles made in Canada.

Labeling for the Vent Top

Attention Hot Surface
Slide Pad in Center Slot

Labeling for the Lamp Base

KEEP OUT OF REACH OF CHILDREN

If pad is swallowed, call 1-800-558-5252. Do not use indoors, in a tent or enclosed area. Read Directions for Use and Precautionary Statements on outer package carefully. Use only OFF! pads and candles. NEVER BURN CANDLE UNATTENDED. Do not place near combustible materials such as dry vegetation, clothing or fuels. Place on a level, stable surface. Make sure pole is inserted securely. Do not remove hanging lantern from pole. Do not move when lit. Do not reuse of refill except as described in the Directions For Use. Manufactured for: S.C. Johnson & Son, Inc., Racine, WI 53403-2236. US PAT.: (XXX), patent pending.

Labeling for the Pad Pouch

OFF! Repellent Pad

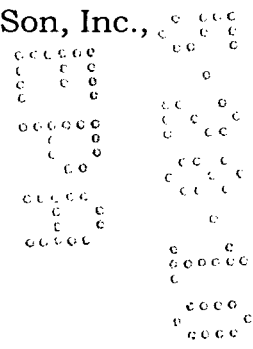
OFF! PowerPad

KEEP OUT OF REACH OF CHILDREN

CAUTION

HARMFUL IF SWALLOWED OR INHALED

SEE OUTER CARTON FOR ADDITIONAL PRECAUTIONARY STATEMENTS



ACTIVE INGREDIENT:

d-cis/trans allethrin21.97%

OTHER INGREDIENTS 78.03%

Questions ? Comments ? Call 800-558-5252 or write Helen Johnson.
Sold by: ©2009 S.C. Johnson & Son, Inc., Racine, WI 53403-2236
U.S.A. All rights reserved. Made in Italy. EPA Reg. No. 4822-469. EPA
Est. No. 43917-ITA-1 (A) or 082569-ITA-001 (B). Lot number suffix A or
B indicated appropriate establishment number.

Net Contents: 1 PAD Net Wt.: .057 oz.
S.C. Johnson, A Family Company

Bitrex ® is a trademark of Macfarlon Smith, LTD. Contains Bitrex. Be
sure to wash hands after handling.

Labeling for the Insert

Be sure to wash hands after handling. Bitrex ® is a trademark of
Macfarlon Smith, LTD. Remove this insert before using. Pads are
designed to release repellent when heated by candle. Pad color will
change during use. Do not change pad until candle is used up. When
candle is used up and will not relight, replace both pad and candle.
Expect a small amount of wax to remain in bottom of candle cup.
Change candle and pad at same time.

