

4822-469

5/22/2003

1/29



UNITED STATES ENVIRONMENTAL PROTECTION AGENCY
WASHINGTON, D.C. 20460

MAY 22 2003

OFFICE OF
PREVENTION, PESTICIDES AND
TOXIC SUBSTANCES

Kelly K. Rahn
S C Johnson & Son, Inc.
1525 Howe Street
Racine, WI 53403

Dear Ms. Rahn:

Subject: Repellent LMO
EPA Reg. No. 4822-469
Submission dated 3/17/2003

The labeling referred to above, submitted in connection with registration under the Federal Insecticide, Fungicide, and Rodenticide Act, as amended, is acceptable subject to the comments listed below. One copy of the finished labeling must be submitted prior to releasing the product for shipment.

Delete the claim: "New!" This product was registered in 1997, and new may be used only for 6 months after registration.

Delete the claim "Advanced". This claim is either a synonym for "new" or a comparative claim, and as such is false and misleading.

Delete the claim "Off! = no bites", "Bug-free zone", "Bug-free bonus pack". You have not submitted data to support these claims.

Delete the claims "Property Protection" and "Patio Protection". These claims are false and misleading for a product that kills and repels mosquitos.

Delete the claims "Fun Pack" and "Family Fun Pack" These claims are false and misleading.

2/29

Delete "Versatile pad" and "Multi-use pad". These claims suggest the pad may be used other than according to label directions.

Delete the following claims which conflict with the precautionary statements and signal word:

The repellent your guests don't know about
Disguisable

As this is a pesticide product label, when the following claims are used, they may not be presented in a way that detracts from the precautionary statements, signal word, and directions for use:

Apply your favorite design
Chooseable design
Glowing ambiance
Glowing designs
Illumination, glowing decorative sleeve
Candlelight dinner courtesy of Off
Off for your next party

In the directions for the sleeves, delete the word "Warning", which, when used on pesticide products label, is a signal word. Use the word "Attention" to advise the user of the possibility of a burn hazard, as is done elsewhere on this label.

If you have questions, please call Ann Sibold at 703 305-6502.

Sincerely,

Ann Sibold
for Marion J. Johnson, Jr.
Product Manager 3
Insecticide Branch
Registration Division (7505C)

3/29

Master Label

Repellent LMO (base file name)
OFF! Mosquito Lamp (alternate brand name)
OFF! Hanging Mosquito Lantern (alternate brand name)
OFF! Mosquito Lamp & Lantern (alternate brand name)

Base Lamp - Starter Kit

Outer Container

Repellent LMO

ACTIVE INGREDIENT:

d-cis/trans allethrin.....21.97%

INERT INGREDIENTS.....78.03%

Keep out of reach of children.

CAUTION: For detailed use directions and safety information, see (side) (back) (bottom) panel(s).

NET WT.: XX oz.

CONTAINS:

((1) (2) (3) Reusable Lamp(s))

(1) (2) (3) (4) (5) (6) (7) (8) (9) (10) Mosquito Repellent Pad(s)

(1) (2) (3) (4) (5) (6) (7) (8) (9) (10) Candle(s)

(SC Johnson A Family Company)

(New!)

(OFF! Protection That Glows)

((1) (2) (3) (4) (5) (6) (7) (8) (9) (10) Refills)

((OFF!) (Product Name) Mosquito Repellent Pads (included))

(Mosquito protection for areas up to (15 feet by 15 feet) (225 square feet).)

(Candle creates a pleasant glow while warming repellent pad for effective mosquito protection (in an area as large as (15 feet by 15 feet) (225 square feet)).)

((Product Name) (pads) effectively repel(s) mosquitoes from an average size patio for hours.)

((Each refill provides) (Effective) (Fragrance-free) Protection for up to (4) (8) (12) (16) (20) (24) (28) (32) (36) (40) hours.)

(Relaxing, soft light is perfect for outdoor dining, parties or picnics.)

(Multi-Pack) (Twin Pack) (Bonus Pack) (Value Pack) (Backyard Pack) (Patio Pack)

**ACCEPTED
with COMMENTS
In EPA Letter Dated:
MAY 22 2003**

Under the Federal Insecticide,
Fungicide, and Rodenticide Act,
as amended, for the pesticide
registered under EPA Reg. No.
4822-469

(No exposed flame when in use.)

(Convenient) (Easy to (use) (assemble)) (Portable)

(No tools required for assembly)

(Effective) (Powerful) (Sturdy) (Durable) (Lamp lasts for more than one season)

((New!)) (Advanced) Pad technology (Repels Mosquitoes)(.)(!))

(Don't forget to purchase (Product Name) refills.) (Refillable.) ((Also) Works with (Product Name) (refills).)

(Also available (alternate brand names for Repellent LMO))

(Removable)(Selectable)(Changeable)(Select-a-sleeve)(Reusable)(Pick-a-sleeve)(Disguisable)(Illumination)(Glowing) Decorative sleeve(s)

Repellent LMO, now with (1)(2)(3) decorative sleeves

OFF! Protection with changeable sleeves

select a sleeve for any occasion

Apply your favorite design

chooseable design

OFF! Protection with glowing designs

Glowing Ambiance

Mosquito defense system

The repellent your guest don't know about

Bug free zone

America's favorite repellent

Property protection

Take back your backyard

Candlelight dinner courtesy of Off!

Patio protection from Off!

Stay out late with the lamp bugs hate

Contains no messy oil

Easy to light

Stock up all summer

Attracts people, not bugs

Stay out late w/ the products bugs hate

Don't share your space w/ bugs

No mosquitoes allowed

Invited guest only

Off! = No Bites

Stock up on Off! for the summer

Effective against mosquitoes which may carry West Nile Virus

Most trusted mosquito repellent

America's favorite repellent

No annoying odor

No lingering odor

Protection & ambiance

Protection that lasts through dessert

Last until your last guest goes home

Off! for your next party

Invite Off! to your next party

Bonus pack

Value

Twin value pack

Free

Bug free bonus pack

Variety pack

Sale priced

For sale

Twin pack

Patio protection pack

Fun pack

Family fun pack

Special promotion

Sample inside

Free refills

Added refills inside

Limited time offer

Versatile pad

Multi-use pad

Mosquito defense system

(Helpful Hints) (Troubleshooting):

(Protection is not immediate.) (Allow time for candle to heat (mosquito repellent) pad.) (High humidity may increase time before repellent is released.)

(Pads are designed to release repellent when heated by candle.) (Pad color will change during use. Do not change pad until candle is used up.) (When candle is used-up and will not relight, replace both candle and pad.) (Expect a small amount of wax to remain in bottom of candle cup.) (Change candle and pad at same time.)

(KEEP LEVEL) (To avoid fire hazard, do not place pads, matches or other foreign matter on or in candle cup.)

(Use one (Product Name) in an area as large as ((an average size deck or patio) (15' by 15') (225 square feet)). (Use two or more (Product Name(s)) in larger areas.)

(It is normal for the pad to emit some smoke when product is in use.)

(Pad is designed to taste bitter to help prevent ingestion. Be sure to wash hands after handling.) (Contains Bitrex.) (Bitrex ® is a trademark of Macfarlan Smith, Ltd.)

(Place product upwind (for maximum protection).)

(To clear mosquitoes from under table, place underneath (table) for a few minutes.) (Keep level)

Precautionary Statements

Hazards to humans and domestic animals

Caution: Harmful if swallowed or inhaled. Avoid breathing vapors. Keep out of reach of children. For outdoor use only. Do not use indoors, in a tent or enclosed area. Attention, colored vent top is hot while in use.

6/29

Pad is designed to taste bitter to help prevent ingestion. Be sure to wash hands after handling. (Contains Bitrex.) (Bitrex ® is a trademark of Macfarlan Smith, Ltd.)

(Note to reviewer: Boxed format or bullets may be used in First aid section if label space permits)

First aid

Have the product container or label with you when calling a poison control center or doctor, or going for treatment.

If swallowed: Call a poison control center or doctor immediately for treatment advice. Have person sip a glass of water if able to swallow. Do not induce vomiting unless told to do so by a poison control center or doctor. Do not give anything by mouth to an unconscious person.

If inhaled: Move person to fresh air. If person is not breathing, call 911 or an ambulance, then give artificial respiration, preferably mouth-to-mouth if possible. Call a poison control center or doctor for further treatment advice.

Environmental hazards

This pesticide is highly toxic to fish. Do not apply directly to water. Drift from treated areas may be hazardous to organisms in adjacent aquatic sites.

Physical and chemical hazards

Place on level, stable surfaces. Do not cover lamp top with any foreign material while in use. Before lighting candle make sure wick is trimmed to ¼ inch. To avoid fire hazard, do not place pads, matches or other foreign matter near candle flame. Never cut, bend or alter shape of pad. Pads may cause staining – avoid contact with other surfaces. Do not place (Product Name) near combustible materials such as dry vegetation, clothing, or fuels. NEVER BURN CANDLE UNATTENDED. Failure to follow these instructions could result in personal injury or property damage.

Do not use anything other than (Product Name) (OFF!) pads and candles in lamp. S.C. Johnson & Son, Inc. will not be held responsible for damage, injury or poor performance caused by the use of other pads and candles.

STORAGE: Prolonged storage of repellent pads in outdoor conditions may decrease effectiveness. Store unused pads in an area inaccessible to children and pets.

DISPOSAL: Before disposing, empty package by using the product according to the label. Pad: Place exhausted pad in trash. Candle: After allowing exhausted candle to cool, place cup in trash. Unused pads: Call your local solid waste agency or 1-800-529-3394 for disposal instructions. Never place unused product down any indoor or outdoor drain.

{Note to reviewer: Directions may be lettered or numbered on final printed labeling.}

Directions For Use: It is a violation of Federal law to use this product in a manner inconsistent with its labeling.

Remove lamp top.

Remove enclosed (insert) (and) (mosquito repellent pad) (contents).

Place lamp on a level, stable area.

Firmly press candle cup onto base post.

Remove repellent pad (from foil pouch) being careful not to cut, bend, or alter pad shape. (Use foil pouch to avoid touching pad.) Gently slide narrow end of pad into slot in top of lamp. (Wash hands.)

Light candle.

Reinstall lamp top. Carefully twist top until it snaps in place. Do not place repellent pad or matches on or in candle cup.

NOTE: Be careful when moving lit lamp. Wax may spill.

When finished using, carefully remove lamp top and blow out flame. Pad is designed to last as long as candle. (Save any unused candle and pad for (future use) (later).)

To Replace Pad/Candle Combination:

(Pads are designed to release repellent when heated by candle.) (Pad color will change during use. Do not change pad until candle is used up.) (When candle is used-up and will not relight, replace both candle and pad.)

Remove lamp top.

Make sure flame is extinguished and lamp is cool before changing pad.

Pull out used pad and slide in new pad. (Wash hands.)

Remove used candle cup and firmly press new candle cup with fresh candle onto base post. To avoid fire hazard, use only (product name) candles.

Light candle.

Reinstall lamp top. Carefully twist top until it snaps in place.

Avoid contamination of food.

Cleaning Instructions:

Before cleaning lamp, extinguish flame and let lamp cool.

Wash with a wet cloth only.

NOTE: To avoid damaging product, be careful not to move or bend metal bar inside of lamp when cleaning.

See Below for How to Use Sleeve:

The (decorative)sleeve(s) included with your OFF! Mosquito Lamp enable(s) you to change the look of your lamp (to suit your mood). Using a sleeve does not change the effectiveness of the lamp.

A. Prior to lighting the OFF! Mosquito Lamp:

1. Slide the sleeve down over the top of the lamp.
2. If any part of sleeve extends above the top of lamp, remove and discard. (Use another sleeve.)

B. To Remove the sleeve:

1. Extinguish the lamp (and wait for lamp and wax to cool).
2. Grab (Hold down) the base of the lamp with one hand, and pull sleeve up with the other hand.

C. If the sleeve is difficult to remove:

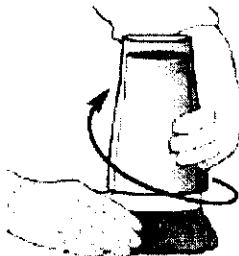
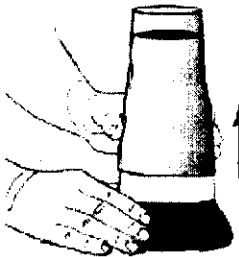
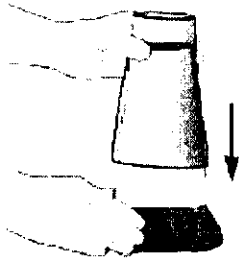
1. Make sure that the candle is extinguished and the wax in the candle is cool and solid.
2. Hold down the base of the lamp with one hand.
3. With the other hand, hold the sleeve and twist to the right until the sleeve loosens.
4. Remove the sleeve.

Important:

- Store unused sleeves (on this storage holder to maintain shape and form) (in original packaging) (in a cool dry place) (with the lamp).
- Discard any sleeve that is ripped or otherwise damaged
- To avoid fire hazard, use only sleeve(s) provided by OFF!. Do not decorate the sleeve in any way as this could cause a fire hazard.

Warning: Top surface of lamp is very hot. (Picture) Do not touch top surface!
(Sleeve Storage Holder) (OFF! Mosquito Lamp now with Decorative Sleeve(s)) (OFF! Mosquito Lamp with Decorative Sleeve(s))

(Pictures that go with directions)



(Pictures to go near "Warning: top surface of lamp is very hot. Do not touch top surface")

9/29



EPA Reg. No. 4822-469

EPA Est. No. (...). (Lot number suffix (...)) indicates appropriate establishment number.)

Patents Pending

QUESTIONS? COMMENTS?

Call 800-558-5252 or write Helen Johnson

Sold by: ©2001 S.C. Johnson & Son, Inc.,

Racine, WI 53403-2236 U.S.A.

All Rights Reserved.

www.mosquitoes.com

Pad(s) Made in Italy

Candle(s) Made in Canada

Lamp

(Product Name)

KEEP OUT OF REACH OF CHILDREN

If pad is swallowed, call 1-800-558-5252

Do not use indoors, in a tent or enclosed area.

Read Directions for Use and Precautionary Statements on outer package carefully.

(Place on a level, stable surface.)

(Replace pad and candle when candle is used up.)

(Use only (Product Name) (OFF!) pads and candles.)

NEVER BURN CANDLE UNATTENDED.

(Do not place (Product Name) near combustible materials such as dry vegetation, clothing, or fuels.)

Manufactured for: S.C. Johnson and Son, Inc., Racine, WI 53403-2236

10/29

Patents Pending

(SC Johnson A Family Company)

Lamp Vent Top

ATTENTION HOT SURFACE

SLIDE PAD IN SLOT

Pad Pouch

OFF! Repellent Pad

KEEP OUT OF REACH OF CHILDREN.

CAUTION: HARMFUL IF SWALLOWED OR INHALED.

SEE OUTER CARTON FOR ADDITIONAL PRECAUTIONARY STATEMENTS.

ACTIVE INGREDIENT:

d-cis/trans allethrin.....21.97%

INERT INGREDIENTS.....78.03%

QUESTIONS? COMMENTS?

Call 800-558-5252 or write Helen Johnson

Sold by: ©2001 S.C. Johnson & Son, Inc.,

Racine, WI 53403-2236 U.S.A.

All Rights Reserved. Made in Italy. EPA Reg. No. 4822-469, EPA Est. No. 43917-ITA-1

NET CONTENTS: 1 PAD NET WT .057 OZ

Pad is designed to taste bitter to help prevent ingestion. Be sure to wash hands after handling.
(Contains Bitrex.) (Bitrex ® is a trademark of Macfarlan Smith, Ltd.)

Pad

(OFF! (Repellent) Pad)

Insert

(Pad is designed to taste bitter to help prevent ingestion. Be sure to wash hands after handling.)
(Contains Bitrex.) (Bitrex ® is a trademark of Macfarlan Smith, Ltd.)

(Remove this insert before using.)

(Pads are designed to release repellent when heated by candle.) (Pad color will change during use. Do not change pad until candle is used up.) (When candle is used-up and will not relight, replace both candle and pad.) (Expect a small amount of wax to remain in bottom of candle cup.) (Change candle and pad at same time.)

(Removable)(Selectable)(Changeable)(Select-a-sleeve)(Reusable)(Pick-a-sleeve)(Disguisable)(Illumination)(Glowing) Decorative sleeve(s)

Repellent LMO, now with (1)(2)(3) decorative sleeves

OFF! Protection with changeable sleeves

select a sleeve for any occasion

Apply your favorite design

chooseable design

OFF! Protection with glowing designs

Glowing Ambiance

Mosquito defense system

The repellent your guest don't know about

Bug free zone

America's favorite repellent

Property protection

Take back your backyard

Candlelight dinner courtesy of Off!

Patio protection from Off!

Stay out late with the lamp bugs hate

Contains no messy oil

Easy to light

Stock up all summer

Attracts people, not bugs

Stay out late w/ the products bugs hate

Don't share your space w/ bugs

No mosquitoes allowed

Invited guest only

Off! = No Bites

Stock up on Off! for the summer

Effective against mosquitoes which may carry West Nile Virus

Most trusted mosquito repellent

America's favorite repellent

No annoying odor

No lingering odor

Protection & ambiance

Protection that lasts through dessert

Last until your last guest goes home

Off! for your next party

Invite Off! to your next party

Bonus pack

Value

Twin value pack

Free

Bug free bonus pack

Variety pack

Sale priced

For sale

Twin pack

Patio protection pack

- Fun pack*
- Family fun pack*
- Special promotion*
- Sample inside*
- Free refills*
- Added refills inside*
- Limited time offer*
- Versatile pad*
- Multi-use pad*
- Mosquito defense system*

See Below for How to Use Sleeve:

The (decorative)sleeve(s) included with your OFF! Mosquito Lamp enable(s) you to change the look of your lamp (to suit your mood). Using a sleeve does not change the effectiveness of the lamp.

A. Prior to lighting the OFF! Mosquito Lamp:

- 3. Slide the sleeve down over the top of the lamp.*
- 4. If any part of sleeve extends above the top of lamp, remove and discard. (Use another sleeve.)*

B. To Remove the sleeve:

- 3. Extinguish the lamp (and wait for lamp and wax to cool).*
- 4. Grab (Hold down) the base of the lamp with one hand, and pull sleeve up with the other hand.*

C. If the sleeve is difficult to remove:


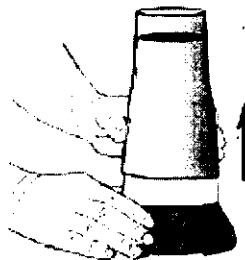
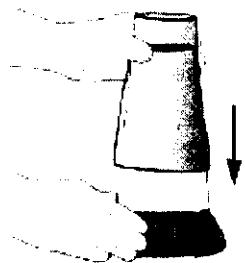
- 5. Make sure that the candle is extinguished and the wax in the candle is cool and solid.*
- 6. Hold down the base of the lamp with one hand.*
- 7. With the other hand, hold the sleeve and twist to the right until the sleeve loosens.*
- 8. Remove the sleeve.*

Important:

- Store unused sleeves (on this storage holder to maintain shape and form) (in original packaging) (in a cool dry place) (with the lamp).*
- Discard any sleeve that is ripped or otherwise damaged*
- To avoid fire hazard, use only sleeve(s) provided by OFF!. Do not decorate the sleeve in any way as this could cause a fire hazard.*

*Warning: Top surface of lamp is very hot. (Picture) Do not touch top surface!
(Sleeve Storage Holder) (OFF! Mosquito Lamp now with Decorative Sleeve(s)) (OFF! Mosquito Lamp with Decorative Sleeve(s))*

(Pictures that go with directions)



(Pictures to go near "Warning: top surface of lamp is very hot. Do not touch top surface")



14/29

Hanging Lamp - Starter Kit

Outer Container

Repellent LMO

ACTIVE INGREDIENT:

d-cis/trans allethrin.....21.97%

INERT INGREDIENTS.....78.03%

Keep out of reach of children.

CAUTION: For detailed use directions and safety information, see (side) (back) (bottom) panel(s).

NET WT.: XX oz.

CONTAINS:

((1) (2) (3) Reusable Hanging Lantern(s))

(sectional pole(s)) ((1) (2) (3) (4) (5) (6) (7) (8) (9) (10) pole segments)

((1) (2) (3) (4) (5) (6) (7) (8) (9) (10) Mosquito Repellent Pad(s))

((1) (2) (3) (4) (5) (6) (7) (8) (9) (10) Candle(s))

(SC Johnson A Family Company)

(New!)

(OFF! Protection That Glows)

((1) (2) (3) (4) (5) (6) (7) (8) (9) (10) Refills)

((OFF!) (Product Name) Mosquito Repellent Pads (included))

(Mosquito protection for areas up to (15 feet by 15 feet) (225 square feet).)

(Candle creates a pleasant glow while warming repellent pad for effective mosquito protection (in an area as large as (15 feet by 15 feet) (225 square feet)).)

((Product Name) (pads) effectively repel(s) mosquitoes from an average size patio for hours.)

((Each refill provides) (Effective) (Fragrance-free) Protection for up to (4) (8) (12) (16) (20) (24) (28) (32) (36) (40) hours.)

(Relaxing, soft light is perfect for outdoor dining, parties or picnics.)

(Multi-Pack) (Twin Pack) (Bonus Pack) (Value Pack) (Backyard Pack) (Patio Pack)

15/29

(No exposed flame when in use.)

(Convenient) (Easy to (use) (assemble)) (Portable)

(No tools required for assembly)

(Effective) (Powerful) (Sturdy) (Durable) (Lantern lasts for more than one season)

((New!) (Advanced) Pad technology (Repels Mosquitoes)(.)(!))

(Don't forget to purchase (Product Name) refills.) (Refillable.) ((Also) Works with (Product Name) (refills).)

(Also available (alternate brand names for Repellent LMO))

(Helpful Hints) (Troubleshooting):

(Protection is not immediate.) (Allow time for candle to heat (mosquito repellent) pad.) (High humidity may increase time before repellent is released.)

(Pads are designed to release repellent when heated by candle.) (Pad color will change during use. Do not change pad until candle is used up.) (When candle is used up and will not relight, replace both candle and pad.) (Expect a small amount of wax to remain in bottom of candle cup.) (Change candle and pad at same time.)

(Use one (Product Name) in an area as large as ((an average size deck or patio) (15' by 15') (225 square feet)). (Use two or more (Product Name(s)) in larger areas.)

(It is normal for the pad to emit some smoke when product is in use.)

(Pad is designed to taste bitter to help prevent ingestion. Be sure to wash hands after handling.) (Contains Bitrex.) (Bitrex ® is a trademark of Macfarlan Smith, Ltd.)

(Place product upwind (for maximum protection).)

(Make sure pole is inserted securely (and straight). TEST TO ENSURE POLE DOES NOT TIP EASILY.) (Do not use hammer to insert pole.) (If ground is too hard, use water to soften ground.)

((2-piece) (3-piece) (4-piece) (5-piece) (6-piece) sectional pole included)

(Assembles to (approximately) (3) (4) (5) (6) feet high)

Precautionary Statements

Hazards to humans and domestic animals

Caution: Harmful if swallowed or inhaled. Avoid breathing vapors. Keep out of reach of children. For outdoor use only. Do not use indoors, in a tent or enclosed area. Attention, colored vent top is hot while in use.

Pad is designed to taste bitter to help prevent ingestion. Be sure to wash hands after handling. (Contains Bitrex.) (Bitrex ® is a trademark of Macfarlan Smith, Ltd.)

(Note to reviewer: Boxed format or bullets may be used in First aid section if label space permits)

First aid

Have the product container or label with you when calling a poison control center or doctor, or going for treatment.

If swallowed: Call a poison control center or doctor immediately for treatment advice. Have person sip a glass of water if able to swallow. Do not induce vomiting unless told to do so by a poison control center or doctor. Do not give anything by mouth to an unconscious person.

If inhaled: Move person to fresh air. If person is not breathing, call 911 or an ambulance, then give artificial respiration, preferably mouth-to-mouth if possible. Call a poison control center or doctor for further treatment advice.

Environmental hazards

This pesticide is highly toxic to fish. Do not apply directly to water. Drift from treated areas may be hazardous to organisms in adjacent aquatic sites.

Physical and chemical hazards

Do not cover lantern top with any foreign material while in use. Before lighting candle make sure wick is trimmed to ¼ inch. To avoid fire hazard, do not place pads, matches or other foreign matter near candle flame. Never cut, bend or alter shape of pad. Do not move when lit. Use pole per instructions; do not use for any other purposes. Do not remove hanging lantern from pole. Make sure pole is inserted securely (and straight). Remove all pole segments from ground when not in use to minimize tripping hazard. TEST TO ENSURE POLE DOES NOT TIP EASILY. Do not place near underground wires or gas lines. Pads may cause staining – avoid contact with other surfaces. Do not place (Product Name) near combustible materials such as dry vegetation, clothing, or fuels. NEVER BURN CANDLE UNATTENDED. Failure to follow these instructions could result in personal injury or property damage.

Do not use anything other than (Product Name) (OFF!) pads and candles in lantern. S.C. Johnson & Son, Inc. will not be held responsible for damage, injury or poor performance caused by the use of other pads and candles.

STORAGE: Prolonged storage of repellent pads in outdoor conditions may decrease effectiveness. Store unused pads in an area inaccessible to children and pets.

DISPOSAL: Before disposing, empty package by using the product according to the label.

Pad: Place exhausted pad in trash. Candle: After allowing exhausted candle to cool, place cup in trash. Unused pads: Call your local solid waste agency or 1-800-529-3394 for disposal instructions. Never place unused product down any indoor or outdoor drain.

{Note to reviewer: Directions may be lettered or numbered on final printed labeling.}

Directions For Use: It is a violation of Federal law to use this product in a manner inconsistent with its labeling.

(Completely assemble pole segments (including top section) (before inserting into ground).) (Tap couplers onto pole.) (Make sure colored segment is at the bottom.)

Insert pole (securely) into stable ground. TEST TO ENSURE POLE DOES NOT TIP EASILY.

Remove lantern base.

Remove enclosed (insert) (and) (mosquito repellent pad) (contents).

Firmly press candle cup onto base post.

Remove repellent pad (from foil pouch) being careful not to cut, bend, or alter pad shape. (Use foil pouch to avoid touching pad.) Gently slide narrow end of pad into slot in top of lantern. (Wash hands.)

Light candle.

Reinstall lantern base. Carefully twist base until it snaps in place. Do not place repellent pad or matches on or in candle cup.

When finished using, carefully remove lantern base and blow out flame. Pad is designed to last as long as candle. (Save any unused candle and pad for (future use) (later).)

NOTE: Move lantern only when cool and not in use. To remove pole from ground, grasp pole at bottom. Be sure all pole segments are removed from ground.

To Replace Pad/Candle Combination:

(Pads are designed to release repellent when heated by candle.) (Pad color will change during use. Do not change pad until candle is used up.) (When candle is used-up and will not relight, replace both candle and pad.)

Remove lantern base.

Make sure flame is extinguished and lantern is cool before changing pad.

Pull out used pad and slide in new pad. (Wash hands.)

Remove used candle cup and firmly press new candle cup with fresh candle onto base post. To avoid fire hazard, use only (product name) candles.

Light candle.

Reinstall lantern base. Carefully twist base until it snaps in place.

Avoid contamination of food.

Cleaning Instructions:

Before cleaning lantern, extinguish flame and let lantern cool.

Wash with a wet cloth only.

NOTE: To avoid damaging product, be careful not to move or bend metal bar inside of lantern when cleaning.

EPA Reg. No. 4822-469

EPA Est. No. (...). (Lot number suffix (...) indicates appropriate establishment number.)

Patents Pending

QUESTIONS? COMMENTS?

18/29

Call 800-558-5252 or write Helen Johnson
Sold by: ©2001 S.C. Johnson & Son, Inc.,
Racine, WI 53403-2236 U.S.A.
All Rights Reserved.

www.mosquitoes.com

Pad(s) Made in Italy
Candle(s) (and Pole Coupler(s)) Made in Canada
(Poles made in (China) (Mexico).)

Lamp

(Product Name)

KEEP OUT OF REACH OF CHILDREN

If pad is swallowed, call 1-800-558-5252

Do not use indoors, in a tent or enclosed area.

Read Directions for Use and Precautionary Statements on outer package carefully.

Do not move when lit.

Do not place near underground wires or gas lines.

Make sure pole is inserted securely (and straight). TEST TO ENSURE POLE DOES NOT TIP EASILY.

Do not remove hanging lantern from pole.

(Replace pad and candle when candle is used up.)

(Use only (Product Name) (OFF!) pads and candles.)

NEVER BURN CANDLE UNATTENDED.

(Do not place (Product Name) near combustible materials such as dry vegetation, clothing, or fuels.)

Manufactured for: S.C. Johnson and Son, Inc., Racine, WI 53403-2236

Patents Pending

(SC Johnson A Family Company)

Lamp Vent Top

ATTENTION HOT SURFACE

19/29

SLIDE PAD IN SLOT

Pad Pouch

OFF! Repellent Pad

KEEP OUT OF REACH OF CHILDREN.

CAUTION: HARMFUL IF SWALLOWED OR INHALED.
SEE OUTER CARTON FOR ADDITIONAL PRECAUTIONARY STATEMENTS.

ACTIVE INGREDIENT:

d-cis/trans allethrin.....21.97%.

INERT INGREDIENTS.....78.03%

QUESTIONS? COMMENTS?

Call 800-558-5252 or write Helen Johnson

Sold by: ©2001 S.C. Johnson & Son, Inc.,

Racine, WI 53403-2236 U.S.A.

All Rights Reserved. Made in Italy. EPA Reg. No. 4822-469, EPA Est. No. 43917-ITA-1

NET CONTENTS: 1 PAD NET WT .057 OZ

Pad is designed to taste bitter to help prevent ingestion. Be sure to wash hands after handling.
(Contains Bitrex.) (Bitrex ® is a trademark of Macfarlan Smith, Ltd.)

Pad

(OFF! (Repellent) Pad)

Insert

(Pad is designed to taste bitter to help prevent ingestion. Be sure to wash hands after handling.)
(Contains Bitrex.) (Bitrex ® is a trademark of Macfarlan Smith, Ltd.)

(Remove this insert before using.)

(Pads are designed to release repellent when heated by candle.) (Pad color will change during use. Do not change pad until candle is used up.) (When candle is used-up and will not relight, replace both candle and pad.) (Expect a small amount of wax to remain in bottom of candle cup.) (Change candle and pad at same time.)

20/29

Short Hanging Lamp - Starter Kit

Outer Container

Repellent LMO

ACTIVE INGREDIENT:

d-cis/trans allethrin.....21.97%

INERT INGREDIENTS.....78.03%

Keep out of reach of children.

CAUTION: For detailed use directions and safety information, see (side) (back) (bottom) panel(s).

NET WT.: XX oz.

CONTAINS:

- (1 (Plastic) (Stake) (Rod))
- (1 Reusable (Hanging) Lamp(s))
- (1 Mosquito Repellent Pad)
- (1 Candle)

(SC Johnson A Family Company)

(Helpful Hints) (Troubleshooting):

(Protection is not immediate.) (Allow time for candle to heat (mosquito repellent) pad.) (High humidity may increase time before repellent is released.)

(Pads are designed to release repellent when heated by candle.) (Pad color will change during use. Do not change pad until candle is used up.) (When candle is used up and will not relight, replace both candle and pad.) (Expect a small amount of wax to remain in bottom of candle cup.) (Change candle and pad at same time.)

(Use one (Product Name) in an area as large as ((an average size deck or patio) (15' by 15') (225 square feet)). (Use two or more (Product Name(s)) in larger areas.)

(It is normal for the pad to emit some smoke when product is in use.)

(Pad is designed to taste bitter to help prevent ingestion. Be sure to wash hands after handling.) (Contains Bitrex.) (Bitrex ® is a trademark of Macfarlan Smith, Ltd.)

(Place product upwind (for maximum protection).)

(Make sure rod is inserted securely (and straight). **TEST TO ENSURE ROD DOES NOT TIP EASILY.**) (Do not use hammer to insert rod.) (If ground is too hard, use water to soften ground.)

Precautionary Statements

Hazards to humans and domestic animals

Caution: Harmful if swallowed or inhaled. Avoid breathing vapors. Keep out of reach of children. For outdoor use only. Do not use indoors, in a tent or enclosed area. Attention, colored vent top is hot while in use.

Pad is designed to taste bitter to help prevent ingestion. Be sure to wash hands after handling. (Contains Bitrex.) (Bitrex ® is a trademark of Macfarlan Smith, Ltd.)

(Note to reviewer: Boxed format or bullets may be used in First aid section if label space permits)

First aid

Have the product container or label with you when calling a poison control center or doctor, or going for treatment.

If swallowed: Call a poison control center or doctor immediately for treatment advice. Have person sip a glass of water if able to swallow. Do not induce vomiting unless told to do so by a poison control center or doctor. Do not give anything by mouth to an unconscious person.

If inhaled: Move person to fresh air. If person is not breathing, call 911 or an ambulance, then give artificial respiration, preferably mouth-to-mouth if possible. Call a poison control center or doctor for further treatment advice.

Environmental hazards

This pesticide is highly toxic to fish. Do not apply directly to water. Drift from treated areas may be hazardous to organisms in adjacent aquatic sites.

Physical and chemical hazards

Do not cover lamp top with any foreign material while in use. Before lighting candle make sure wick is trimmed to ¼ inch. To avoid fire hazard, do not place pads, matches or other foreign matter near candle flame. Never cut, bend or alter shape of pad. Do not move when lit. Use rod per instructions; do not use for any other purposes. Do not remove hanging lamp from rod. Make sure rod is inserted securely (and straight). **TEST TO ENSURE ROD DOES NOT TIP EASILY.** Do not place near underground wires or gas lines. Pads may cause staining – avoid contact with other surfaces. Do not place (Product Name) near combustible materials such as dry vegetation, clothing, or fuels. **NEVER BURN CANDLE UNATTENDED.** Failure to follow these instructions could result in personal injury or property damage.

Do not use anything other than (Product Name) (OFF!) pads and candles in lamp. S.C. Johnson & Son, Inc. will not be held responsible for damage, injury or poor performance caused by the use of other pads and candles.

STORAGE: Prolonged storage of repellent pads in outdoor conditions may decrease effectiveness. Store unused pads in an area inaccessible to children and pets.

DISPOSAL: Before disposing, empty package by using the product according to the label.

Pad: Place exhausted pad in trash. Candle: After allowing exhausted candle to cool, place cup in trash. Unused pads: Call your local solid waste agency or 1-800-529-3394 for disposal instructions. Never place unused product down any indoor or outdoor drain.

{Note to reviewer: Directions may be lettered or numbered on final printed labeling.}

Directions For Use: It is a violation of Federal law to use this product in a manner inconsistent with its labeling.

(Completely assemble segments)

Insert rod (securely) into stable ground. TEST TO ENSURE ROD DOES NOT TIP EASILY.

Remove lamp base.

Remove enclosed (insert) (and) (mosquito repellent pad) (contents).

Firmly press candle cup onto base post.

Remove repellent pad (from foil pouch) being careful not to cut, bend, or alter pad shape. (Use foil pouch to avoid touching pad.) Gently slide narrow end of pad into slot in top of lamp. (Wash hands.)

Light candle.

Reinstall lamp base. Carefully twist base until it snaps in place. Do not place repellent pad or matches on or in candle cup.

When finished using, carefully remove lamp base and blow out flame. Pad is designed to last as long as candle. (Save any unused candle and pad for (future use) (later).)

NOTE: Move lamp only when cool and not in use.

To Replace Pad/Candle Combination:

(Pads are designed to release repellent when heated by candle.) (Pad color will change during use. Do not change pad until candle is used up.) (When candle is used-up and will not relight, replace both candle and pad.)

Remove lamp base.

Make sure flame is extinguished and lamp is cool before changing pad.

Pull out used pad and slide in new pad. (Wash hands.)

Remove used candle cup and firmly press new candle cup with fresh candle onto base post. To avoid fire hazard, use only (product name) candles.

Light candle.

Reinstall lamp base. Carefully twist base until it snaps in place.

Avoid contamination of food.

Cleaning Instructions:

Before cleaning lamp, extinguish flame and let lamp cool.

Wash with a wet cloth only.

NOTE: To avoid damaging product, be careful not to move or bend metal bar inside of lamp when cleaning.

EPA Reg. No. 4822-469
EPA Est. No. (...). (Lot number suffix (...)) indicates appropriate establishment number.)
Patents Pending
QUESTIONS? COMMENTS?
Call 800-558-5252 or write Helen Johnson
Sold by: ©2001 S.C. Johnson & Son, Inc.,
Racine, WI 53403-2236 U.S.A.
All Rights Reserved.

(www.mosquitoes.com)

Pad(s) Made in Italy
Candle(s) Made in Canada
(Poles made in (China) (Mexico).)

Lamp

(Product Name)

KEEP OUT OF REACH OF CHILDREN

If pad is swallowed, call 1-800-558-5252

Do not use indoors, in a tent or enclosed area.

Read Directions for Use and Precautionary Statements on outer package carefully.

Do not move when lit.

Do not place near underground wires or gas lines.

Make sure rod is inserted securely (and straight). **TEST TO ENSURE ROD DOES NOT TIP EASILY.**

Do not remove hanging lamp from rod.

(Replace pad and candle when candle is used up.)

(Use only (Product Name) (OFF!) pads and candles.)

NEVER BURN CANDLE UNATTENDED.

(Do not place (Product Name) near combustible materials such as dry vegetation, clothing, or fuels.)

Manufactured for S.C. Johnson and Son, Inc., Racine, WI 53403-2236

Patents Pending

(SC Johnson A Family Company)

Lamp Vent Top

ATTENTION HOT SURFACE

SLIDE PAD IN SLOT

Pad Pouch

OFF! Repellent Pad

KEEP OUT OF REACH OF CHILDREN.

CAUTION: HARMFUL IF SWALLOWED OR INHALED.

SEE OUTER CARTON FOR ADDITIONAL PRECAUTIONARY STATEMENTS.

ACTIVE INGREDIENT:

d-cis/trans allethrin.....21.97%.

INERT INGREDIENTS.....78.03%

QUESTIONS? COMMENTS?

Call 800-558-5252 or write Helen Johnson

Sold by: ©2001 S.C. Johnson & Son, Inc.,

Racine, WI 53403-2236 U.S.A.

All Rights Reserved. Made in Italy. EPA Reg. No. 4822-469, EPA Est. No. 43917-ITA-1

NET CONTENTS: 1 PAD NET WT .057 OZ

Pad is designed to taste bitter to help prevent ingestion. Be sure to wash hands after handling.
(Contains Bitrex.) (Bitrex ® is a trademark of Macfarlan Smith, Ltd.)

Pad

(OFF! (Repellent) Pad)

Insert

(Pad is designed to taste bitter to help prevent ingestion. Be sure to wash hands after handling.)
(Contains Bitrex.) (Bitrex ® is a trademark of Macfarlan Smith, Ltd.)

(Remove this insert before using.)

(Pads are designed to release repellent when heated by candle.) (Pad color will change during use. Do not change pad until candle is used up.) (When candle is used-up and will not relight, replace both candle and pad.) (Expect a small amount of wax to remain in bottom of candle cup.) (Change candle and pad at same time.)

Refill Kit**Outer Carton**

Repellent LMO

ACTIVE INGREDIENT:

d-cis/trans allethrin.....21.97%

INERT INGREDIENTS.....78.03%

Keep out of reach of children.

CAUTION: For detailed use directions and safety information, see (side) (back) (bottom) panel(s).

NET WT.: XX oz.

CONTAINS:

(1) (2) (3) (4) (5) (6) (7) (8) (9) (10) Mosquito Repellent Pad(s)

(1) (2) (3) (4) (5) (6) (7) (8) (9) (10) Candle(s)

(SC Johnson A Family Company)

(New!)

(OFF! Protection That Glows)

((1) (2) (3) (4) (5) (6) (7) (8) (9) (10) Refills)

((OFF!) (Product Name) Mosquito Repellent Pads (included))

(Mosquito protection for areas up to (15 feet by 15 feet) (225 square feet).)

(Candle creates a pleasant glow while warming repellent pad for effective mosquito protection (in an area as large as (15 feet by 15 feet) (225 square feet)).)

((Product Name) (pads) effectively repel(s) mosquitoes from an average size patio for hours.)

((Each refill provides) (Effective) (Fragrance-free) Protection for up to (4) (8) (12) (16) (20) (24) (28) (32) (36) (40) hours.)

(Relaxing, soft light is perfect for outdoor dining, parties or picnics.)

(Multi-Pack) (Twin Pack) (Bonus Pack) (Value Pack) (Backyard Pack) (Patio Pack)

(No exposed flame when in use.)

(Convenient) (Easy to (use) (assemble)) (Portable)

(No tools required for assembly)

(Effective) (Powerful) (Sturdy) (Durable) ((Unit) (Lamp) (Lantern) lasts for more than one season)

((New!) (Advanced) Pad technology (Repels Mosquitoes)(.)(!))

(Don't forget to purchase (Product Name) refills.) (Refillable.) ((Also) Works with (Product Name) (refills).)

(Also available (alternate brand names for Repellent LMO))

(Helpful Hints) (Troubleshooting):

(Protection is not immediate.) (Allow time for candle to heat (mosquito repellent) pad.) (High humidity may increase time before repellent is released.)

(Pads are designed to release repellent when heated by candle.) (Pad color will change during use. Do not change pad until candle is used up.) (When candle is used up and will not relight, replace both candle and pad.) (Expect a small amount of wax to remain in bottom of candle cup.) (Change candle and pad at same time.)

(Gently slide narrow end of pad into slot in top of unit.) (To avoid fire hazard, do not place pads, matches or other foreign matter on or in candle cup.)

(Use one (Product Name) in an area as large as ((an average size deck or patio) (15' by 15') (225 square feet)). (Use two or more (Product Name(s)) in larger areas.)

(It is normal for the pad to emit some smoke when product is in use.)

(Pad is designed to taste bitter to help prevent ingestion. Be sure to wash hands after handling.) (Contains Bitrex.) (Bitrex ® is a trademark of Macfarlan Smith, Ltd.)

(Place product upwind (for maximum protection).)

Precautionary Statements

Hazards to humans and domestic animals

Caution: Harmful if swallowed or inhaled. Avoid breathing vapors. Keep out of reach of children. For outdoor use only. Do not use indoors, in a tent or enclosed area. Attention, colored vent top is hot while in use.

Pad is designed to taste bitter to help prevent ingestion. Be sure to wash hands after handling. (Contains Bitrex.) (Bitrex ® is a trademark of Macfarlan Smith, Ltd.)

(Note to reviewer: Boxed format or bullets may be used in First aid section if label space permits)

First aid

Have the product container or label with you when calling a poison control center or doctor, or going for treatment.

If swallowed: Call a poison control center or doctor immediately for treatment advice. Have person sip a glass of water if able to swallow. Do not induce vomiting unless told to do so by a poison control center or doctor. Do not give anything by mouth to an unconscious person.

If inhaled: Move person to fresh air. If person is not breathing, call 911 or an ambulance, then give artificial respiration, preferably mouth-to-mouth if possible. Call a poison control center or doctor for further treatment advice.

Environmental hazards

This pesticide is highly toxic to fish. Do not apply directly to water. Drift from treated areas may be hazardous to organisms in adjacent aquatic sites.

Physical and chemical hazards

Do not cover unit top with any foreign material while in use. Before lighting candle make sure wick is trimmed to ¼ inch. To avoid fire hazard, do not place pads, matches or other foreign matter near candle flame. Never cut, bend or alter shape of pad. Pads may cause staining – avoid contact with other surfaces. Do not place (Product Name) near combustible materials such as dry vegetation, clothing, or fuels. NEVER BURN CANDLE UNATTENDED. Failure to follow these instructions could result in personal injury or property damage.

Do not use anything other than (Product Name) (OFF!) pads and candles in (unit) (OFF! lamp products). S.C. Johnson & Son, Inc. will not be held responsible for damage, injury or poor performance caused by the use of other pads and candles.

STORAGE: Prolonged storage of repellent pads in outdoor conditions may decrease effectiveness. Store unused pads in an area inaccessible to children and pets.

DISPOSAL: Before disposing, empty package by using the product according to the label.

Pad: Place exhausted pad in trash. Candle: After allowing exhausted candle to cool, place cup in trash. Unused pads: Call your local solid waste agency or 1-800-529-3394 for disposal instructions. Never place unused product down any indoor or outdoor drain.

Directions For Use: It is a violation of Federal law to use this product in a manner inconsistent with its labeling.

{Note to reviewer: Directions may be lettered or numbered on final printed labeling.}

To Replace Pad/Candle Combination:

(Pads are designed to release repellent when heated by candle.) (Pad color will change during use. Do not change pad until candle is used up.) (When candle is used-up and will not relight, replace both candle and pad.) Avoid contamination of food.

Detach unit top from base.

Make sure flame is extinguished and unit is cool before changing pad.

Remove used pad from top of unit.

Remove a new repellent pad (from foil pouch) being careful not to cut, bend, or alter pad shape. (Use Foil pouch to avoid touching pad.) Gently slide narrow end of pad into slot in top of unit. (Wash hands.)

IMPORTANT: Remove used candle cup and firmly press new candle cup with fresh candle onto base post. To avoid fire hazard, use only (product name) candles.

Light candle.

Reattach unit top and base, carefully twisting until they snap in place. Do not place repellent pad or matches on or in candle cup.

EPA Reg. No. 4822-469

EPA Est. No. (...). (Lot number suffix (...) indicates appropriate establishment number.)

Patents Pending

QUESTIONS? COMMENTS?

Call 800-558-5252 or write Helen Johnson

Sold by: ©2001 S.C. Johnson & Son, Inc..

Racine, WI 53403-2236 U.S.A.

All Rights Reserved.

www.mosquitoes.com

Pad(s) Made in Italy

Candle(s) Made in Canada

Pad Pouch

OFF! Repellent Pad

KEEP OUT OF REACH OF CHILDREN.

CAUTION: HARMFUL IF SWALLOWED OR INHALED.

SEE OUTER CARTON FOR ADDITIONAL PRECAUTIONARY STATEMENTS.

ACTIVE INGREDIENT:

d-cis/trans allethrin.....21.97%

INERT INGREDIENTS.....78.03%

QUESTIONS? COMMENTS?

Call 800-558-5252 or write Helen Johnson

Sold by: ©2001 S.C. Johnson & Son, Inc.,

Racine, WI 53403-2236 U.S.A.

All Rights Reserved. Made in Italy.

EPA Reg. No. 4822-469, EPA Est. No. 43917-ITA-1

NET CONTENTS: 1 PAD NET WT .057 OZ

Pad is designed to taste bitter to help prevent ingestion. Be sure to wash hands after handling. (Contains Bitrex.) (Bitrex ® is a trademark of Macfarlan Smith, Ltd.)

Pad

(OFF! (Repellent) Pad)

Insert

(Pad is designed to taste bitter to help prevent ingestion. Be sure to wash hands after handling.)
(Contains Bitrex.) (Bitrex ® is a trademark of Macfarlan Smith, Ltd.)

(Remove this insert before using.)

(Pads are designed to release repellent when heated by candle.) (Pad color will change during use. Do not change pad until candle is used up.) (When candle is used-up and will not relight, replace both candle and pad.) (Expect a small amount of wax to remain in bottom of candle cup.) (Change candle and pad at same time.)