


4822-469

11-18-2002

4/24

Please read instructions on reverse before completing form.

Form approved. OMN No. 2070-0060 Approval Expires 05-31-96

 Environmental Protection Agency United States Washington, DC 20460	<input type="checkbox"/> Registration	OPP Identifier Number
	<input type="checkbox"/> Amendment	
	<input checked="" type="checkbox"/> Other	

Application for Pesticide - Section I

1. Company/Product Number 4822-469	2. EPA Product Manager Mr. Tavano	3. Proposed Classification <input checked="" type="checkbox"/> None <input type="checkbox"/> Restricted
4. Company/Product (Name) S. C. Johnson / Repellent LMO	PM# 10	
5. Name and Address of Application (Include ZIP Code) S. C. Johnson & Son, Inc. 1525 Howe St. Racine, WI 53403 <input type="checkbox"/> Check if this is a new address		6. Expedited Review. In accordance with FIFRA Section 3(c)(3)(b)(i), my product is similar or identical in composition and labeling to: EPA Reg. No. Product Name

Section II

<input type="checkbox"/> Amendment - Explain below. <input type="checkbox"/> Resubmission in response to Agency letter dated July 29, 2002 <input checked="" type="checkbox"/> Notification - Explain below.	<input type="checkbox"/> Final printed labels in response to Agency letter dated <input type="checkbox"/> "Me Too" Application. <input type="checkbox"/> Other - Explain below.	NOTIFICATION NOV 18 2002
--	---	---

Explanation: Use additional page(s) if necessary. (For Section I and Section II.)
Notification of change to telephone number on the product label.

This notification is consistent with the provisions of PR Notices 97-5 and 98-10 and EPA regulations at 40 CFR 152.45, and no other changes have been made to the labeling or the confidential statement of formula for this product. I understand that it is a violation of 18 U.S.C. Sec. 1001 to willfully make any false statement to EPA. I further understand that if this notification is not consistent with the terms of PR Notices 97-5 and 98-10 and 40 CFR 152.46, this product may be in violation of FIFRA and I may be subject to enforcement actions and penalties under sections 12 and 14 of FIFRA.

Section III


1. Material This Product Will Be Packaged In:					
Child-Resistant Packaging <input type="checkbox"/> Yes * <input type="checkbox"/> No <i>*Certification must be submitted</i>	Unit Packaging <input type="checkbox"/> Yes <input type="checkbox"/> No If "Yes" Unit Packaging wgt.		Water Soluble Packaging <input type="checkbox"/> Yes <input type="checkbox"/> No If "Yes" Package wgt.		2. Type of Container <input type="checkbox"/> Metal <input type="checkbox"/> Plastic <input type="checkbox"/> Glass <input type="checkbox"/> Paper <input type="checkbox"/> Other (Specify)
	No. Per container	No. Per container	No. Per container	No. Per container	
3. Location of Net Contents Information <input type="checkbox"/> Label <input type="checkbox"/> Container		4. Size(s) Retail Container		5. Location of Label Directions <input type="checkbox"/> On Label <input type="checkbox"/> On Labeling accompanying product	
6. Manner in Which Label is Affixed to Product <input type="checkbox"/> Lithograph <input type="checkbox"/> Other <input type="checkbox"/> Paper glued <input type="checkbox"/> Stenciled					

Section IV

1. **Contact Point** (Complete items directly below for identification of individual to be contacted, if necessary, to process this application)

Name Ms. Kelly K. Rahn	Title Registration Specialist	Telephone No. (Include Area Code) (262) 260-2686
----------------------------------	---	--

Certification

I certify that the statements I have made on this form and all attachments thereto are true, accurate and complete. I acknowledge that any knowingly false or misleading statements may be punishable by fine or imprisonment or both under applicable law.			Date Application Received (Stamped)
2. Signature 	3. Title Registration Specialist		
4. Typed Name Ms. Kelly K. Rahn	5. Date November 7, 2002		

2/24

Master Label

Repellent LMO (base file name)
OFF! Mosquito Lamp (alternate brand name)
OFF! Hanging Mosquito Lantern (alternate brand name)
OFF! Mosquito Lamp & Lantern (alternate brand name)

Base Lamp - Starter Kit

Outer Container

Repellent LMO

ACTIVE INGREDIENT:

d-cis/trans allethrin.....21.97%

INERT INGREDIENTS.....78.03%

NOTIFICATION

NOV 18 2002

Keep out of reach of children.

CAUTION: For detailed use directions and safety information, see (side) (back) (bottom) panel(s).

NET WT.: XX oz.

CONTAINS:

((1) (2) (3) Reusable Lamp(s))

((1) (2) (3) (4) (5) (6) (7) (8) (9) (10) Mosquito Repellent Pad(s))

((1) (2) (3) (4) (5) (6) (7) (8) (9) (10) Candle(s))

(SC Johnson A Family Company)

(New!)

(OFF! Protection That Glows)

((1) (2) (3) (4) (5) (6) (7) (8) (9) (10) Refills)

((OFF!) (Product Name) Mosquito Repellent Pads (included))

(Mosquito protection for areas up to (15 feet by 15 feet) (225 square feet).)

(Candle creates a pleasant glow while warming repellent pad for effective mosquito protection (in an area as large as (15 feet by 15 feet) (225 square feet)).)

((Product Name) (pads) effectively repel(s) mosquitoes from an average size patio for hours.)

((Each refill provides) (Effective) (Fragrance-free) Protection for up to (4) (8) (12) (16) (20) (24) (28) (32) (36) (40) hours.)

(Relaxing, soft light is perfect for outdoor dining, parties or picnics.)

(Multi-Pack) (Twin Pack) (Bonus Pack) (Value Pack) (Backyard Pack) (Patio Pack)

(No exposed flame when in use.)

(Convenient) (Easy to use) (assemble) (Portable)

(No tools required for assembly)

(Effective) (Powerful) (Sturdy) (Durable) (Lamp lasts for more than one season)

((New!) (Advanced) Pad technology (Repels Mosquitoes)(.)(!))

(Don't forget to purchase (Product Name) refills.) (Refillable.) ((Also) Works with (Product Name) (refills).)

(Also available (alternate brand names for Repellent LMO))

(Helpful Hints) (Troubleshooting):

(Protection is not immediate.) (Allow time for candle to heat (mosquito repellent) pad.) (High humidity may increase time before repellent is released.)

(Pads are designed to release repellent when heated by candle.) (Pad color will change during use. Do not change pad until candle is used up.) (When candle is used-up and will not relight, replace both candle and pad.) (Expect a small amount of wax to remain in bottom of candle cup.) (Change candle and pad at same time.)

(KEEP LEVEL) (To avoid fire hazard, do not place pads, matches or other foreign matter on or in candle cup.)

(Use one (Product Name) in an area as large as ((an average size deck or patio) (15' by 15') (225 square feet)). (Use two or more (Product Name(s)) in larger areas.)

(It is normal for the pad to emit some smoke when product is in use.)

(Pad is designed to taste bitter to help prevent ingestion. Be sure to wash hands after handling.) (Contains Bitrex.) (Bitrex ® is a trademark of Macfarlan Smith, Ltd.)

(Place product upwind (for maximum protection).)


(To clear mosquitoes from under table, place underneath (table) for a few minutes.) (Keep level)

Precautionary Statements

Hazards to humans and domestic animals

Caution: Harmful if swallowed or inhaled. Avoid breathing vapors. Keep out of reach of children. For outdoor use only. Do not use indoors, in a tent or enclosed area. Attention, colored vent top is hot while in use.

Pad is designed to taste bitter to help prevent ingestion. Be sure to wash hands after handling. (Contains Bitrex.) (Bitrex ® is a trademark of Macfarlan Smith, Ltd.)



4/24

(Note to reviewer: Boxed format or bullets may be used in First aid section if label space permits)

First aid

Have the product container or label with you when calling a poison control center or doctor, or going for treatment.

If swallowed: Call a poison control center or doctor immediately for treatment advice. Have person sip a glass of water if able to swallow. Do not induce vomiting unless told to do so by a poison control center or doctor. Do not give anything by mouth to an unconscious person.

If inhaled: Move person to fresh air. If person is not breathing, call 911 or an ambulance, then give artificial respiration, preferably mouth-to-mouth if possible. Call a poison control center or doctor for further treatment advice.

Environmental hazards

This pesticide is highly toxic to fish. Do not apply directly to water. Drift from treated areas may be hazardous to organisms in adjacent aquatic sites.

Physical and chemical hazards

Place on level, stable surfaces. Do not cover lamp top with any foreign material while in use. Before lighting candle make sure wick is trimmed to ¼ inch. To avoid fire hazard, do not place pads, matches or other foreign matter near candle flame. Never cut, bend or alter shape of pad. Pads may cause staining – avoid contact with other surfaces. Do not place (Product Name) near combustible materials such as dry vegetation, clothing, or fuels. NEVER BURN CANDLE UNATTENDED. Failure to follow these instructions could result in personal injury or property damage.

Do not use anything other than (Product Name) (OFF!) pads and candles in lamp. S.C. Johnson & Son, Inc. will not be held responsible for damage, injury or poor performance caused by the use of other pads and candles.

STORAGE: Prolonged storage of repellent pads in outdoor conditions may decrease effectiveness. Store unused pads in an area inaccessible to children and pets.

DISPOSAL: Before disposing, empty package by using the product according to the label.

Pad: Place exhausted pad in trash. Candle: After allowing exhausted candle to cool, place cup in trash. Unused pads: Call your local solid waste agency or 1-800-529-3394 for disposal instructions. Never place unused product down any indoor or outdoor drain.

{Note to reviewer: Directions may be lettered or numbered on final printed labeling.}

Directions For Use: It is a violation of Federal law to use this product in a manner inconsistent with its labeling.

Remove lamp top.

Remove enclosed (insert) (and) (mosquito repellent pad) (contents).

Place lamp on a level, stable area.

Firmly press candle cup onto base post.

5/24

Remove repellent pad (from foil pouch) being careful not to cut, bend, or alter pad shape. (Use foil pouch to avoid touching pad.) Gently slide narrow end of pad into slot in top of lamp. (Wash hands.)

Light candle.

Reinstall lamp top. Carefully twist top until it snaps in place. Do not place repellent pad or matches on or in candle cup.

NOTE: Be careful when moving lit lamp. Wax may spill.

When finished using, carefully remove lamp top and blow out flame. Pad is designed to last as long as candle. (Save any unused candle and pad for (future use) (later).)

To Replace Pad/Candle Combination:

(Pads are designed to release repellent when heated by candle.) (Pad color will change during use. Do not change pad until candle is used up.) (When candle is used-up and will not relight, replace both candle and pad.)

Remove lamp top.

Make sure flame is extinguished and lamp is cool before changing pad.

Pull out used pad and slide in new pad. (Wash hands.)

Remove used candle cup and firmly press new candle cup with fresh candle onto base post. To avoid fire hazard, use only (product name) candles.

Light candle.

Reinstall lamp top. Carefully twist top until it snaps in place.

Avoid contamination of food.

Cleaning Instructions:

Before cleaning lamp, extinguish flame and let lamp cool.

Wash with a wet cloth only.

NOTE: To avoid damaging product, be careful not to move or bend metal bar inside of lamp when cleaning.

EPA Reg. No. 4822-469

EPA Est. No. (...). (Lot number suffix (...) indicates appropriate establishment number.)

Patents Pending


QUESTIONS? COMMENTS?

Call 800-558-5252 or write Helen Johnson

Sold by: ©2001 S.C. Johnson & Son, Inc.,

Racine, WI 53403-2236 U.S.A.

All Rights Reserved.



6/24

www.mosquitoes.com

Pad(s) Made in Italy
Candle(s) Made in Canada

Lamp

(Product Name)

KEEP OUT OF REACH OF CHILDREN

If pad is swallowed, call 1-800-558-5252

Do not use indoors, in a tent or enclosed area.

Read Directions for Use and Precautionary Statements on outer package carefully.

(Place on a level, stable surface.)

(Replace pad and candle when candle is used up.)

(Use only (Product Name) (OFF!) pads and candles.)

NEVER BURN CANDLE UNATTENDED.

(Do not place (Product Name) near combustible materials such as dry vegetation, clothing, or fuels.)

Manufactured for: S.C. Johnson and Son, Inc., Racine, WI 53403-2236

Patents Pending

(SC Johnson A Family Company)

Lamp Vent Top

ATTENTION HOT SURFACE

SLIDE PAD IN SLOT

Pad Pouch

OFF! Repellent Pad

KEEP OUT OF REACH OF CHILDREN.

CAUTION: HARMFUL IF SWALLOWED OR INHALED.

Small, faint, illegible text, possibly a barcode or technical specifications, located in the bottom right corner of the page.

7/24

SEE OUTER CARTON FOR ADDITIONAL PRECAUTIONARY STATEMENTS.

ACTIVE INGREDIENT:

d-cis/trans allethrin.....21.97%.

INERT INGREDIENTS.....78.03%

QUESTIONS? COMMENTS?

Call 800-558-5252 or write Helen Johnson

Sold by: ©2001 S.C. Johnson & Son, Inc.,

Racine, WI 53403-2236 U.S.A.

All Rights Reserved. Made in Italy. EPA Reg. No. 4822-469, EPA Est. No. 43917-ITA-1

NET CONTENTS: 1 PAD NET WT .057 OZ

Pad is designed to taste bitter to help prevent ingestion. Be sure to wash hands after handling.
(Contains Bitrex.) (Bitrex ® is a trademark of Macfarlan Smith, Ltd.)

Pad


(OFF! (Repellent) Pad)

Insert

(Pad is designed to taste bitter to help prevent ingestion. Be sure to wash hands after handling.)
(Contains Bitrex.) (Bitrex ® is a trademark of Macfarlan Smith, Ltd.)

(Remove this insert before using.)

(Pads are designed to release repellent when heated by candle.) (Pad color will change during use. Do not change pad until candle is used up.) (When candle is used-up and will not relight, replace both candle and pad.) (Expect a small amount of wax to remain in bottom of candle cup.) (Change candle and pad at same time.)



8/24

Hanging Lamp - Starter Kit

Outer Container

Repellent LMO

ACTIVE INGREDIENT:

d-cis/trans allethrin.....21.97%

INERT INGREDIENTS.....78.03%

Keep out of reach of children.

CAUTION: For detailed use directions and safety information, see (side) (back) (bottom) panel(s).

NET WT.: XX oz.

CONTAINS:

((1) (2) (3) Reusable Hanging Lantern(s)
(sectional pole(s)) ((1) (2) (3) (4) (5) (6) (7) (8) (9) (10) pole segments)
(1) (2) (3) (4) (5) (6) (7) (8) (9) (10) Mosquito Repellent Pad(s)
(1) (2) (3) (4) (5) (6) (7) (8) (9) (10) Candle(s)

(SC Johnson A Family Company)

(New!)

(OFF! Protection That Glows)

((1) (2) (3) (4) (5) (6) (7) (8) (9) (10) Refills)
(OFF!) (Product Name) Mosquito Repellent Pads (included))

(Mosquito protection for areas up to (15 feet by 15 feet) (225 square feet).)

(Candle creates a pleasant glow while warming repellent pad for effective mosquito protection (in an area as large as (15 feet by 15 feet) (225 square feet)).)

((Product Name) (pads) effectively repel(s) mosquitoes from an average size patio for hours.)

((Each refill provides) (Effective) (Fragrance-free) Protection for up to (4) (8) (12) (16) (20) (24) (28) (32) (36) (40) hours.)

(Relaxing, soft light is perfect for outdoor dining, parties or picnics.)

(Multi-Pack) (Twin Pack) (Bonus Pack) (Value Pack) (Backyard Pack) (Patio Pack)

(No exposed flame when in use.)

(Convenient) (Easy to (use) (assemble)) (Portable)

9/24

(No tools required for assembly)

(Effective) (Powerful) (Sturdy) (Durable) (Lantern lasts for more than one season)

((New!) (Advanced) Pad technology (Repels Mosquitoes)(.)(!))

(Don't forget to purchase (Product Name) refills.) (Refillable.) ((Also) Works with (Product Name) (refills).)

(Also available (alternate brand names for Repellent LMO))

(Helpful Hints) (Troubleshooting):

(Protection is not immediate.) (Allow time for candle to heat (mosquito repellent) pad.) (High humidity may increase time before repellent is released.)

(Pads are designed to release repellent when heated by candle.) (Pad color will change during use. Do not change pad until candle is used up.) (When candle is used up and will not relight, replace both candle and pad.) (Expect a small amount of wax to remain in bottom of candle cup.) (Change candle and pad at same time.)

(Use one (Product Name) in an area as large as ((an average size deck or patio) (15' by 15') (225 square feet)). (Use two or more (Product Name(s)) in larger areas.)

(It is normal for the pad to emit some smoke when product is in use.)

(Pad is designed to taste bitter to help prevent ingestion. Be sure to wash hands after handling.) (Contains Bitrex.) (Bitrex ® is a trademark of Macfarlan Smith, Ltd.)

(Place product upwind (for maximum protection).)

(Make sure pole is inserted securely (and straight). TEST TO ENSURE POLE DOES NOT TIP EASILY.) (Do not use hammer to insert pole.) (If ground is too hard, use water to soften ground.)

((2-piece) (3-piece) (4-piece) (5-piece) (6-piece) sectional pole included)

(Assembles to (approximately) (3) (4) (5) (6) feet high)

Precautionary Statements

Hazards to humans and domestic animals

Caution: Harmful if swallowed or inhaled. Avoid breathing vapors. Keep out of reach of children. For outdoor use only. Do not use indoors, in a tent or enclosed area. Attention, colored vent top is hot while in use.

Pad is designed to taste bitter to help prevent ingestion. Be sure to wash hands after handling. (Contains Bitrex.) (Bitrex ® is a trademark of Macfarlan Smith, Ltd.)

10/24

(Note to reviewer: Boxed format or bullets may be used in First aid section if label space permits)

First aid

Have the product container or label with you when calling a poison control center or doctor, or going for treatment.

If swallowed: Call a poison control center or doctor immediately for treatment advice. Have person sip a glass of water if able to swallow. Do not induce vomiting unless told to do so by a poison control center or doctor. Do not give anything by mouth to an unconscious person.

If inhaled: Move person to fresh air. If person is not breathing, call 911 or an ambulance, then give artificial respiration, preferably mouth-to-mouth if possible. Call a poison control center or doctor for further treatment advice.

Environmental hazards

This pesticide is highly toxic to fish. Do not apply directly to water. Drift from treated areas may be hazardous to organisms in adjacent aquatic sites.

Physical and chemical hazards

Do not cover lantern top with any foreign material while in use. Before lighting candle make sure wick is trimmed to ¼ inch. To avoid fire hazard, do not place pads, matches or other foreign matter near candle flame. Never cut, bend or alter shape of pad. Do not move when lit. Use pole per instructions; do not use for any other purposes. Do not remove hanging lantern from pole. Make sure pole is inserted securely (and straight). Remove all pole segments from ground when not in use to minimize tripping hazard. **TEST TO ENSURE POLE DOES NOT TIP EASILY.** Do not place near underground wires or gas lines. Pads may cause staining – avoid contact with other surfaces. Do not place (Product Name) near combustible materials such as dry vegetation, clothing, or fuels. **NEVER BURN CANDLE UNATTENDED.** Failure to follow these instructions could result in personal injury or property damage.

Do not use anything other than (Product Name) (OFF!) pads and candles in lantern. S.C. Johnson & Son, Inc. will not be held responsible for damage, injury or poor performance caused by the use of other pads and candles.

STORAGE: Prolonged storage of repellent pads in outdoor conditions may decrease effectiveness. Store unused pads in an area inaccessible to children and pets.

DISPOSAL: Before disposing, empty package by using the product according to the label.

Pad: Place exhausted pad in trash. Candle: After allowing exhausted candle to cool, place cup in trash. Unused pads: Call your local solid waste agency or **1-800-529-3394** for disposal instructions. Never place unused product down any indoor or outdoor drain.

{Note to reviewer: Directions may be lettered or numbered on final printed labeling.}

Directions For Use: It is a violation of Federal law to use this product in a manner inconsistent with its labeling.

(Completely assemble pole segments (including top section) (before inserting into ground).) (Tap couplers onto pole.) (Make sure colored segment is at the bottom.)

Insert pole (securely) into stable ground. **TEST TO ENSURE POLE DOES NOT TIP EASILY.**

Remove lantern base.

11/24

Remove enclosed (insert) (and) (mosquito repellent pad) (contents).

Firmly press candle cup onto base post.

Remove repellent pad (from foil pouch) being careful not to cut, bend, or alter pad shape. (Use foil pouch to avoid touching pad.) Gently slide narrow end of pad into slot in top of lantern. (Wash hands.)

Light candle.

Reinstall lantern base. Carefully twist base until it snaps in place. Do not place repellent pad or matches on or in candle cup.

When finished using, carefully remove lantern base and blow out flame. Pad is designed to last as long as candle. (Save any unused candle and pad for (future use) (later).)

NOTE: Move lantern only when cool and not in use. To remove pole from ground, grasp pole at bottom. Be sure all pole segments are removed from ground.

To Replace Pad/Candle Combination:

(Pads are designed to release repellent when heated by candle.) (Pad color will change during use. Do not change pad until candle is used up.) (When candle is used-up and will not relight, replace both candle and pad.)

Remove lantern base.

Make sure flame is extinguished and lantern is cool before changing pad.

Pull out used pad and slide in new pad. (Wash hands.)

Remove used candle cup and firmly press new candle cup with fresh candle onto base post. To avoid fire hazard, use only (product name) candles.

Light candle.

Reinstall lantern base. Carefully twist base until it snaps in place.

Avoid contamination of food.

Cleaning Instructions:

Before cleaning lantern, extinguish flame and let lantern cool.

Wash with a wet cloth only.

NOTE: To avoid damaging product, be careful not to move or bend metal bar inside of lantern when cleaning.

EPA Reg. No. 4822-469

EPA Est. No. (...). (Lot number suffix (...) indicates appropriate establishment number.)

Patents Pending

QUESTIONS? COMMENTS?

12/24

Call 800-558-5252 or write Helen Johnson
Sold by: ©2001 S.C. Johnson & Son, Inc.,
Racine, WI 53403-2236 U.S.A.
All Rights Reserved.

www.mosquitoes.com

Pad(s) Made in Italy
Candle(s) (and Pole Coupler(s)) Made in Canada
(Poles made in (China) (Mexico).)

Lamp

(Product Name)

KEEP OUT OF REACH OF CHILDREN

If pad is swallowed, call 1-800-558-5252

Do not use indoors, in a tent or enclosed area.

Read Directions for Use and Precautionary Statements on outer package carefully.

Do not move when lit.

Do not place near underground wires or gas lines.

Make sure pole is inserted securely (and straight). **TEST TO ENSURE POLE DOES NOT TIP EASILY.**

Do not remove hanging lantern from pole.

(Replace pad and candle when candle is used up.)

(Use only (Product Name) (OFF!) pads and candles.)

NEVER BURN CANDLE UNATTENDED.

(Do not place (Product Name) near combustible materials such as dry vegetation, clothing, or fuels.)

Manufactured for: S.C. Johnson and Son, Inc., Racine, WI 53403-2236

Patents Pending

(SC Johnson A Family Company)

Lamp Vent Top

ATTENTION HOT SURFACE

13/24

SLIDE PAD IN SLOT

Pad Pouch

OFF! Repellent Pad

KEEP OUT OF REACH OF CHILDREN.

CAUTION: HARMFUL IF SWALLOWED OR INHALED.
SEE OUTER CARTON FOR ADDITIONAL PRECAUTIONARY STATEMENTS.

ACTIVE INGREDIENT:

d-cis/trans allethrin.....21.97%.

INERT INGREDIENTS.....78.03%

QUESTIONS? COMMENTS?

Call 800-558-5252 or write Helen Johnson

Sold by: ©2001 S.C. Johnson & Son, Inc.,

Racine, WI 53403-2236 U.S.A.

All Rights Reserved. Made in Italy. EPA Reg. No. 4822-469, EPA Est. No. 43917-ITA-1

NET CONTENTS: 1 PAD NET WT .057 OZ

Pad is designed to taste bitter to help prevent ingestion. Be sure to wash hands after handling.
(Contains Bitrex.) (Bitrex ® is a trademark of Macfarlan Smith, Ltd.)

Pad

(OFF! (Repellent) Pad)

Insert

(Pad is designed to taste bitter to help prevent ingestion. Be sure to wash hands after handling.)
(Contains Bitrex.) (Bitrex ® is a trademark of Macfarlan Smith, Ltd.)

(Remove this insert before using.)

(Pads are designed to release repellent when heated by candle.) (Pad color will change during use. Do not change pad until candle is used up.) (When candle is used-up and will not relight, replace both candle and pad.) (Expect a small amount of wax to remain in bottom of candle cup.) (Change candle and pad at same time.)

14/24

Short Hanging Lamp - Starter Kit

Outer Container

Repellent LMO

ACTIVE INGREDIENT:

d-cis/trans allethrin.....21.97%

INERT INGREDIENTS.....78.03%

Keep out of reach of children.

CAUTION: For detailed use directions and safety information, see (side) (back) (bottom) panel(s).

NET WT.: XX oz.

CONTAINS:

(1 (Plastic) (Stake) (Rod))

(1 Reusable (Hanging) Lamp(s))

(1 Mosquito Repellent Pad)

(1 Candle)

(SC Johnson A Family Company)

(Helpful Hints) (Troubleshooting):

(Protection is not immediate.) (Allow time for candle to heat (mosquito repellent) pad.) (High humidity may increase time before repellent is released.)

(Pads are designed to release repellent when heated by candle.) (Pad color will change during use. Do not change pad until candle is used up.) (When candle is used up and will not relight, replace both candle and pad.) (Expect a small amount of wax to remain in bottom of candle cup.) (Change candle and pad at same time.)

(Use one (Product Name) in an area as large as ((an average size deck or patio) (15' by 15') (225 square feet)). (Use two or more (Product Name(s)) in larger areas.)

(It is normal for the pad to emit some smoke when product is in use.)

(Pad is designed to taste bitter to help prevent ingestion. Be sure to wash hands after handling.) (Contains Bitrex.) (Bitrex ® is a trademark of Macfarlan Smith, Ltd.)

(Place product upwind (for maximum protection).)

(Make sure rod is inserted securely (and straight). TEST TO ENSURE ROD DOES NOT TIP EASILY.) (Do not use hammer to insert rod.) (If ground is too hard, use water to soften ground.)

15/24

Precautionary Statements

Hazards to humans and domestic animals

Caution: Harmful if swallowed or inhaled. Avoid breathing vapors. Keep out of reach of children. For outdoor use only. Do not use indoors, in a tent or enclosed area. Attention, colored vent top is hot while in use.

Pad is designed to taste bitter to help prevent ingestion. Be sure to wash hands after handling. (Contains Bitrex.) (Bitrex ® is a trademark of Macfarlan Smith, Ltd.)

(Note to reviewer: Boxed format or bullets may be used in First aid section if label space permits)

First aid

Have the product container or label with you when calling a poison control center or doctor, or going for treatment.

If swallowed: Call a poison control center or doctor immediately for treatment advice. Have person sip a glass of water if able to swallow. Do not induce vomiting unless told to do so by a poison control center or doctor. Do not give anything by mouth to an unconscious person.

If inhaled: Move person to fresh air. If person is not breathing, call 911 or an ambulance, then give artificial respiration, preferably mouth-to-mouth if possible. Call a poison control center or doctor for further treatment advice.

Environmental hazards

This pesticide is highly toxic to fish. Do not apply directly to water. Drift from treated areas may be hazardous to organisms in adjacent aquatic sites.

Physical and chemical hazards

Do not cover lamp top with any foreign material while in use. Before lighting candle make sure wick is trimmed to ¼ inch. To avoid fire hazard, do not place pads, matches or other foreign matter near candle flame. Never cut, bend or alter shape of pad. Do not move when lit. Use rod per instructions; do not use for any other purposes. Do not remove hanging lamp from rod. Make sure rod is inserted securely (and straight). **TEST TO ENSURE ROD DOES NOT TIP EASILY.** Do not place near underground wires or gas lines. Pads may cause staining – avoid contact with other surfaces. Do not place (Product Name) near combustible materials such as dry vegetation, clothing, or fuels. **NEVER BURN CANDLE UNATTENDED.** Failure to follow these instructions could result in personal injury or property damage.

Do not use anything other than (Product Name) (OFF!) pads and candles in lamp. S.C. Johnson & Son, Inc. will not be held responsible for damage, injury or poor performance caused by the use of other pads and candles.

STORAGE: Prolonged storage of repellent pads in outdoor conditions may decrease effectiveness. Store unused pads in an area inaccessible to children and pets.

DISPOSAL: Before disposing, empty package by using the product according to the label.

Pad: Place exhausted pad in trash. Candle: After allowing exhausted candle to cool, place cup in trash. Unused pads: Call your local solid waste agency or **1-800-529-3394** for disposal instructions. Never place unused product down any indoor or outdoor drain.

{Note to reviewer: Directions may be lettered or numbered on final printed labeling.}

Directions For Use: It is a violation of Federal law to use this product in a manner inconsistent with its labeling.

16/24

(Completely assemble segments)

Insert rod (securely) into stable ground. TEST TO ENSURE ROD DOES NOT TIP EASILY.

Remove lamp base.

Remove enclosed (insert) (and) (mosquito repellent pad) (contents).

Firmly press candle cup onto base post.

Remove repellent pad (from foil pouch) being careful not to cut, bend, or alter pad shape. (Use foil pouch to avoid touching pad.) Gently slide narrow end of pad into slot in top of lamp. (Wash hands.)

Light candle.

Reinstall lamp base. Carefully twist base until it snaps in place. Do not place repellent pad or matches on or in candle cup.

When finished using, carefully remove lamp base and blow out flame. Pad is designed to last as long as candle. (Save any unused candle and pad for (future use) (later).)

NOTE: Move lamp only when cool and not in use.

To Replace Pad/Candle Combination:

(Pads are designed to release repellent when heated by candle.) (Pad color will change during use. Do not change pad until candle is used up.) (When candle is used-up and will not relight, replace both candle and pad.)

Remove lamp base.

Make sure flame is extinguished and lamp is cool before changing pad.

Pull out used pad and slide in new pad. (Wash hands.)

Remove used candle cup and firmly press new candle cup with fresh candle onto base post. To avoid fire hazard, use only (product name) candles.

Light candle.

Reinstall lamp base. Carefully twist base until it snaps in place.

Avoid contamination of food.

Cleaning Instructions:

Before cleaning lamp, extinguish flame and let lamp cool.

Wash with a wet cloth only.

NOTE: To avoid damaging product, be careful not to move or bend metal bar inside of lamp when cleaning.

17/24

EPA Reg. No. 4822-469
EPA Est. No. (...). (Lot number suffix (...) indicates appropriate establishment number.)
Patents Pending
QUESTIONS? COMMENTS?
Call 800-558-5252 or write Helen Johnson
Sold by: ©2001 S.C. Johnson & Son, Inc.,
Racine, WI 53403-2236 U.S.A.
All Rights Reserved.

(www.mosquitoes.com)

Pad(s) Made in Italy
Candle(s) Made in Canada
(Poles made in (China) (Mexico).)

Lamp

(Product Name)

KEEP OUT OF REACH OF CHILDREN

If pad is swallowed, call 1-800-558-5252

Do not use indoors, in a tent or enclosed area.

Read Directions for Use and Precautionary Statements on outer package carefully.

Do not move when lit.

Do not place near underground wires or gas lines.

Make sure rod is inserted securely (and straight). **TEST TO ENSURE ROD DOES NOT TIP EASILY.**

Do not remove hanging lamp from rod.

(Replace pad and candle when candle is used up.)

(Use only (Product Name) (OFF!) pads and candles.)

NEVER BURN CANDLE UNATTENDED.

(Do not place (Product Name) near combustible materials such as dry vegetation, clothing, or fuels.)

Manufactured for S.C. Johnson and Son, Inc., Racine, WI 53403-2236

Patents Pending

(SC Johnson A Family Company)

18/24

Lamp Vent Top

ATTENTION HOT SURFACE

SLIDE PAD IN SLOT

Pad Pouch

OFF! Repellent Pad

KEEP OUT OF REACH OF CHILDREN.

CAUTION: HARMFUL IF SWALLOWED OR INHALED.

SEE OUTER CARTON FOR ADDITIONAL PRECAUTIONARY STATEMENTS.

ACTIVE INGREDIENT:

d-cis/trans allethrin.....21.97%.

INERT INGREDIENTS.....78.03%

QUESTIONS? COMMENTS?

Call 800-558-5252 or write Helen Johnson

Sold by: ©2001 S.C. Johnson & Son, Inc.,

Racine, WI 53403-2236 U.S.A.

All Rights Reserved. Made in Italy. EPA Reg. No. 4822-469, EPA Est. No. 43917-ITA-1

NET CONTENTS: 1 PAD NET WT .057 OZ

Pad is designed to taste bitter to help prevent ingestion. Be sure to wash hands after handling.
(Contains Bitrex.) (Bitrex ® is a trademark of Macfarlan Smith, Ltd.)

Pad

(OFF! (Repellent) Pad)

Insert

(Pad is designed to taste bitter to help prevent ingestion. Be sure to wash hands after handling.)
(Contains Bitrex.) (Bitrex ® is a trademark of Macfarlan Smith, Ltd.)

(Remove this insert before using.)

(Pads are designed to release repellent when heated by candle.) (Pad color will change during use. Do not change pad until candle is used up.) (When candle is used-up and will not relight, replace both candle and pad.) (Expect a small amount of wax to remain in bottom of candle cup.) (Change candle and pad at same time.)

19/24

Refill Kit

Outer Carton

Repellent LMO

ACTIVE INGREDIENT:

d-cis/trans allethrin.....21.97%

INERT INGREDIENTS.....78.03%

Keep out of reach of children.

CAUTION: For detailed use directions and safety information, see (side) (back) (bottom) panel(s).

NET WT.: XX oz.

CONTAINS:

(1) (2) (3) (4) (5) (6) (7) (8) (9) (10) Mosquito Repellent Pad(s)

(1) (2) (3) (4) (5) (6) (7) (8) (9) (10) Candle(s)

(SC Johnson A Family Company)

(New!)

(OFF! Protection That Glows)

((1) (2) (3) (4) (5) (6) (7) (8) (9) (10) Refills)

(OFF!) (Product Name) Mosquito Repellent Pads (included))

(Mosquito protection for areas up to (15 feet by 15 feet) (225 square feet).)

(Candle creates a pleasant glow while warming repellent pad for effective mosquito protection (in an area as large as (15 feet by 15 feet) (225 square feet)).)

((Product Name) (pads) effectively repel(s) mosquitoes from an average size patio for hours.)

((Each refill provides) (Effective) (Fragrance-free) Protection for up to (4) (8) (12) (16) (20) (24) (28) (32) (36) (40) hours.)

(Relaxing, soft light is perfect for outdoor dining, parties or picnics.)

(Multi-Pack) (Twin Pack) (Bonus Pack) (Value Pack) (Backyard Pack) (Patio Pack)

(No exposed flame when in use.)

(Convenient) (Easy to (use) (assemble)) (Portable)

(No tools required for assembly)

20/24

(Effective) (Powerful) (Sturdy) (Durable) ((Unit) (Lamp) (Lantern) lasts for more than one season)

((New!) (Advanced) Pad technology (Repels Mosquitoes)(.)(!))

(Don't forget to purchase (Product Name) refills.) (Refillable.) ((Also) Works with (Product Name) (refills).)

(Also available (alternate brand names for Repellent LMO))

(Helpful Hints) (Troubleshooting):

(Protection is not immediate.) (Allow time for candle to heat (mosquito repellent) pad.) (High humidity may increase time before repellent is released.)

(Pads are designed to release repellent when heated by candle.) (Pad color will change during use. Do not change pad until candle is used up.) (When candle is used up and will not relight, replace both candle and pad.) (Expect a small amount of wax to remain in bottom of candle cup.) (Change candle and pad at same time.)

(Gently slide narrow end of pad into slot in top of unit.) (To avoid fire hazard, do not place pads, matches or other foreign matter on or in candle cup.)

(Use one (Product Name) in an area as large as ((an average size deck or patio) (15' by 15') (225 square feet)). (Use two or more (Product Name(s)) in larger areas.)

(It is normal for the pad to emit some smoke when product is in use.)

(Pad is designed to taste bitter to help prevent ingestion. Be sure to wash hands after handling.) (Contains Bitrex.) (Bitrex ® is a trademark of Macfarlan Smith, Ltd.)

(Place product upwind (for maximum protection).)

Precautionary Statements

Hazards to humans and domestic animals

Caution: Harmful if swallowed or inhaled. Avoid breathing vapors. Keep out of reach of children. For outdoor use only. Do not use indoors, in a tent or enclosed area. Attention, colored vent top is hot while in use.

Pad is designed to taste bitter to help prevent ingestion. Be sure to wash hands after handling. (Contains Bitrex.) (Bitrex ® is a trademark of Macfarlan Smith, Ltd.)

(Note to reviewer: Boxed format or bullets may be used in First aid section if label space permits)

First aid

Have the product container or label with you when calling a poison control center or doctor, or going for treatment.

If swallowed: Call a poison control center or doctor immediately for treatment advice. Have person sip a glass of water if able to swallow. Do not induce vomiting unless told to do so by a poison control center or doctor. Do not give anything by mouth to an unconscious person.

21/24

If inhaled: Move person to fresh air. If person is not breathing, call 911 or an ambulance, then give artificial respiration, preferably mouth-to-mouth if possible. Call a poison control center or doctor for further treatment advice.

Environmental hazards

This pesticide is highly toxic to fish. Do not apply directly to water. Drift from treated areas may be hazardous to organisms in adjacent aquatic sites.

Physical and chemical hazards

Do not cover unit top with any foreign material while in use. Before lighting candle make sure wick is trimmed to ¼ inch. To avoid fire hazard, do not place pads, matches or other foreign matter near candle flame. Never cut, bend or alter shape of pad. Pads may cause staining – avoid contact with other surfaces. Do not place (Product Name) near combustible materials such as dry vegetation, clothing, or fuels. NEVER BURN CANDLE UNATTENDED. Failure to follow these instructions could result in personal injury or property damage.

Do not use anything other than (Product Name) (OFF!) pads and candles in (unit) (OFF! lamp products). S.C. Johnson & Son, Inc. will not be held responsible for damage, injury or poor performance caused by the use of other pads and candles.

STORAGE: Prolonged storage of repellent pads in outdoor conditions may decrease effectiveness. Store unused pads in an area inaccessible to children and pets.

DISPOSAL: Before disposing, empty package by using the product according to the label.

Pad: Place exhausted pad in trash. Candle: After allowing exhausted candle to cool, place cup in trash. Unused pads: Call your local solid waste agency or 1-800-529-3394 for disposal instructions. Never place unused product down any indoor or outdoor drain.

Directions For Use: It is a violation of Federal law to use this product in a manner inconsistent with its labeling.

{Note to reviewer: Directions may be lettered or numbered on final printed labeling.}

To Replace Pad/Candle Combination:

(Pads are designed to release repellent when heated by candle.) (Pad color will change during use. Do not change pad until candle is used up.) (When candle is used-up and will not relight, replace both candle and pad.) Avoid contamination of food.

Detach unit top from base.

Make sure flame is extinguished and unit is cool before changing pad.

Remove used pad from top of unit.

Remove a new repellent pad (from foil pouch) being careful not to cut, bend, or alter pad shape. (Use Foil pouch to avoid touching pad.) Gently slide narrow end of pad into slot in top of unit. (Wash hands.)

IMPORTANT: Remove used candle cup and firmly press new candle cup with fresh candle onto base post. To avoid fire hazard, use only (product name) candles.

Light candle.

22/24

Reattach unit top and base, carefully twisting until they snap in place. Do not place repellent pad or matches on or in candle cup.

EPA Reg. No. 4822-469

EPA Est. No. (...). (Lot number suffix (...) indicates appropriate establishment number.)

Patents Pending

QUESTIONS? COMMENTS?

Call 800-558-5252 or write Helen Johnson

Sold by: ©2001 S.C. Johnson & Son, Inc.,

Racine, WI 53403-2236 U.S.A.

All Rights Reserved.

www.mosquitoes.com

Pad(s) Made in Italy

Candle(s) Made in Canada

Pad Pouch

OFF! Repellent Pad

KEEP OUT OF REACH OF CHILDREN.

CAUTION: HARMFUL IF SWALLOWED OR INHALED.

SEE OUTER CARTON FOR ADDITIONAL PRECAUTIONARY STATEMENTS.

ACTIVE INGREDIENT:

d-cis/trans allethrin.....21.97%.

INERT INGREDIENTS.....78.03%

QUESTIONS? COMMENTS?

Call 800-558-5252 or write Helen Johnson

Sold by: ©2001 S.C. Johnson & Son, Inc.,

Racine, WI 53403-2236 U.S.A.

All Rights Reserved. Made in Italy.

EPA Reg. No. 4822-469, EPA Est. No. 43917-ITA-1

NET CONTENTS: 1 PAD NET WT .057 OZ

Pad is designed to taste bitter to help prevent ingestion. Be sure to wash hands after handling. (Contains Bitrex.) (Bitrex ® is a trademark of Macfarlan Smith, Ltd.)

Pad

(OFF! (Repellent) Pad)

23/04

Insert

(Pad is designed to taste bitter to help prevent ingestion. Be sure to wash hands after handling.)
(Contains Bitrex.) (Bitrex ® is a trademark of Macfarlan Smith, Ltd.)

(Remove this insert before using.)

(Pads are designed to release repellent when heated by candle.) (Pad color will change during use. Do not change pad until candle is used up.) (When candle is used-up and will not relight, replace both candle and pad.) (Expect a small amount of wax to remain in bottom of candle cup.) (Change candle and pad at same time.)

24/04



A FAMILY COMPANY

S. C. Johnson & Son, Inc.
1525 Howe Street
Racine, WI 53403-2236
262.260.2000

November 6, 2002

Ms. Joyce Edwards
Document Processing Desk (NOTIF)
Office of Pesticide Programs (7504C)
U.S. Environmental Protection Agency
Room 266A, Crystal Mall 2
1921 Jefferson Davis Highway
Arlington, VA 22202

Subject: Repellent LMO
EPA Reg. No. 4822-469
Notification of change to phone number in Disposal section

Dear Ms. Edwards:

S.C. Johnson & Son, Inc. recently realized that the telephone number in the Disposal section of our registered labels needs to be corrected from 800-558-5252 to 800-529-3394. Stuart McArthur of SCJ contacted each of the PM teams involved in our various company registrations, Anne Sibold of PM 10, Linda DeLouise of PM 15, Tom Harris, and Jim Downing of BPPD to discuss how this might be accomplished procedurally. Each advised that this correction should be handled via notification. By means of this letter, we wish to officially notify the Agency of this minor change to the subject product label.

To facilitate these changes, we have enclosed a fully executed Application for Pesticide Registration and two copies of the revised labeling. For your convenience, the revision has been marked in *bold italics*.

If you could return the enclosed notification response form in the self addressed, stamped envelope provided, it would be very much appreciated. If I can assist you in any way, please do not hesitate to contact me at (262) 260-2686.

Sincerely,

Ms. Kelly K. Rahn
Registration Specialist

CC: J. Wallace
Enclosures

