

4822-469

1/17/2001

1/22

Master Label for Repellent LMO

Base Lamp - Starter Kit

Outer Container

Repellent LMO

ACTIVE INGREDIENT:

d-cis/trans allethrin.....21.97%

INERT INGREDIENTS.....78.03%

Keep out of reach of children.

CAUTION: For detailed use directions and safety information, see (side) (back) (bottom) panel(s).

NET WT.: XX oz.

CONTAINS:

((1) (2) (3) Reusable Lamp(s))

(1) (2) (3) (4) (5) (6) (7) (8) (9) (10) Mosquito Repellent Pad(s)

(1) (2) (3) (4) (5) (6) (7) (8) (9) (10) Candle(s)

(SC Johnson A Family Company)

(New!)

(OFF! Protection That Glows)

((1) (2) (3) (4) (5) (6) (7) (8) (9) (10) Refills)

(OFF!) (Product Name) Mosquito Repellent Pads (included))

(Mosquito protection for areas up to (15 feet by 15 feet) (225 square feet).)

(Candle creates a pleasant glow while warming repellent pad for effective mosquito protection (in an area as large as (15 feet by 15 feet) (225 square feet)).)

((Product Name) (pads) effectively repel(s) mosquitoes from an average size patio for hours.)


((Effective) (Fragrance-free) Protection for up to (4) (8) (12) (16) (20) (24) (28) (32) (36) (40) hours.)

(Relaxing, soft light is perfect for outdoor dining, parties or picnics.)

(Multi-Pack) (Twin Pack) (Bonus Pack) (Value Pack) (Backyard Pack) (Patio Pack)

(No exposed flame when in use.)

(Convenient) (Easy to (use) (assemble)) (Portable)



(No tools required for assembly)

(Effective) (Powerful) (Sturdy) (Durable) (Lasts for more than one season)

((New!)) (Advanced) Pad technology (Repels Mosquitoes.)

(Don't forget to purchase (Product Name) refills.) (Refillable.) ((Also) Works with (Product Name) (refills).)

(Also available (alternate brand names for Repellent LMO))

(Helpful Hints) (Troubleshooting):

(Protection is not immediate.) (Allow time for candle to heat (mosquito repellent) pad.) (Do not use in windy conditions.) (High humidity or cool temperatures may increase time before repellent is released.)

(Pads are designed to release repellent when heated by candle.) (Pad color will change during use. Do not change pad until candle is used up.) (When candle is used-up, replace both candle and pad.) (Change at same time.)

(Use one (Product Name) in an area as large as an average size deck or patio ((15' by 15') (225 square feet)). (Use two or more (Product Name(s)) in larger areas.)

(It is normal for some smoking to occur as repellent is released.)

(Pad is designed to taste bitter to help prevent ingestion. Be sure to wash hands after handling.) (Contains Bitrex.)

(Place product upwind (for maximum protection).)

(To clear mosquitoes from under table, place underneath (table) for a few minutes.) (Keep level)

Precautionary Statements

Hazards to human and domestic animals

Caution: Harmful if swallowed or inhaled. Avoid breathing vapors. Keep out of reach of children. For outdoor use only. Do not use indoor, in a tent or enclosed area. Attention, colored vent top is hot while in use.

Pad is designed to taste bitter to help prevent ingestion. Be sure to wash hands after handling. (Contains Bitrex.)

First aid

If swallowed: Call a poison control center or doctor immediately for treatment advice. Have person sip a glass of water if able to swallow. Do not induce vomiting unless told to do so by a poison control center or doctor. Do not give anything by mouth to an unconscious person.

If inhaled: Move victim to fresh air. If not breathing, give artificial respiration, preferably mouth-to-mouth. Get medical attention.

3/22

Environmental hazards

This pesticide is highly toxic to fish. Do not apply directly to water. Drift from treated areas may be hazardous to organisms in adjacent aquatic sites.

Physical and chemical hazards

Place on level, stable surfaces. Do not cover lamp top with any foreign material while in use. Before lighting candle make sure wick is trimmed to ¼ inch. To avoid fire hazard, do not place pads, matches or other foreign matter near candle flame. Never cut, bend or alter shape of pad. Pads may cause staining – avoid contact with other surfaces. Do not place (Product Name) near combustible materials such as dry vegetation, clothing, fabrics, wood structures, or fuels. NEVER BURN CANDLE UNATTENDED. Failure to follow these instructions could result in personal injury or property damage.

Do not use anything other than (Product Name) (OFF!) pads and candles in lamp. S.C. Johnson & Son, Inc. will not be held responsible for damage, injury or poor performance caused by the use of other pads and candles.

STORAGE: Prolonged storage of repellent pads in outdoor conditions may decrease effectiveness. Store unused pads in an area inaccessible to children and pets.


DISPOSAL: Securely wrap exhausted pad in newspaper and place in trash. After allowing exhausted candle to cool, securely wrap in newspaper and place in trash.

Directions For Use: It is a violation of Federal law to use this product in a manner inconsistent with its labeling.

To Use Starter Kit:

- (1) (A) Place lamp on a level, stable area.
- (2) (B) Remove lamp top.
- (3) (C) Make sure candle cup is secured onto base post.
- (4) (D) Remove enclosed (insert) (and) (mosquito repellent pad) (contents).
- (5) (E) (Tear pouch at notch.) Remove repellent pad (from foil pouch) being careful not to cut, bend, or alter pad shape. (Use foil pouch to avoid touching pad.) Gently slide narrow end of pad in top of lamp. (Wash hands.)
- (6) (F) Light candle.
- (7) (G) Reinstall lamp top. Carefully twist top until it snaps in place.
- (8) (H) When finished using, carefully remove lamp top and blow out flame. Pad is designed to last as long as candle. (Save any unused candle and pad for (future use) (later).)

NOTE: Be careful when moving lit lamp. Wax may spill.



4/22

To Replace Pad/Candle Combination:

(Pads are designed to release repellent when heated by candle.) (Pad color will change during use. Do not change pad until candle is used up.) (When candle is used-up, replace both candle and pad.)

- (1) (A) Remove lamp top.
- (2) (B) Make sure flame is extinguished and lamp is cool before changing pad.
- (3) (C) Pull out used pad and slide in new pad. (Wash hands.)
- (4) (D) Remove used candle cup and insert a new cup and candle.
- (5) (E) Light candle.
- (6) (F) Reinstall lamp top. Carefully twist top until it snaps in place.

Cleaning Instructions:

- (1) (A) Before cleaning lamp, extinguish flame and let lamp cool.
- (2) (B) Wash with a wet cloth only.

NOTE: To avoid damaging product, be careful not to move or bend metal bar inside of lamp when cleaning.

EPA Reg. No. 4822-469

EPA Est. No. (...). (Lot number suffix (...) indicates appropriate establishment number.)

Patents Pending

QUESTIONS? COMMENTS?

Call 800-558-5252 or write

Helen Johnson

Sold by: ©2000 S.C. Johnson & Son, Inc.,

Racine, WI 53403-2236 U.S.A.

All Rights Reserved.

www.mosquitoes.com

Pad Made in Italy


Candle Made in Canada

Lamp

(Product Name)

KEEP OUT OF REACH OF CHILDREN

If pad is swallowed, call 1-800-558-5252



5/22

Do not use indoors, in a tent or enclosed area.

Read Directions for Use and Precautionary Statements on outer package carefully.

(For best results, place on a level, stable surface.)

(Replace pad and candle when candle is used up.)

(Use only (Product Name) (OFF!) pads and candles.)

NEVER BURN CANDLE UNATTENDED.

(Do not place (Product Name) near combustible materials such as dry vegetation, clothing, fabrics, wood structures, or fuels.

Manufactured for: S.C. Johnson and Son, Inc., Racine, WI 53403-2236

Patents Pending

(SC Johnson A Family Company)

Lamp Vent Top

ATTENTION HOT SURFACE

ATTENTION HOT SURFACE

Pad Pouch

OFF! Repellent Pad

KEEP OUT OF REACH OF CHILDREN.

CAUTION: HARMFUL IF SWALLOWED OR INHALED.

SEE OUTER CARTON FOR ADDITIONAL PRECAUTIONARY STATEMENTS.

ACTIVE INGREDIENT:

d-cis/trans allethrin.....21.97%

INERT INGREDIENTS.....78.03%

QUESTIONS? COMMENTS?

Call 800-558-5252 or write

Helen Johnson

Sold by: ©2000 S.C. Johnson & Son, Inc.,

Racine, WI 53403-2236 U.S.A.

All Rights Reserved. Made in Italy. EPA Reg No. 4822-469, EPA Est No 43917-ITA-1

NET CONTENTS: 1 PAD NET WT .057 OZ

6/22

Pad is designed to taste bitter to help prevent ingestion. Be sure to wash hands after handling.
(Contains Bitrex.)

Pad

(OFF! (Repellent) Pad)

Insert

(Pad is designed to taste bitter to help prevent ingestion. Be sure to wash hands after handling.)
(Contains Bitrex.)

(Remove this insert before using.)

(Pads are designed to release repellent when heated by candle.) (Pad color will change during use. Do not change pad until candle is used up.) (When candle is used-up, replace both candle and pad.)

7/22

Hanging Lamp - Starter Kit

Outer Container

Repellent LMO

ACTIVE INGREDIENT:

d-cis/trans allethrin.....21.97%

INERT INGREDIENTS.....78.03%

Keep out of reach of children.

CAUTION: For detailed use directions and safety information, see (side) (back) (bottom) panel(s).

NET WT.: XX oz.

CONTAINS:

((1) (2) (3) Reusable Hanging Lamp(s))
(sectional pole(s))

(1) (2) (3) (4) (5) (6) (7) (8) (9) (10) Mosquito Repellent Pad(s)

(1) (2) (3) (4) (5) (6) (7) (8) (9) (10) Candle(s)

(SC Johnson A Family Company)

(New!)

(OFF! Protection That Glows)

((1) (2) (3) (4) (5) (6) (7) (8) (9) (10) Refills)

(OFF!) (Product Name) Mosquito Repellent Pads (included))

(Mosquito protection for areas up to (15 feet by 15 feet) (225 square feet).)

(Candle creates a pleasant glow while warming repellent pad for effective mosquito protection (in an area as large as (15 feet by 15 feet) (225 square feet)).)

((Product Name) (pads) effectively repel(s) mosquitoes from an average size patio for hours.)

((Effective) (Fragrance-free) Protection for up to (4) (8) (12) (16) (20) (24) (28) (32) (36) (40) hours.)

(Relaxing, soft light is perfect for outdoor dining, parties or picnics.)

(Multi-Pack) (Twin Pack) (Bonus Pack) (Value Pack) (Backyard Pack) (Patio Pack)

(No exposed flame when in use.)

(Convenient) (Easy to (use) (assemble)) (Portable)

(No tools required for assembly)

(Effective) (Powerful) (Sturdy) (Durable) (Lasts for more than one season)

((New!)) (Advanced) Pad technology (Repels Mosquitoes).)

(Don't forget to purchase (Product Name) refills.) (Refillable.) ((Also) Works with (Product Name) (refills).)

(Also available (alternate brand names for Repellent LMO))

(Helpful Hints) (Troubleshooting):

(Protection is not immediate.) (Allow time for candle to heat (mosquito repellent) pad.) (Do not use in windy conditions.) (High humidity or cool temperatures may increase time before repellent is released.)

(Pads are designed to release repellent when heated by candle.) (Pad color will change during use. Do not change pad until candle is used up.) (When candle is used-up, replace both candle and pad.) (Change at same time.)

(Use one (Product Name) in an area as large as an average size deck or patio ((15' by 15') (225 square feet)). (Use two or more (Product Name(s)) in larger areas.)

(It is normal for some smoking to occur as repellent is released.)

(Pad is designed to taste bitter to help prevent ingestion. Be sure to wash hands after handling.) (Contains Bitrex.)

(Place product upwind (for maximum protection).)

(Make sure pole is inserted securely (and straight). TEST TO ENSURE POLE DOES NOT TIP EASILY.) (Do not use hammer to insert pole.) (If ground is too hard, use water to soften ground.)

((2-piece) (3-piece) (4-piece) (5-piece) (6-piece) sectional pole included)

(Assembles to (approximately) (3) (4) (5) (6) feet high)

Precautionary Statements

Hazards to human and domestic animals

Caution: Harmful if swallowed or inhaled. Avoid breathing vapors. Keep out of reach of children. For outdoor use only. Do not use indoor, in a tent or enclosed area. Attention, colored vent top is hot while in use.

Pad is designed to taste bitter to help prevent ingestion. Be sure to wash hands after handling. (Contains Bitrex.)

First aid

If swallowed: Call a poison control center or doctor immediately for treatment advice. Have person sip a glass of water if able to swallow. Do not induce vomiting unless told to do so by a poison control center or doctor. Do not give anything by mouth to an unconscious person.

9/22

If inhaled: Move victim to fresh air. If not breathing, give artificial respiration, preferably mouth-to-mouth. Get medical attention.

Environmental hazards

This pesticide is highly toxic to fish. Do not apply directly to water. Drift from treated areas may be hazardous to organisms in adjacent aquatic sites.

Physical and chemical hazards

Do not cover lamp top with any foreign material while in use. Before lighting candle make sure wick is trimmed to ¼ inch. To avoid fire hazard, do not place pads, matches or other foreign matter near candle flame. Never cut, bend or alter shape of pad. Do not move when lit. Use pole per instructions; do not use for any other purposes. Do not remove hanging lamp from pole. Make sure pole is inserted securely (and straight). Remove all pole sections from ground when not in use to minimize tripping hazard. **TEST TO ENSURE POLE DOES NOT TIP EASILY.** Do not place near underground wires or gas lines. Pads may cause staining – avoid contact with other surfaces. Do not place (Product Name) near combustible materials such as dry vegetation, clothing, fabrics, wood structures, or fuels. **NEVER BURN CANDLE UNATTENDED.** Failure to follow these instructions could result in personal injury or property damage.

Do not use anything other than (Product Name) (OFF!) pads and candles in lamp. S.C. Johnson & Son, Inc. will not be held responsible for damage, injury or poor performance caused by the use of other pads and candles.

STORAGE: Prolonged storage of repellent pads in outdoor conditions may decrease effectiveness. Store unused pads in an area inaccessible to children and pets.

DISPOSAL: Securely wrap exhausted pad in newspaper and place in trash. After allowing exhausted candle to cool, securely wrap in newspaper and place in trash.

Directions For Use: It is a violation of Federal law to use this product in a manner inconsistent with its labeling.

To Use Starter Kit:

- (1) (A) (Completely assemble pole segments (including top section) (before inserting into ground).) (Tap couplers onto pole.) (Make sure colored segment is at the bottom.)
- (2) (B) Insert pole (securely) into stable ground. **TEST TO ENSURE POLE DOES NOT TIP EASILY.**
- (3) (C) Remove lamp base.
- (4) (D) Remove enclosed (insert) (and) (mosquito repellent pad) (contents).
- (5) (E) Make sure candle cup is secured onto base post.
- (6) (F) (Tear pouch at notch.) Remove repellent pad (from foil pouch) being careful not to cut, bend, or alter pad shape. (Use foil pouch to avoid touching pad.) Gently slide narrow end of pad in top of lamp. (Wash hands.)
- (7) (G) Light candle.

(8) (H) Reinstall lamp base. Carefully twist base until it snaps in place.

(9) (I) When finished using, carefully remove lamp base and blow out flame. Pad is designed to last as long as candle. (Save any unused candle and pad for (future use) (later).)

NOTE: Move lamp only when cool and not in use. To remove pole from ground, grasp pole at bottom. Be sure all pole sections are removed from ground.

To Replace Pad/Candle Combination:

(Pads are designed to release repellent when heated by candle.) (Pad color will change during use. Do not change pad until candle is used up.) (When candle is used-up, replace both candle and pad.)

(1) (A) Remove lamp base.

(2) (B) Make sure flame is extinguished and lamp is cool before changing pad.

(3) (C) Pull out used pad and slide in new pad. (Wash hands.)

(4) (D) Remove used candle cup and insert a new cup and candle.

(5) (E) Light candle.

(6) (F) Reinstall lamp base. Carefully twist base until it snaps in place.

Cleaning Instructions:

(1) (A) Before cleaning lamp, extinguish flame and let lamp cool.

(2) (B) Wash with a wet cloth only.

NOTE: To avoid damaging product, be careful not to move or bend metal bar inside of lamp when cleaning.

EPA Reg. No. 4822-469

EPA Est. No. (...). (Lot number suffix (...) indicates appropriate establishment number.)

Patents Pending

QUESTIONS? COMMENTS?

Call 800-558-5252 or write

Helen Johnson

Sold by: ©2000 S.C. Johnson & Son, Inc.,

Racine, WI 53403-2236 U.S.A.

All Rights Reserved.

www.mosquitoes.com

Pad Made in Italy

Candle Made in Canada

(Poles made in (China) (Mexico).)

11/22

Lamp

(Product Name)

KEEP OUT OF REACH OF CHILDREN

If pad is swallowed, call 1-800-558-5252

Do not use indoors, in a tent or enclosed area.

Read Directions for Use and Precautionary Statements on outer package carefully.

Do not move when lit.

Do not place near underground wires or gas lines.

Make sure pole is inserted securely (and straight). TEST TO ENSURE POLE DOES NOT TIP EASILY.

Do not remove hanging lamp from pole.

(Replace pad and candle when candle is used up.)

(Use only (Product Name) (OFF!) pads and candles.)

NEVER BURN CANDLE UNATTENDED.

(Do not place (Product Name) near combustible materials such as dry vegetation, clothing, fabrics, wood structures, or fuels.

Manufactured for: S.C. Johnson and Son, Inc., Racine, WI 53403-2236

Patents Pending

(SC Johnson A Family Company)

Lamp Vent Top

ATTENTION HOT SURFACE

ATTENTION HOT SURFACE

Pad Pouch

OFF! Repellent Pad

KEEP OUT OF REACH OF CHILDREN.

CAUTION: HARMFUL IF SWALLOWED OR INHALED.

12/22

SEE OUTER CARTON FOR ADDITIONAL PRECAUTIONARY STATEMENTS.

ACTIVE INGREDIENT:

d-cis/trans allethrin.....21.97%.

INERT INGREDIENTS.....78.03%

QUESTIONS? COMMENTS?

Call 800-558-5252 or write

Helen Johnson

Sold by: ©2000 S.C. Johnson & Son, Inc.,

Racine, WI 53403-2236 U.S.A.

All Rights Reserved. Made in Italy. EPA Reg. No. 4822-469, EPA Est. No 43917-ITA-1

NET CONTENTS: 1 PAD NET WT .057 OZ

Pad is designed to taste bitter to help prevent ingestion. Be sure to wash hands after handling.
(Contains Bitrex.)

Pad

(OFF! (Repellent) Pad)

Insert

(Pad is designed to taste bitter to help prevent ingestion. Be sure to wash hands after handling.)
(Contains Bitrex.)

(Remove this insert before using.)

(Pads are designed to release repellent when heated by candle.) (Pad color will change during use. Do not change pad until candle is used up.) (When candle is used-up, replace both candle and pad.)

13/22

Short Hanging Lamp - Starter Kit

Outer Container

Repellent LMO

ACTIVE INGREDIENT:

d-cis/trans allethrin.....21.97%

INERT INGREDIENTS.....78.03%

Keep out of reach of children.

CAUTION: For detailed use directions and safety information, see (side) (back) (bottom) panel(s).

NET WT.: XX oz.

CONTAINS:

(1 (Plastic) (Stake) (Rod))

(1 Reusable (Hanging) Lamp(s))

(1 Mosquito Repellent Pad)

(1 Candle)

(SC Johnson A Family Company)

(Helpful Hints) (Troubleshooting):

(Protection is not immediate.) (Allow time for candle to heat (mosquito repellent) pad.) (Do not use in windy conditions.) (High humidity or cool temperatures may increase time before repellent is released.)

(Pads are designed to release repellent when heated by candle.) (Pad color will change during use. Do not change pad until candle is used up.) (When candle is used-up, replace both candle and pad.) (Change at same time.)

(Use one (Product Name) in an area as large as an average size deck or patio ((15' by 15') (225 square feet)). (Use two or more (Product Name(s)) in larger areas.)

(It is normal for some smoking to occur as repellent is released.)

(Pad is designed to taste bitter to help prevent ingestion. Be sure to wash hands after handling.) (Contains Bitrex.)

(Place product upwind (for maximum protection).)

(Make sure rod is inserted securely (and straight). TEST TO ENSURE ROD DOES NOT TIP EASILY.) (Do not use hammer to insert rod.) (If ground is too hard, use water to soften ground.)

14/22

Precautionary Statements

Hazards to human and domestic animals

Caution: Harmful if swallowed or inhaled. Avoid breathing vapors. Keep out of reach of children. For outdoor use only. Do not use indoor, in a tent or enclosed area. Attention, colored vent top is hot while in use.

Pad is designed to taste bitter to help prevent ingestion. Be sure to wash hands after handling. (Contains Bitrex.)

First aid

If swallowed: Call a poison control center or doctor immediately for treatment advice. Have person sip a glass of water if able to swallow. Do not induce vomiting unless told to do so by a poison control center or doctor. Do not give anything by mouth to an unconscious person.

If inhaled: Move victim to fresh air. If not breathing, give artificial respiration, preferably mouth-to-mouth. Get medical attention.

Environmental hazards

This pesticide is highly toxic to fish. Do not apply directly to water. Drift from treated areas may be hazardous to organisms in adjacent aquatic sites.

Physical and chemical hazards

Do not cover lamp top with any foreign material while in use. Before lighting candle make sure wick is trimmed to ¼ inch. To avoid fire hazard, do not place pads, matches or other foreign matter near candle flame. Never cut, bend or alter shape of pad. Do not move when lit. Use rod per instructions; do not use for any other purposes. Do not remove hanging lamp from rod. Make sure rod is inserted securely (and straight). **TEST TO ENSURE ROD DOES NOT TIP EASILY.** Do not place near underground wires or gas lines. Pads may cause staining – avoid contact with other surfaces. Do not place (Product Name) near combustible materials such as dry vegetation, clothing, fabrics, wood structures, or fuels. **NEVER BURN CANDLE UNATTENDED.** Failure to follow these instructions could result in personal injury or property damage.

Do not use anything other than (Product Name) (OFF!) pads and candles in lamp. S.C. Johnson & Son, Inc. will not be held responsible for damage, injury or poor performance caused by the use of other pads and candles.

STORAGE: Prolonged storage of repellent pads in outdoor conditions may decrease effectiveness. Store unused pads in an area inaccessible to children and pets.

DISPOSAL: Securely wrap exhausted pad in newspaper and place in trash. After allowing exhausted candle to cool, securely wrap in newspaper and place in trash.

Directions For Use: It is a violation of Federal law to use this product in a manner inconsistent with its labeling.

To Use Starter Kit:

(1) (A) (Completely assemble segments)

(2) (B) Insert rod (securely) into stable ground. **TEST TO ENSURE ROD DOES NOT TIP EASILY.**

(3) (C) Remove lamp base.

- (4) (D) Remove enclosed (insert) (and) (mosquito repellent pad) (contents).
- (5) (E) Make sure candle cup is secured onto base post.
- (6) (F) (Tear pouch at notch.) Remove repellent pad (from foil pouch) being careful not to cut, bend, or alter pad shape. (Use foil pouch to avoid touching pad.) Gently slide narrow end of pad in top of lamp. (Wash hands.)
- (7) (G) Light candle.
- (8) (H) Reinstall lamp base. Carefully twist base until it snaps in place.
- (9) (I) When finished using, carefully remove lamp base and blow out flame. Pad is designed to last as long as candle. (Save any unused candle and pad for (future use) (later).)

NOTE: Move lamp only when cool and not in use.

To Replace Pad/Candle Combination:

(Pads are designed to release repellent when heated by candle.) (Pad color will change during use. Do not change pad until candle is used up.) (When candle is used-up, replace both candle and pad.)

- (1) (A) Remove lamp base.
- (2) (B) Make sure flame is extinguished and lamp is cool before changing pad.
- (3) (C) Pull out used pad and slide in new pad. (Wash hands.)
- (4) (D) Remove used candle cup and insert a new cup and candle.
- (5) (E) Light candle.
- (6) (F) Reinstall lamp base. Carefully twist base until it snaps in place.

Cleaning Instructions:

- (1) (A) Before cleaning lamp, extinguish flame and let lamp cool.
- (2) (B) Wash with a wet cloth only.

NOTE: To avoid damaging product, be careful not to move or bend metal bar inside of lamp when cleaning.

EPA Reg. No. 4822-469

EPA Est. No. (...). (Lot number suffix (...) indicates appropriate establishment number.)

Patents Pending

QUESTIONS? COMMENTS?

Call 800-558-5252 or write

Helen Johnson

16/22

Sold by: ©2000 S.C. Johnson & Son, Inc.,
Racine, WI 53403-2236 U.S.A.
All Rights Reserved.

(www.mosquitoes.com)

Pad Made in Italy

Candle Made in Canada

(Poles made in (China) (Mexico).)

Lamp

(Product Name)

KEEP OUT OF REACH OF CHILDREN

If pad is swallowed, call 1-800-558-5252

Do not use indoors, in a tent or enclosed area.

Read Directions for Use and Precautionary Statements on outer package carefully.

Do not move when lit.

Do not place near underground wires or gas lines.

Make sure rod is inserted securely (and straight). TEST TO ENSURE ROD DOES NOT TIP EASILY.

Do not remove hanging lamp from rod.

(Replace pad and candle when candle is used up.)

(Use only (Product Name) (OFF!) pads and candles.)

NEVER BURN CANDLE UNATTENDED.

(Do not place (Product Name) near combustible materials such as dry vegetation, clothing, fabrics, wood structures, or fuels.

Manufactured for S.C. Johnson and Son, Inc., Racine, WI 53403-2236

Patents Pending

(SC Johnson A Family Company)

Lamp Vent Top

ATTENTION HOT SURFACE

ATTENTION HOT SURFACE

Pad Pouch

OFF! Repellent Pad

KEEP OUT OF REACH OF CHILDREN.

CAUTION: HARMFUL IF SWALLOWED OR INHALED.

SEE OUTER CARTON FOR ADDITIONAL PRECAUTIONARY STATEMENTS.

ACTIVE INGREDIENT:

d-cis/trans allethrin.....21.97%.

INERT INGREDIENTS.....78.03%

QUESTIONS? COMMENTS?

Call 800-558-5252 or write

Helen Johnson

Sold by: ©2000 S.C. Johnson & Son, Inc.,

Racine, WI 53403-2236 U.S.A.

All Rights Reserved. Made in Italy. EPA Reg. No. 4822-469, EPA Est. No 43917-ITA-1

NET CONTENTS: 1 PAD NET WT .057 OZ

Pad is designed to taste bitter to help prevent ingestion. Be sure to wash hands after handling.
(Contains Bitrex.)

Pad

(OFF! (Repellent) Pad)

Insert

(Pad is designed to taste bitter to help prevent ingestion. Be sure to wash hands after handling.)
(Contains Bitrex.)

(Remove this insert before using.)

(Pads are designed to release repellent when heated by candle.) (Pad color will change during use. Do not change pad until candle is used up.) (When candle is used-up, replace both candle and pad.)

18/22

Refill Kit

Outer Carton

Repellent LMO

ACTIVE INGREDIENT:

d-cis/trans allethrin.....21.97%

INERT INGREDIENTS.....78.03%

Keep out of reach of children.

CAUTION: For detailed use directions and safety information, see (side) (back) (bottom) panel(s).

NET WT.: XX oz.

CONTAINS:

(1) (2) (3) (4) (5) (6) (7) (8) (9) (10) Mosquito Repellent Pad(s)

(1) (2) (3) (4) (5) (6) (7) (8) (9) (10) Candle(s)

(SC Johnson A Family Company)

(New!)

(OFF! Protection That Glows)

((1) (2) (3) (4) (5) (6) (7) (8) (9) (10) Refills)

((OFF!) (Product Name) Mosquito Repellent Pads (included))

(Mosquito protection for areas up to (15 feet by 15 feet) (225 square feet).)

(Candle creates a pleasant glow while warming repellent pad for effective mosquito protection (in an area as large as (15 feet by 15 feet) (225 square feet)).)

((Product Name) (pads) effectively repel(s) mosquitoes from an average size patio for hours.)

((Effective) (Fragrance-free) Protection for up to (4) (8) (12) (16) (20) (24) (28) (32) (36) (40) hours.)

(Relaxing, soft light is perfect for outdoor dining, parties or picnics.)

(Multi-Pack) (Twin Pack) (Bonus Pack) (Value Pack) (Backyard Pack) (Patio Pack)

(No exposed flame when in use.)

(Convenient) (Easy to (use) (assemble)) (Portable)

(No tools required for assembly)

19/22

(Effective) (Powerful) (Sturdy) (Durable) (Lasts for more than one season)

((New!)) (Advanced) Pad technology (Repels Mosquitoes.)

(Don't forget to purchase (Product Name) refills.) (Refillable.) ((Also) Works with (Product Name) (refills).)

(Also available (alternate brand names for Repellent LMO))

(Helpful Hints) (Troubleshooting):

(Protection is not immediate.) (Allow time for candle to heat (mosquito repellent) pad.) (Do not use in windy conditions.) (High humidity or cool temperatures may increase time before repellent is released.)

(Pads are designed to release repellent when heated by candle.) (Pad color will change during use. Do not change pad until candle is used up.) (When candle is used-up, replace both candle and pad.) (Change at same time.)

(Use one (Product Name) in an area as large as an average size deck or patio ((15' by 15') (225 square feet)). (Use two or more (Product Name(s)) in larger areas.)

(It is normal for some smoking to occur as repellent is released.)

(Pad is designed to taste bitter to help prevent ingestion. Be sure to wash hands after handling.) (Contains Bitrex.)

(Place product upwind (for maximum protection).)

Precautionary Statements

Hazards to human and domestic animals

Caution: Harmful if swallowed or inhaled. Avoid breathing vapors. Keep out of reach of children. For outdoor use only. Do not use indoor, in a tent or enclosed area. Attention, colored vent top is hot while in use.

Pad is designed to taste bitter to help prevent ingestion. Be sure to wash hands after handling. (Contains Bitrex.)

First aid

If swallowed: Call a poison control center or doctor immediately for treatment advice. Have person sip a glass of water if able to swallow. Do not induce vomiting unless told to do so by a poison control center or doctor. Do not give anything by mouth to an unconscious person.

If inhaled: Move victim to fresh air. If not breathing, give artificial respiration, preferably mouth-to-mouth. Get medical attention.

Environmental hazards

This pesticide is highly toxic to fish. Do not apply directly to water. Drift from treated areas may be hazardous to organisms in adjacent aquatic sites.

Physical and chemical hazards

Do not cover lamp top with any foreign material while in use. Before lighting candle make sure wick is trimmed to ¼ inch. To avoid fire hazard, do not place pads, matches or other foreign matter near candle flame. Never cut, bend or alter shape of pad. Pads may cause staining – avoid contact with other surfaces. Do not place (Product Name) near combustible materials such as dry vegetation, clothing, fabrics, wood structures, or fuels. **NEVER BURN CANDLE UNATTENDED.** Failure to follow these instructions could result in personal injury or property damage.

Do not use anything other than (Product Name) (OFF!) pads and candles in (lamp) (OFF! lamp products). S.C. Johnson & Son, Inc. will not be held responsible for damage, injury or poor performance caused by the use of other pads and candles.

STORAGE: Prolonged storage of repellent pads in outdoor conditions may decrease effectiveness. Store unused pads in an area inaccessible to children and pets.

DISPOSAL: Securely wrap exhausted pad in newspaper and place in trash. After allowing exhausted candle to cool, securely wrap in newspaper and place in trash.

Directions For Use: It is a violation of Federal law to use this product in a manner inconsistent with its labeling.

{Note to reviewer: Either I or II will be used, but not both}

{I – universal instructions for all lamps}

To Replace Pad/Candle Combination:

(Pads are designed to release repellent when heated by candle.) (Pad color will change during use. Do not change pad until candle is used up.) (When candle is used-up, replace both candle and pad.)

- (1) (A) Detach lamp from base.
- (2) (B) Make sure flame is extinguished and lamp is cool before changing pad.
- (3) (C) Pull out used pad.
- (4) (D) (Tear pouch at notch.) Remove a new repellent pad (from foil pouch) being careful not to cut, bend, or alter pad shape. (Use Foil pouch to avoid touching pad.) Slide in new pad. (Wash hands.)
- (5) (E) Remove used candle cup and insert a new cup and candle.
- (6) (F) Light candle.
- (7) (G) Reattach lamp top and base, carefully twisting until it snaps in place.

{II – lamp-specific instructions}

To Replace Pad/Candle Combination (for) (base lamp product name)):

(Pads are designed to release repellent when heated by candle.) (Pad color will change during use. Do not change pad until candle is used up.) (When candle is used-up, replace both candle and pad.)

- (1) (A) Remove lamp top.
- (2) (B) Make sure flame is extinguished and lamp is cool before changing pad.
- (4) (C) Pull out used pad.
- (4) (D) (Tear pouch at notch.) Remove a new repellent pad (from foil pouch) being careful not to cut, bend, or alter pad shape. (Use Foil pouch to avoid touching pad.) Slide in new pad. (Wash hands.)
- (5) (E) Remove used candle cup and insert a new cup and candle.
- (6) (F) Light candle.
- (7) (G) Reinstall lamp top. Carefully twist top until it snaps in place.

To Replace Pad/Candle Combination (for) (hanging lamp(s) product name(s)):

(Pads are designed to release repellent when heated by candle.) (Pad color will change during use. Do not change pad until candle is used up.) (When candle is used-up, replace both candle and pad.)

- (1) (A) Remove lamp base.
- (2) (B) Make sure flame is extinguished and lamp is cool before changing pad.
- (5) (C) Pull out used pad.
- (4) (D) (Tear pouch at notch.) Remove a new repellent pad (from foil pouch) being careful not to cut, bend, or alter pad shape. (Use Foil pouch to avoid touching pad.) Slide in new pad. (Wash hands.)
- (5) (E) Remove used candle cup and insert a new cup and candle.
- (6) (F) Light candle.
- (7) (G) Reinstall lamp base. Carefully twist base until it snaps in place.

EPA Reg. No. 4822-469

EPA Est. No. (...). (Lot number suffix (...) indicates appropriate establishment number.)

Patents Pending

QUESTIONS? COMMENTS?

Call 800-558-5252 or write

Helen Johnson

Sold by: ©2000 S.C. Johnson & Son, Inc.,

22/22

Racine, WI 53403-2236 U.S.A.
All Rights Reserved.

www.mosquitoes.com

Pad Made in Italy

Candle Made in Canada

Pad Pouch

OFF! Repellent Pad

KEEP OUT OF REACH OF CHILDREN.

CAUTION: HARMFUL IF SWALLOWED OR INHALED.

SEE OUTER CARTON FOR ADDITIONAL PRECAUTIONARY STATEMENTS.

ACTIVE INGREDIENT:

d-cis/trans allethrin.....21.97%.

INERT INGREDIENTS.....78.03%

QUESTIONS? COMMENTS?

Call 800-558-5252 or write

Helen Johnson

Sold by: ©2000 S.C. Johnson & Son, Inc.,

Racine, WI 53403-2236 U.S.A.

All Rights Reserved. Made in Italy. EPA Reg. No. 4822-469, EPA Est. No 43917-ITA-1

NET CONTENTS: 1 PAD NET WT .057 OZ

Pad is designed to taste bitter to help prevent ingestion. Be sure to wash hands after handling.
(Contains Bitrex.)

Pad

(OFF! (Repellent) Pad)

Insert

(Pad is designed to taste bitter to help prevent ingestion. Be sure to wash hands after handling.)
(Contains Bitrex.)

(Remove this insert before using.)

(Pads are designed to release repellent when heated by candle.) (Pad color will change during use. Do not change pad until candle is used up.) (When candle is used-up, replace both candle and pad.)