

4822-278

2/10/2014

1/2



UNITED STATES ENVIRONMENTAL PROTECTION AGENCY
WASHINGTON, D.C. 20460

OFFICE OF CHEMICAL SAFETY
AND POLLUTION PREVENTION

Ms. Sheila Bugalecki
S.C. Johnson & Son, Inc.
1525 Howe Street
Racine, WI 53403-2236

FEB 10 2014

Dear Ms. Bugalecki:

Subject: Application for Pesticide Notification (PRN 98-10)
Add parentheses on hangtag label, Add optional marketing claims
Raid Formula 278 Insect Killer
EPA Reg. No. 4822-278
Your submission dated January 23, 2014

The Agency is in receipt of your Application for Pesticide Notification under Pesticide Registration Notice (PRN) 98-10 dated January 23, 2014 for the above product. The Registration Division (RD) has conducted a review of this request for its applicability under PRN 98-10 and finds the action requested falls within the scope of PRN 98-10. The label submitted with the application has been stamped "Notification" and will be placed in our records.

Please be reminded that 40 CFR Part 156.140(a)(4) requires that a batch code, lot number, or other code identifying the batch of the pesticide distributed and sold be placed on nonrefillable containers. The code may appear either on the label (and can be added by non-notification/PR Notice 98-10) or durably marked on the container itself.


If you have any questions regarding this letter, please contact Dana Pilitt, Ph.D. at (703) 305-7071 or via e-mail at pilitt.dana@epa.gov.

Sincerely,

A handwritten signature in black ink, appearing to read "Richard Gebken".

Richard Gebken
Product Manager 10
Insecticide Branch
Registration Division (7505P)

4822-278 D 487116

	United States Environmental Protection Agency Washington, DC 20460	<input type="checkbox"/> Registration <input type="checkbox"/> Amendment <input checked="" type="checkbox"/> Other	OPP Identifier Number
---	---	--	-----------------------

Application for Pesticide - Section I

1. Company/Product Number S.C. Johnson & Son, Inc. / 4822-278	2. EPA Product Manager Mr. Richard Gebken	3. Proposed Classification <input checked="" type="checkbox"/> None <input type="checkbox"/> Restricted
4. Company/Product (Name) S.C. Johnson & Son, Inc. / Raid Formula 278 Insect Killer	PM# 10	
5. Name and Address of Application (Include ZIP Code) S. C. Johnson & Son, Inc. 1525 Howe Street Racine, WI 53403-2236 <input type="checkbox"/> Check if this is a new address	6. Expedited Review. In accordance with FIFRA Section 3(c)(3)(b)(i), my product is similar or identical in composition and labeling to: EPA Reg. No. _____ Product Name FEB 1 2014	

Section II

<input type="checkbox"/> Amendment – Explain below. <input type="checkbox"/> Submission in response to Agency letter dated _____ <input checked="" type="checkbox"/> Notification – Explain below.	<input type="checkbox"/> Final printed labels in response to Agency letter dated _____ <input type="checkbox"/> "Me Too" Application. <input checked="" type="checkbox"/> Other - Explain below.
--	--

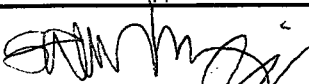
Explanation: Use additional page(s) if necessary. (For Section I and Section II.)

Notification of minor label changes per PR Notice 98-10. Please contact Sheila Bugalecki at SRBugale@scj.com or (262) 260-3550 with any questions or concerns.

Section III

1. Material This Product Will Be Packaged In:						2. Type of Container	
Child-Resistant Packaging <input type="checkbox"/> Yes * <input checked="" type="checkbox"/> No <i>*Certification must be submitted</i>	Unit Packaging <input checked="" type="checkbox"/> Yes <input type="checkbox"/> No If "Yes" Unit Packaging wgt. 0.35 oz.	No. Per container 3	Water Soluble Packaging <input type="checkbox"/> Yes <input checked="" type="checkbox"/> No If "Yes" Package wgt.	No. Per container	<input checked="" type="checkbox"/> Metal <input type="checkbox"/> Plastic <input type="checkbox"/> Glass <input type="checkbox"/> Paper <input type="checkbox"/> Other (Specify)		
3. Location of Net Contents Information <input checked="" type="checkbox"/> Label <input type="checkbox"/> Container		4. Size(s) Retail Container 1.05 oz.		5. Location of Label Directions <input checked="" type="checkbox"/> On Label <input type="checkbox"/> On Labeling accompanying product			
6. Manner in Which Label is Affixed to Product							
<input checked="" type="checkbox"/> Lithograph <input type="checkbox"/> Other <input type="checkbox"/> Paper glued <input type="checkbox"/> Stenciled							

Section IV

1. Contact Point (Complete items directly below for identification of individual to be contacted, if necessary, to process this application)		
Name Sheila Bugalecki	Title Senior Research Scientist	Telephone No. (Include Area Code) (262) 260-3550
I certify that the statements I have made on this form and all attachments thereto are true, accurate and complete. I acknowledge that any knowingly false or misleading statements may be punishable by fine or imprisonment or both under applicable law.		Date Application Received (Stamped)
2. Signature 	3. Title Senior Research Scientist	
4. Typed Name Sheila Bugalecki	5. Date 23 January 2014	

S.C. Johnson & Son, Inc.
1525 Howe Street
Racine, WI 53403-2236
262.260.2000

23 January 2014

Document Processing Desk (NOTIFY)
Office of Pesticide Programs (7504P)
U.S. Environmental Protection Agency
Room S-4900, One Potomac Yard
2777 South Crystal Drive
Arlington, VA 22202-4501
ATTN: Mr. Richard Gebken

via courier

Re: Raid Formula 278 Insect Killer
EPA Reg. No. 4822-278
Notification

Dear Mr. Gebken,

Enclosed please find an application for a notification to the above-mentioned product. Changes, noted below, are captured in the enclosed label in bold, italics and highlighted in yellow.

- Addition of parentheses on hangtag section of label
- Additional optional marketing claims


Please feel free to contact me at any time regarding this submission.

Best Regards,



Sheila Bugalecki
Senior Research Scientist
(262) 260-3550 (phone)
(262) 260-4716 (fax)
SRBugale@scj.com

Enclosure



RAID FORMULA 278 INSECT KILLER

Alternate Brand Names:

Raid Fumigator Fumigating Fogger

ACTIVE INGREDIENT:

Permethrin.....12.6%

OTHER INGREDIENTS:.....87.4%

TOTAL100.00%

NOTIFICATION

FEB 1 2014

KEEP OUT OF REACH OF CHILDREN

CAUTION: See additional precautionary statements (and complete use instructions) on outside carton (back) (inside) (bottom) (side)

Net Wt.

DIRECTIONS FOR USE

It is a violation of Federal law to use this product in a manner inconsistent with its labeling.

General Precautions and Restrictions:



Do not apply this product in a way that will contact adults, children or pets, either directly or through spray drift. Do not use in greenhouses where plants are grown for food. Do not use in livestock quarters or poultry houses. Do not use in aircraft cabins. Do not apply directly into sewers or drains, or to any area like a ditch or gutter where drainage to sewers, storm drains, water bodies, or aquatic habitats can occur. Do not allow the product to enter any drain during or after application. Do not remain in enclosed areas during treatment. Ventilate enclosed areas before returning. Wash hands with soap and water after handling this product. Avoid contamination of food and foodstuffs.

Does not control bed bugs.

To Use This Product Correctly:

Do not use in small, enclosed spaces such as closets, cabinets or under counter or tables. Do not use multiple canisters in a room.

Table 1 [Pictograms for Section "To Use This Product Correctly"]





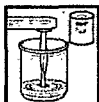
Picture	Description of Picture	Dimension	Pictogram Required or Optional
	Modified EPA Approved Pictogram 2	Not less than 0.75 X 0.5 inches	Required
	Modified EPA Approved Pictogram 1	Not less than 0.75 X 0.5 inches	Required

Before You Fog:

Open cabinets, cupboards, drawers, closets and doors in the areas to be treated. Do not apply when food is present. REMOVE or cover exposed food and dishes. During treatment all food preparation surfaces and utensils should be covered (newspapers may be used) or thoroughly washed before use. REMOVE birds, other pet and plants before application. Tightly cover any water inhabited by fish (such as aquariums and ornamental fish ponds) or remove fish tanks and bowls during treatment. Turn off air flow systems in aquariums. CLOSE outside doors and windows. SHUT OFF fans and air conditioners and temporarily disconnect (smoke) (fog) alarms.

DO NOT OPEN UNTIL READY TO USE. Grasp the foil tab and peel it off of the plastic cup. Remove the metal can from the cup.

Add water to the line near the base of the plastic cup. DO NOT OVER FILL. Place the plastic cup on the floor in the center of the room.

Table 2 [Pictograms for Section "Before You Fog"]			
Picture	Description of Picture	Dimension	Pictogram Required or Optional
	Optional Pictogram Representing "Open cabinets before fogging"	Not less than 0.4 X 0.5 inches	Optional
	EPA Pre-Approved Pictogram 5 Representing "Remove or Cover Exposed Food"	Not less than 0.75 X 0.5 inches	Required
	Optional Pictogram Representing "Peel foil top off plastic cup"	Not less than 0.4 X 0.5 inches	Optional
	Optional Pictogram Representing "Remove metal can"	Not less than 0.4 X 0.5 inches	Optional
	Optional Pictogram Representing "Add water"	Not less than 0.4 X 0.5 inches	Optional




Optional

6/12

To Start Fogging:

Replace the metal can into the plastic cup. **DO NOT INSERT UPSIDE DOWN.**


Fumigation starts within 1-2 minutes. **Vacate the treated house, individual apartment unit, or other structure immediately.** Fill out and place hang-tag on the door to the treated area to alert family and others with access to the treated area not to enter for 3 hours. Keep the outside doors and windows closed and do not re-enter for 3 hours. **Do Not re-enter for 3 hours.**

Table 3 [Pictograms for use in Section "To Start Fogging"]			
Picture	Description of Picture	Dimension	Pictogram Required or Optional
	Optional Pictogram Representing "Replace metal can in plastic cup"	Not less than 0.4 X 0.5 inches	Optional
	Optional Pictogram Representing "Place door hanger to alert others"	Not less than 0.4 X by 0.5 inches	Optional
	Do not reenter for 3 hours	Not less than 0.5 X 0.5 inches	Required immediately above or below directions "Do Not Reenter for 3 hours"

Airing Out:

(Do not re-enter) (Wait) for three (3) hours after application, then open windows, vents and doors for 30 minutes. If an odor is still detected additional ventilation is required. Do not allow adults, children or pets to enter the treated areas, until vapors mists, and aerosols have dispersed, and the treated area has been thoroughly ventilated.

TURN ON SMOKE ALARMS AND AQUARIUMS.

Table 4 [Pictograms for use in the "Airing Out" section]			
Picture	Description of Picture	Dimension	Pictogram Required or Optional
	EPA Pre-Approved Pictogram 6 Representing "Air Out the Room Before Entering"	Not less than 0.75 X 0.5 inches	Required

STORAGE AND DISPOSAL:

STORAGE: Store unused units in this outside carton in a cool, dry area inaccessible to children.

DISPOSAL: Before Disposing, empty the container by using the product according to the label. Do not reuse this container. Place in the trash or offer for recycling if available.

If partially filled: Call your local solid waste agency or 1-800-529-3394 for disposal instructions. Never place unused product down any indoor or outdoor drain.

PRECAUTIONARY STATEMENTS

HAZARDS TO HUMANS AND DOMESTIC ANIMALS

CAUTION: Harmful if swallowed or absorbed through the skin. Causes eye irritation. Avoid contact with skin, eyes or clothing. Breathing (smoke) (fog) may be harmful. Avoid breathing (smoke) (fog).

FIRST AID

IF IN EYES: Hold eye open and rinse slowly and gently with water for 15-20 minutes. Remove contact lenses, if present, after the first 5 minutes, then continue rinsing. Call a poison control center or doctor for treatment advice.

IF ON SKIN: Take off contaminated clothing. Rinse skin immediately with plenty of water for 15-20 minutes. Call a poison control center or doctor for treatment advice.

Have the product container or label with you when calling a poison control center or doctor, or going for treatment.

PHYSICAL OR CHEMICAL HAZARDS

When metal can comes in contact with the water, and for 30 minutes thereafter, the metal can will be hot. This is normal. In order to avoid skin burns, do not touch hot metal can during this time. Heat resistant plastic cup protects the surface where it is placed.

[website may be listed]

Questions? Comments? Call 800-558-5252 (Weekdays 9-9 Eastern time) or Write Helen Johnson

Sold By © [year] S. C. Johnson & Son, Inc. Racine, WI 53403-2236 U. S. A.


All Rights Reserved

EPA Reg. No. 4822-278

EPA Est. No.

Product manufactured and marketed under license from Earth Chemical Co., Ltd.- Japan. Patent No. 4171340

(Made in Canada)



[On Plastic Cup – Front]

Add water to line.

[On Seal Over Plastic Cup]

RAID (FORMULA 278 INSECT KILLER) (Fumigator)

Do not open until ready to use.

Add water to line near base of plastic cup. Do not overfill.

Do not reuse or refill this cup

[On foil seal over can]

Remove this can before adding water

Read directions on box.

This side up.

[On Insecticide Can – Individual unit]

ACTIVE INGREDIENT:

Permethrin.....12.6%

OTHER INGREDIENTS:.....87.4%

KEEP OUT OF REACH OF CHILDREN

CAUTION: See additional precautionary statements (and complete use instructions) on outside carton (back) (inside) (bottom) (side)

Net. Wt.

When this metal can comes in contact with water, and for 30 minutes thereafter, the metal (can) will be hot. This is normal. In order to avoid skin burns, do not touch hot metal can during this time. Heat resistant plastic cup protects the surface where it is placed.

(Not labeled for individual sale.)

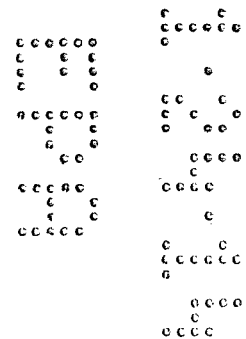
Sold By © [year] S. C. Johnson & Son, Inc., Racine, WI 53403-2236 U. S. A.

All Rights Reserved

EPA Reg. No. 4822-278

EPA Est. No.

(Made in Canada)



[Hangtag Information]

(Door) (Hang)(er) (tag)

FOGGER USED IN THIS ROOM TODAY (FOGGER USED TODAY)

DO NOT ENTER UNTIL _____(time) ON _____(date)

(Door) (Hang)(er) (Tag) Instructions:

Fill out and place (door) hang(er) (tag) on the door to the treated area to alert family and others with access to the treated area not to enter for at least 3 hours following the treatment.

(DO NOT use more than one fogger per room.)

(DO NOT use in small enclosed spaces.)

(DO NOT use in a room 5ft. x 5 ft. or smaller.)

(DO NOT remain in (enclosed) (treated) areas during use.)

(KEEP OUT OF TREATED AREA for three (3) hours.)

(Remove pets and birds and cover and turn off fish aquariums before treating.)

(All food contact surfaces should be covered during application and thoroughly cleaned before use.)

(Turn off ALL ignition sources such as pilot lights.)

(Call your gas utility or Management Company if you need assistance with your pilot lights.)

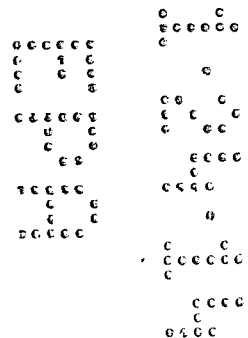
(Ventilate enclosed (treated) area for 30 minutes before reoccupying.)

(Raid Formula 278 Insect Killer, EPA Reg. No. 4822-278)

(S C Johnson & Son, Inc., Racine, WI, 53403)

(For information or in emergency contact 800-558-5252)

[End of Hangtag Information]



[Optional Marketing Claims]

(Contains): (3) (0.35 oz.) (units)

(Two) (2) Foggers (Pack)

(Three) (3) Foggers (Pack)

Relieves infestations

Convenient - easy to use

Delayed fogging (fumigating) allows time to leave room

No wet residue

No wet mess

No (wet) messy residue

No oily residue (on surfaces)

Fresh scent

No stains

Kills (fleas) (and) (roaches) (bugs) (silverfish) (yellow mealworm beetles) (carpet beetles) (clothes moths) (crickets) (Asian lady beetles) where they hide

Has delayed fogging (fumigating) action for greater convenience

Drives bugs out and kills on contact

Flushes bugs out from where they hide and kills on contact

Kills bugs dead

Dry smoke (fog) leaves no wet mess

Dry smoke (fog) leaves no messy residue

Dry (smoke) (fog) kills (bugs) (roaches) (and) (spiders) (silverfish) (yellow mealworm beetles) (carpet beetles) (clothes moths) (crickets) (Asian lady beetles) where they hide

3 Pack

Delayed Fogging Action

Instructions and Precautions in Spanish (inside) (on back) (on side) (of) (box) (container)

RAID FORMULA 278 INSECT KILLER PENETRATES DEEP TO KILL MORE (ROACHES) (AND) (FLEAS) (BUGS)

(silverfish) (yellow mealworm beetles) (carpet beetles) (clothes moths) (crickets) (Asian lady beetles) (DEAD).

RAID FORMULA 278 INSECT KILLER creates a deep-penetrating, fumigating (smoke) (fog) that flushes (roaches) (and) (fleas) (bugs) (silverfish) (yellow mealworm beetles) (carpet beetles) (clothes moths) (crickets) (Asian lady beetles) out from where they hide and kills them on contact.

When activated, it fumigates the whole room with a dry, white cloud of (smoke) (fog). The fumigating (smoke) (fog) stays in the air during the 3-hour treatment, penetrating deep, filling cracks and crevices and going way under furniture and appliances to kill (roaches) (and) (fleas) (bugs) (silverfish) (yellow mealworm beetles) (carpet beetles) (clothes moths) (crickets) (Asian lady beetles) where they hide. That is why it kills so many bugs!!

Deep-penetrating (dry) (smoke) (fog) kills (roaches) (&) (fleas) (bugs) (silverfish) (yellow mealworm beetles) (carpet beetles) (clothes moths) (crickets) (Asian lady beetles) where they hide.

RAID FORMULA 278 INSECT KILLER can be used in kitchens, living areas, garages, attics, basements and pet areas. One unit treats a room of up to 16' x 20' with an 8' ceiling. Keep treated rooms closed for 3 hours after treatment.

KILLS: Roaches, Palmetto Bugs, Waterbugs, Fleas, Ticks, Mosquitoes, Flies, Ants, Spiders, Silverfish, Yellow Mealworm Beetles, Carpet Beetles, Clothes Moths, Crickets, Asian Lady Beetles. (NOTE pre-adult fleas not included)

TO CONTROL FLEAS:

RAID FORMULA 278 INSECT KILLER kills adult fleas on contact. However, flea eggs in your carpet may continue to hatch for two to three weeks after treatment. For better control of fleas, do the following in addition to treating with RAID FORMULA 278 INSECT KILLER:

Clean or replace soiled pet bedding including cat litter. Vacuum pet quarters, carpets and all areas where fleas are found.

Treat pet areas with Raid Flea Killer Plus. Its egg-stop formula kills fleas and their hatching eggs. Treat your pet with an approved flea control product before returning it to treated area.

S.C. Johnson Wax

A family company since 1886 – Fisk Johnson

Cut (here) (along) (dotted) (line)

Read Label First

Read all sides of box

Peel (remove) (tear) label (sticker) (coupon) (here) for complete use directions

Peel (remove) (tear) label (sticker) (coupon) (here) for complete use directions and precautionary statements

Peel (remove) (tear) label (sticker) (coupon) (here) before use

Read entire label before use

Apply this product only as specified

Visit [website] to identify your bug and best treatment plan

(Additional) Tips (Non-chemical Control Options): [one or more to be chosen from the following list]

Remove food spills and exposed food.


Store food in sealed containers.

Avoid leaving (accumulating) dirty dishes in sinks.

Keep food out of bedrooms and living rooms.

Caulk hiding spots and points of entry from outside or neighboring units.

Caulk cracks and crevices or any points where roaches (bugs) enter or escape into walls, including entry points from outside or neighboring units.



12/12

Raid Defense System (Defense System)

- Attack(s) Bugs*
- Control(s) Bugs[†]
- Prevent(s) Bugs[‡]

Raid Defense System (Raid Guided Support) helps you work smarter, not harder, to fight bugs. Visit raidkillsbugs.com to identify your bug and best treatment plan.

Use this product to:

Control Bugs

Kill bugs at the source (Kill the bugs you don't see)

[†] Use (this product) to kill roaches (and other listed bugs) where they hide. For heavy infestations, first use this product and then place baits to provide ongoing control.

Use other Raid products to:

Attack Bugs

Kill bugs on contact (Kill the bugs you see)

*Use a Raid Ant Killer (Ant & Roach Killer) (Roach Killer) spray product to kill ants (roaches) (ants and roaches) (ants, roaches and other listed bugs) on contact. Avoid spraying near baits to make sure bugs can bring the bait back to where they hide. Read the label to find the right product for your bug problem.

Prevent Bugs

Help keep bugs out (Keep Bugs Out)

[‡] Use a Raid Max Bug Barrier product to help keep (to keep) roaches (and other listed bugs) out (of your home). Read the label to find the right product for your bug problem.

