

4822-278

1/31/2013

1/13



UNITED STATES ENVIRONMENTAL PROTECTION AGENCY
WASHINGTON, D.C. 20460

OFFICE OF
CHEMICAL SAFETY
AND POLLUTION PREVENTION

JAN 31 2013

Marcia K. Duke, Ph.D., B.C.E.
S.C. Johnson & Son, Inc.
1525 Howe Street
Racine, WI 53403-2236

Subject: Label Notification(s) for Pesticide Registration 98-10

Dear Mr. Duke:

Subject: Notification to Make Label Changes
EPA Registration Number: 4822-278
Date of Submission: October 11, 2012
Decision: 471065

The Agency is in receipt of your Application for Pesticide Notification under Pesticide Registration Notice (PRN) 98-10 dated October 11, 2012 for the product Raid Formula 278 Insect Killer. The Registration Division (RD) has conducted a review of this request for its applicability under PRN 98-10 and finds that the action(s) requested fall within the scope of PRN 98-10. The Confidential Statement of Formula (CSF) and/or label submitted with the application has (have been stamped "Notification" and will be placed in our records.

Per our phone conversation on January 31, 2013, it is understood that S.C. Johnson & Son, Inc. understand that only the Hang-tag Pictogram is optional on the product label.

Please revise your product label accordingly and resubmit an amendment to the Agency for further consideration.

If you have any questions, please contact Melody Banks on 703 305-5413 or via email @ banks.melody@epa.gov.

Sincerely,

A handwritten signature in cursive script that reads "Melody Banks".

Mark Suarez
Product Manager 13
Insecticide Branch
Registration Division (7504P)

October 11, 2012

S.C. Johnson & Son, Inc.
1525 Howe Street
Racine, WI 53403-2236
262.260.2000

Mr. Richard Gebken (10)
Document Processing Desk (NOTIF)
Office of Pesticide Programs
U.S. Environmental Protection Agency
Room S-4900, One Potomac Yard
2777 South Crystal Drive
Arlington, VA 22202-4501

via overnight courier

Subject: FILE NAME: Raid Formula 278 Insect Killer
EPA Reg. No. 4822-278
Notification of Additional Marketing Claims

Dear Mr. Gebken:

On behalf of S.C. Johnson and Son, Inc., I am notifying the agency that we wish to call the Fogger Hang-tag a "door hanger" on product as well as add other non-pesticidal claims. I have enclosed the following documents to facilitate this review:

- Three copies of the modified text
 - 2 copies - changes marked in red, bold, italicized text.
 - 1 clean copy with no formatting changes. This copy matches the copy included on the CD.
 - A CD with no changes noted on the label.
 - Certification with respect to label integrity.

I am listing the claims below; in case it is more convenient to find them using this list:

- 1) Two additions to the claims section on p. 2
 - **Cut (here) (along) (dotted) (line)**
 - **Instructions and Precautions in Spanish (inside).....(container)**
- 2) on page 6 added
 - **A family company since 1886- Fisk Johnson**
- 3) On page 10 modified "hangtag" to
 - **(Door) (hanger) (hang) (tag)**

Since this is a notification, no PRIA fee is required.

If you have any questions or require further clarification about this submission please call me at 262-260-2036.

Thank you very much.

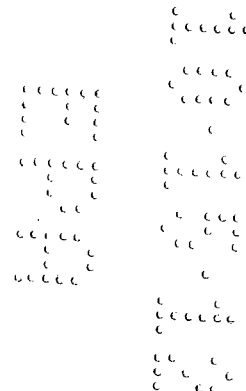
Sincerely,



Marcia K. Trostle Duke, Ph.D., B.C.E.
Registration Specialist, S.C. Johnson & Son, Inc.
Mail Stop 0149: MKDuke@sci.com
(P) 262-260-2036; (F) 262-260-4716

MKTD

Enclosures



4/13

Label 4822-278
RAID FORMULA 278 INSECT KILLER

11/28/11 Fogger and RED label

02/15/2012 Response to agency initiated request for updated Reregistration label

5/25/12 Add optional and modified full color pictograms (with dimensions) per EPA Indoor TRF letters of March 23, 2010 and July 6, 2011

10/12/2012 NOTIFICATION to add door hanger related language

[On Outside Packaging]

S. C. Johnson Wax

Deep-penetrating (dry) (smoke) (fog) kills (roaches) (&) (fleas) (bugs) (silverfish) (yellow mealworm beetles) (carpet beetles) (clothes moths) (crickets) (Asian lady beetles) where they hide.

ACTIVE INGREDIENT:

Permethrin.....12.6%

OTHER INGREDIENTS:

NOTIFICATION
874%

Keep Out of Reach of Children

CAUTION:

See Additional Precautionary Statements on Outside Carton

JAN 3 1 2013

(Net Weight) Contains: (3) (0.35 oz.) (units) [(Two) (2) Foggers (Pack)]

RAID FORMULA 278 INSECT KILLER PENETRATES DEEP TO KILL MORE (ROACHES) (AND) (FLEAS) (BUGS) (silverfish) (yellow mealworm beetles) (carpet beetles) (clothes moths) (crickets) (Asian lady beetles) DEAD.

RAID FORMULA 278 INSECT KILLER creates a deep-penetrating, fumigating (smoke) (fog) that flushes (roaches) (and) (fleas) (bugs) (silverfish) (yellow mealworm beetles) (carpet beetles) (clothes moths) (crickets) (Asian lady beetles) out from where they hide and kills them on contact.

When activated, it fumigates the whole room with a dry, white cloud of (smoke) (fog). The fumigating (smoke) (fog) stays in the air during the 3-hour treatment, penetrating deep, filling cracks and crevices and going way under furniture and appliances to kill (roaches) (and) (fleas) (bugs) (silverfish) (yellow mealworm beetles) (carpet beetles) (clothes moths) (crickets) (Asian lady beetles) where they hide. That is why it kills so many bugs!!

RAID FORMULA 278 INSECT KILLER can be used in kitchens, living areas, garages, attics, basements and pet areas. One unit treats a room of up to 16' x 20' with an 8' ceiling [Required text]. Keep treated rooms closed for 3 hours after treatment.

TO CONTROL FLEAS:

RAID FORMULA 278 INSECT KILLER kills adult fleas on contact. However, flea eggs in your carpet may continue to hatch for two to three weeks after treatment. For better control of fleas, do the following in addition to treating with RAID FORMULA 278 INSECT KILLER:

Clean or replace soiled pet bedding including cat litter. Vacuum pet quarters, carpets and all areas where fleas are found. Treat pet areas with Raid Flea Killer Plus. Its egg-stop formula kills fleas and their hatching eggs.

Treat your pet with an approved flea control product before returning it to treated area.

Relieves infestations.

Convenient - easy to use.

Delayed fogging (fumigating) allows time to leave room.

No (wet) (messy) (mess) (or) (oily) residue

No oily residue on surfaces.

Fresh scent.

No stains.

Kills (fleas) (and) (roaches) (bugs) (silverfish) (yellow mealworm beetles) (carpet beetles) (clothes moths) (crickets) (Asian lady beetles) where they hide.

Has delayed fogging (fumigating) action for greater convenience.

Drives bugs out and kills on contact.

Flushes bugs out from where they hide and kills on contact.

Kills bugs dead.

Dry (smoke) (fog) leaves no wet mess or residue.

Dry (smoke) (fog) kills (bugs) (roaches) (and) (spiders) (silverfish) (yellow mealworm beetles) (carpet beetles) (clothes moths) (crickets) (Asian lady beetles) where they hide.

House and Yard Line

Garden Center Size

3 Pack

Delayed Fogging Action

Instructions and Precautions in Spanish (inside) (on back) (on side) (of) (box) (container)

Cut (here) (along) (dotted) (line)

KILLS: Roaches, Palmetto Bugs, Waterbugs, Fleas, Ticks, Mosquitoes, Flies, Ants, Spiders, silverfish, yellow mealworm beetles, carpet beetles, clothes moths, crickets, Asian lady beetles. (NOTE pre-adult fleas not included)

DIRECTIONS FOR USE: It is a violation of Federal law to use this product in a manner inconsistent with its labeling.

[NOTE TO REVIEWER: Numbering or lettering may be used to help associate pictograms with related text. In addition, pictograms may be used on hangtag or on instruction leaflet to promote consumer stewardship.]

General Precautions and Restrictions:

Do not apply this product in a way that will contact adults, children or pets, either directly or through spray drift.

Do not use in greenhouses where plants are grown for food.

Do not use in livestock quarters or poultry houses.

Do not use in aircraft cabins.

Do not apply directly into sewers or drains, or to any area like a ditch or gutter where drainage to sewers, storm drains, water bodies, or aquatic habitats can occur. Do not allow the product to enter any drain during or after application.

[Note to reviewer: the following three statements are optional statements for inclusion in this section as they are redundant to statements already included in the Directions for Use]

Do not allow Adults, children, or pets to enter the treated area, until vapors, mists and aerosols have dispersed, and the treated area has been thoroughly ventilated.

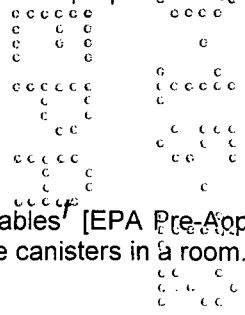
Remove birds and other pets before application. Cover any water inhabited by fish (such as aquariums and ornamental fish ponds) during treatment, and turn aquarium systems off.

Do not apply when food is present. Exposed food should be covered or removed. All food preparation surfaces and utensils should be covered during treatment or thoroughly washed before use.



Does not control bed bugs. [Bolded Text†]

To Use This Product Correctly: [Bolded Text†]

Do not use in small, enclosed spaces such as closets, cabinets or under counter or tables† [EPA Pre-Approved Pictogram 2 Representing "Do Not Use In Small Confined Spaces"]. Do not use multiple canisters in a room. [EPA Pre-Approved Pictogram 1 Representing "Do Not Use Multiple Canisters in a Room"].



[Note to Reviewer: Under the "To Use This Product Correctly" heading the pictograms from Table 1 will be used. All pictograms may be increased in size. Pictograms noted as optional are elective for inclusion on market label.]

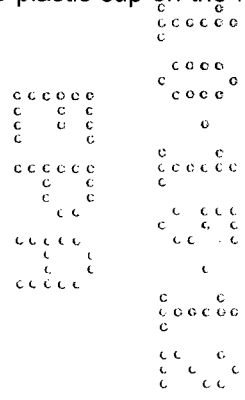
TABLE1			
Picture	Description of Picture	Dimension	Required†/ optional
	Modified EPA Approved Pictogram 2 - [Note to Reviewer: Color of metal can to be representative of product consumer is using]	Not less than 0.75 X 0.5 inches	Required†
	Modified EPA Approved Pictogram 1 - [Note to Reviewer: Color of metal can to be representative of product consumer is using]	Not less than 0.75 X 0.5 inches	Required†

Before You Fog: [Bolded Text]






Open cabinets, cupboards, drawers, closets and doors in the areas to be treated. Do not apply when food is present. REMOVE or cover exposed food and dishes. During treatment all food preparation surfaces and utensils should be covered (newspapers may be used) or thoroughly washed before use. [EPA Pre-Approved Pictogram 5 Representing "Remove or Cover Exposed Food"]. REMOVE birds, other pet and plants before application. Tightly cover any water inhabited by fish (such as aquariums and ornamental fish ponds) or remove fish tanks and bowls during treatment. Turn off air flow systems in aquariums. CLOSE outside doors and windows. SHUT OFF fans and air conditioners and temporarily disconnect (smoke) (fog) alarms.

DO NOT OPEN UNTIL READY TO USE. Grasp the foil tab and peel it off of the plastic cup. Remove the metal can from the cup.

Add water to the line near the base of the plastic cup. DO NOT OVER FILL. Place the plastic cup on the floor in the center of the room.



[Note to Reviewer under the "Before You Fog" heading the pictograms from Table 2 will be used. All pictograms may be increased in size. Pictograms noted as optional are elective for inclusion on market label.]




Table 2			
Picture	Description of Picture	Dimension	Required[†]/ optional
	Open cabinets before fogging	Not less than 0.4 X 0.5 inches	Optional
	EPA Pre-Approved Pictogram 5 Representing "Remove or Cover Exposed Food"	Not less than 0.75 X 0.5 inches	Required[†]
	Peel foil top off plastic cup [Note to Reviewer: Color of metal can to be representative of product consumer is using]	Not less than 0.4 X 0.5 inches	Optional
	Remove Metal can. [Note to Reviewer: Color of metal can to be representative of product consumer is using]	Not less than 0.4 X 0.5 inches	Optional
	Add water [Note to Reviewer: Color of metal can to be representative of product consumer is using]	Not less than 0.4 X 0.5 inches	Optional

To Start Fogging: [Bolded Text[†]]

Replace the metal can into the plastic cup. DO NOT INSERT UPSIDE DOWN.

Fumigation starts within 1-2 minutes. **Vacate the treated house, individual apartment unit, or other structure immediately [Bolded Text[†]].** Fill out and place hang-tag on the door to the treated area to alert family and others with access to the treated area not to enter for 3 hours. Keep the outside doors and windows closed and do not re-enter for 3 hours [Pictogram Representing "Do Not Re-enter for 3 Hours" (Clock)]. **Do Not re-enter for 3 hours. [Bolded Text[†]]**

[Note to Reviewer under the "To Start Fogging" heading the pictograms from Table 3 will be used All pictograms may be increased in size. Pictograms noted as optional are elective for inclusion on market label.]


Picture	Description of Picture	Dimension	Required/optional
	Replace metal can in plastic cup [Note to Reviewer: Color of metal can to be representative of product consumer is using]	Not less than 0.4 X 0.5 inches	Optional
	Place hangtag to alert others	Not less than 0.4 X by 0.5 inches	Optional
	Do not reenter for 3 hours	Not less than 0.5 X 0.5 inches	Required immediately above or below directions "Do Not Reenter for 3 hours"

Airing Out: [Bolded Text†]

(Do not re-enter) (Wait) for three (3) hours after application, then open windows, vents and doors for 30 minutes [EPA Pre-Approved Pictogram 6 Representing "Air Out the Room Before Entering"]. If an odor is still detected additional ventilation is required. Do not allow adults, children or pets to enter the treated areas, until vapors mists, and aerosols have dispersed, and the treated area has been thoroughly ventilated.

TURN ON SMOKE ALARMS AND AQUARIUMS.

[Note to Reviewer: Under the "Airing Out" heading the pictograms from Table 4 will be used. All pictograms may be increased in size. Pictograms noted as optional are elective for inclusion on market label.]

Picture	Description of Picture	Dimension	Required/optional
	EPA Pre-Approved Pictogram 6 Representing "Air Out the Room Before Entering"	Not less than 0.75 X 0.5 inches	Required†

[Note to Reviewer: A text box will be added to the Storage and Disposal section increase the prominence of this language if space permits]

STORAGE AND DISPOSAL:

STORAGE: Store unused units in this outside carton in a cool, dry area inaccessible to children.

DISPOSAL: Before Disposing, empty the container by using the product according to the label. Do not reuse this container. Place in the trash or offer for recycling if available.

If partially filled: Call your local solid waste agency or 1-800-529-3394 for disposal instructions. Never place unused product down any indoor or outdoor drain.

PRECAUTIONARY STATEMENTS

Hazards to Humans and Domestic Animals

CAUTION: Harmful if swallowed or absorbed through the skin. Causes eye irritation. Avoid contact with skin, eyes or clothing. Breathing (spray mist) (smoke) (fog) may be harmful. Avoid breathing (smoke) (fog). Do not remain in enclosed areas during treatment. Ventilate enclosed areas before returning. Wash hands with soap and water after handling this product. (Avoid contamination of food and foodstuffs. Cover and turn off fish aquariums. Remove plants, pets and birds before using.)

[Note to Reviewer: Boxed format and "bullets" will be used if label space permits.]

First Aid

If in eyes:

- Hold eye open and rinse slowly and gently with water for 15-20 minutes. Remove contact lenses, if present, after the first 5 minutes, then continue rinsing.
- Call a poison control center or doctor for treatment advice.

If on skin:

- Take off contaminated clothing.
- Rinse skin immediately with plenty of water for 15-20 minutes.
- Call a poison control center or doctor for treatment advice.

Have the product container or label with you when calling a poison control center or doctor, or going for treatment.

Physical and Chemical Hazards:

When metal can comes in contact with the water, and for 30 minutes thereafter, the metal can will be hot. This is normal. In order to avoid skin burns, do not touch hot metal can during this time. Heat resistant plastic cup protects the surface where it is placed.

Questions? Comments?

Call 800-558-5252

Weekdays 9-9 Eastern time

or Write Helen Johnson

Sold By © 1991 S. C. Johnson & Son, Inc.

Racine, WI 53403 U. S. A.

All Rights Reserved

EPA Reg. No. 4822-278

EPA Est.

A family company since 1886 – Fisk Johnson

Product manufactured and marketed under license from Earth Chemical Co., Ltd.- Japan. Patent No. 4171340

[On Plastic Cup – Front]

Add water to line.

[On Seal Over Plastic Cup]

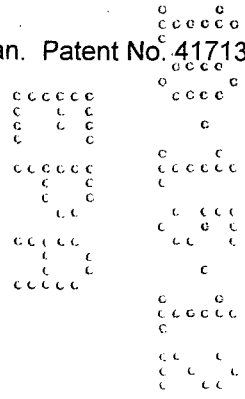
RAID (FORMULA 278 INSECT KILLER) (Fumigator)

Do not open until ready to use.

Add water to line near base of plastic cup. Do not overfill.

Do not reuse or refill this cup

[On foil seal over can]



10/13

Remove this can before adding water
Read directions on box.
This side up.

[On Insecticide Can]

ACTIVE INGREDIENT:

Permethrin.....	12.6%
OTHER INGREDIENTS.....	87.4%

Keep Out of Reach of Children

CAUTION:

See Additional Precautionary Statements on Outside Carton

Net Weight: 0.35 oz.

When this metal can comes in contact with water, and for 30 minutes thereafter, the metal can will be hot. This is normal. In order to avoid skin burns, do not touch hot metal can during this time. Heat resistant plastic cup protects the surface where it is placed.

Sold By © 1991 S. C. Johnson & Son, Inc.
Racine, WI 53403 U. S. A.

EPA Reg. No. 4822-278
EPA Est. No.

[Note to Reviewer: the following section, "On instruction leaflet" is an optional section.]

[On Instruction Leaflet.]

RAID FORMULA 278 INSECT KILLER PENETRATES DEEP TO KILL MORE ROACHES (BUGS) DEAD.

RAID FORMULA 278 INSECT KILLER creates a deep-penetrating fumigating (smoke) (fog) that flushes bugs out from where they hide and kills them on contact.

When activated, it fumigates the whole room with a dry, white cloud of (smoke) (fog). The fumigating (smoke) (fog) stays in the air during the 3-hour treatment, penetrating deep, filling cracks and crevices and going way under furniture and appliances to kill (roaches) (and) (fleas) (bugs) (silverfish) (yellow mealworm beetles) (carpet beetles) (clothes moths) (crickets) (Asian lady beetles) where they hide. That is why it kills so many bugs!!

RAID FORMULA 278 INSECT KILLER can be used in kitchens, living areas, garages, attics, basements and pet areas. One unit treats a room of up to 16' x 20' with an 8' ceiling. Keep treated rooms closed for 3 hours after treatment.

TO CONTROL FLEAS:

RAID FORMULA 278 INSECT KILLER kills adult fleas on contact. However, flea eggs in your carpet may continue to hatch for two to three weeks after treatment. For better control of fleas, do the following in addition to treating with RAID FORMULA 278 INSECT KILLER:

Clean or replace soiled pet bedding including cat litter. Vacuum pet quarters, carpets and all areas where fleas are found. Treat pet areas with Raid Flea Killer Plus. Its egg-stop formula kills fleas and their hatching eggs.
Treat your pet with an approved flea control product before returning it to treated area.

- Relieves infestations.
- Convenient - easy to use.
- Delayed fogging (fumigating) allows time to leave room.
- No (wet) (messy) (mess) (or) (oily) residue on surfaces.

11/13

Fresh scent.
No stains.
Kills fleas and roaches (bugs) where they hide.
Has delayed fogging action for greater convenience.
Drives bugs out and kills on contact.
Flushes bugs out from where they hide and kills on contact.
Kills bugs dead.
Dry (smoke) (fog) leaves no wet mess or residue.

KILLS: Roaches, Palmetto Bugs, Water Bugs, Fleas, Ticks, Mosquitoes, Flies, Ants, and Spiders, silverfish, yellow mealworm beetles, carpet beetles, clothes moths, crickets, Asian lady beetles. (NOTE pre-adult fleas not included)

DIRECTIONS FOR USE: It is a violation of Federal law to use this product in a manner inconsistent with its labeling.

General Precautions and Restrictions

Do not apply this product in a way that will contact adults, children or pets, either directly or through spray drift.
Do not use in greenhouses where plants are grown for food.
Do not use in livestock quarters or poultry houses.
Do not use in aircraft cabins.
Do not apply directly into sewers or drains, or to any area like a ditch or gutter where drainage to sewers, storm drains, water bodies, or aquatic habitats can occur. Do not allow the product to enter any drain during or after application.

[Note to reviewer: the following three statements are optional statements for inclusion in this section as they are redundant to statements already included in the Directions for Use]

Do not allow Adults, children, or pets to enter the treated area, until vapors, mists and aerosols have dispersed, and the treated area has been thoroughly ventilated.
Remove birds and other pets before application. Cover any water inhabited by fish (such as aquariums and ornamental fish ponds) during treatment, and turn aquarium systems off.
Do not apply when food is present. Exposed food should be covered or removed. All food preparation surfaces and utensils should be covered during treatment or thoroughly washed before use.

Does not control bed bugs. *[Bolded Text]*

To Use This Product Correctly: *[Bolded Text]*

Do not use foggers in small, enclosed spaces such as closets, cabinets or under counter or tables† [EPA Pre-Approved Pictogram 2 Representing "Do Not Use In Small Confined Spaces"]. Do not use multiple canisters in a room. [EPA Pre-Approved Pictogram 1 Representing "Do Not Use Multiple Canisters in a Room"].

Before You Fog: *[Bolded Text]*

Open cabinets, cupboards, drawers, closets and doors in the areas to be treated. Do not apply when food is present. REMOVE or cover exposed food and dishes. During treatment all food preparation surfaces and utensils should be covered (newspapers may be used) or thoroughly washed before use. [EPA Pre-Approved Pictogram 5 Representing "Remove or Cover Exposed Food"]. REMOVE birds, other pet and plants before application. Tightly cover any water inhabited by fish (such as aquariums and ornamental fish ponds) or remove fish tanks and bowls during treatment. Turn off air flow systems in aquariums. CLOSE outside doors and windows. SHUT OFF fans and air conditioners and temporarily disconnect (smoke) (fog) alarms.

DO NOT OPEN UNTIL READY TO USE. Grasp the foil tab and peel it off of the plastic cup. Remove the metal can from the cup.

Add water to the line near the base of the plastic cup. **DO NOT OVER FILL.** Place the plastic cup on the floor in the center of the room.

To Start Fogging: [Bolded Text]

Replace the metal can into the plastic cup. DO NOT INSERT UPSIDE DOWN.

Fumigation starts within 1-2 minutes. **Vacate the treated house, individual apartment unit, or other structure immediately [Bolded Text]**. Fill out and place hang-tag on the door to the treated area to alert family and others with access to the treated area not to enter for 3 hours. Keep the outside doors and windows closed **and do not re-enter for 3 hours [Bolded Text]** [Pictogram Representing "Do Not Re-enter for 3 Hours" (Clock)].

Airing Out: [Bolded Text]

(Do not re-enter) (Wait) for three (3) hours after application, then open windows, vents and doors for 30 minutes [EPA Pre-Approved Pictogram 6 Representing "Air Out the Room Before Entering"]. If an odor is still detected additional ventilation is required. Do not allow adults, children or pets to enter the treated areas, until vapors mists, and aerosols have dispersed, and the treated area has been thoroughly ventilated.

TURN ON SMOKE ALARMS AND AQUARIUMS.


[Note to Reviewer: A text box will be added to the Storage and Disposal section increase the prominence of this language if space permits]

STORAGE AND DISPOSAL:

STORAGE: Store unused units in outside carton in a cool, dry area inaccessible to children.

DISPOSAL: Before Disposing, empty the container by using the product according to the label. Do not reuse this container. Place in the trash or offer for recycling if available.

If partially filled: Call your local solid waste agency or 1-800-529-3394 for disposal instructions. Never place unused product down any indoor or outdoor drain.



[Note to Agency: hangtag]

(Door) (Hang)(er) (tag)

FOGGER USED IN THIS ROOM TODAY

DO NOT ENTER UNTIL _____(time) ON _____(date)[†]

(Door) (Hang)(er) (Tag) Instructions:

Fill out and place (door) hang(er) (tag) on the door to the treated area to alert family and others with access to the treated area not to enter for at least 3 hours following the treatment.

[Note to Reviewer: Language below may be included on the front or the back panel of the hangtag. All text is optional for inclusion or omission on the hangtag.]

- DO NOT use more than one fogger per room.**
- DO NOT use in small enclosed spaces.**
- DO NOT use in a room 5ft. x 5 ft. or smaller.**
- DO NOT remain in (enclosed) (treated) areas during use.**
- KEEP OUT OF TREATED AREA for three (3) hours.**

Remove pets and birds and cover and turn off fish aquariums before (spraying) (treating). (All food surfaces should be covered during application and thoroughly cleaned (after) (before) use.)

Turn off ALL ignition sources such as pilot lights.
Call your gas utility or management company if you need assistance with your pilot lights.

Ventilate (enclosed) (treated) area for 30 minutes before reoccupying.

Raid Formula 278 Insect Killer, EPA Reg. No. 4822-278
S C Johnson & Son, Inc., Racine, WI, 53403
For information or in emergency contact 800-558-5252

