

4822-278

08/22/2012

1/11



UNITED STATES ENVIRONMENTAL PROTECTION AGENCY
WASHINGTON D C 20460

OFFICE OF
CHEMICAL SAFETY
AND POLLUTION PREVENTION

Ms Marcia K Trostle Duke
S C Johnson & Son, Inc
1525 Howe St
Racine, WI 53403

AUG 22 2012

Subject Raid Formula 278 Insect Killer, EPA Reg No 4822-278
 Fogger mitigation amendment
 Decision 466488

Dear Ms Duke

The labeling referred to above, submitted in connection with registration under the Federal insecticide, Fungicide, and Rodenticide Act, as amended, is acceptable

Two (2) copies of the finished labeling must be submitted prior to releasing the product for shipment. A stamped copy of the label is enclosed for your records. If you have any questions, you may contact Samantha Hulkower at (703) 603-0683 or Hulkower.Samantha@epa.gov

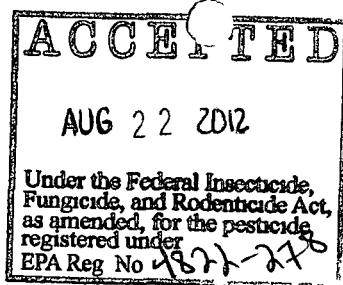
Sincerely,

A handwritten signature in black ink, appearing to read "Mark Suarez".

Mark Suarez
Product Manager (13)
Insecticide Branch
Registration Division (7505P)

Enclosure Copy of Label Stamped "Accepted"

2/11



Label 4822-278
RAID FORMULA 278 INSECT KILLER

11/28/11 Fogger and RED label
02/15/2012 Response to agency initiated request for updated Reregistration label
5/25/12 Add optional and modified full color pictograms (with dimensions) per EPA Indoor TRF letters of March 23, 2010 and July 6, 2011

[On Outside Packaging]

S C Johnson Wax
Deep-penetrating (dry) (smoke) (fog) kills (roaches) (&) (fleas) (bugs) (silverfish) (yellow mealworm beetles) (carpet beetles) (clothes moths) (crickets) (Asian lady beetles) where they hide

ACTIVE INGREDIENT
Permethrin 12.6%
OTHER INGREDIENTS 87.4%

Keep Out of Reach of Children
CAUTION
See Additional Precautionary Statements on Outside Carton

(Net Weight) Contains (3) (0.35 oz) (units) [(Two) (2) Foggers (Pack)]

RAID FORMULA 278 INSECT KILLER PENETRATES DEEP TO KILL MORE (ROACHES) (AND) (FLEAS) (BUGS) (silverfish) (yellow mealworm beetles) (carpet beetles) (clothes moths) (crickets) (Asian lady beetles) DEAD

RAID FORMULA 278 INSECT KILLER creates a deep-penetrating fumigating (smoke) (fog) that flushes (roaches) (and) (fleas) (bugs) (silverfish) (yellow mealworm beetles) (carpet beetles) (clothes moths) (crickets) (Asian lady beetles) out from where they hide and kills them on contact. When activated it fumigates the whole room with a dry white cloud of (smoke) (fog). The fumigating (smoke) (fog) stays in the air during the 3-hour treatment penetrating deep filling cracks and crevices and going way under furniture and appliances to kill (roaches) (and) (fleas) (bugs) (silverfish) (yellow mealworm beetles) (carpet beetles) (clothes moths) (crickets) (Asian lady beetles) where they hide. That is why it kills so many bugs!

RAID FORMULA 278 INSECT KILLER can be used in kitchens living areas garages attics basements and pet areas. One unit treats a room of up to 16 x 20 with an 8' ceiling [Required text]. Keep treated rooms closed for 3 hours after treatment.

TO CONTROL FLEAS

RAID FORMULA 278 INSECT KILLER kills adult fleas on contact. However, flea eggs in your carpet may continue to hatch for two to three weeks after treatment. For better control of fleas, do the following in addition to treating with RAID FORMULA 278 INSECT KILLER:
Clean or replace soiled pet bedding including cat litter. Vacuum pet quarters, carpets and all areas where fleas are found. Treat pet areas with Raid Flea Killer Plus. Its egg-stop formula kills fleas and their hatching eggs.
Treat your pet with an approved flea control product before returning it to treated area.

- Relieves infestations
- Convenient - easy to use
- Delayed fogging (fumigating) allows time to leave room
- No (wet) (messy) (mess) (or) (oily) residue
- No oily residue on surfaces
- Fresh scent
- No stains
- Kills (fleas) (and) (roaches) (bugs) (silverfish) (yellow mealworm beetles) (carpet beetles) (clothes moths) (crickets) (Asian lady beetles) where they hide

Has delayed fogging (fumigating) action for greater convenience
 Drives bugs out and kills on contact
 Flushes bugs out from where they hide and kills on contact
 Kills bugs dead
 Dry (smoke) (fog) leaves no wet mess or residue
 Dry (smoke) (fog) kills (bugs) (roaches) (and) (spiders) (silverfish) (yellow mealworm beetles) (carpet beetles) (clothes moths) (crickets) (Asian lady beetles) where they hide
 House and Yard Line
 Garden Center Size
 3 Pack
 Delayed Fogging Action
 Instrucciones en Espanol dentro de la caja

KILLS Roaches Palmetto Bugs Waterbugs Fleas Ticks Mosquitoes Flies Ants Spiders silverfish yellow mealworm beetles carpet beetles clothes moths crickets Asian lady beetles (NOTE pre-adult fleas not included)

DIRECTIONS FOR USE It is a violation of Federal law to use this product in a manner inconsistent with its labeling

[NOTE TO REVIEWER Numbering or lettering may be used to help associate pictograms with related text In addition, pictograms may be used on hangtag or on instruction leaflet to promote consumer stewardship]

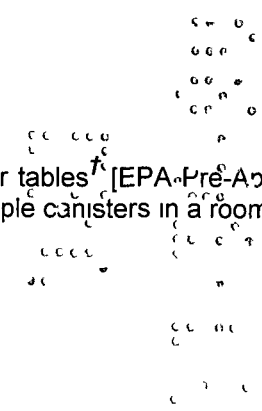
General Precautions and Restrictions

Do not apply this product in a way that will contact adults children or pets either directly or through spray drift
 Do not use in greenhouses where plants are grown for food
 Do not use in livestock quarters or poultry houses
 Do not use in aircraft cabins
 Do not apply directly into sewers or drains or to any area like a ditch or gutter where drainage to sewers storm drains water bodies or aquatic habitats can occur Do not allow the product to enter any drain during or after application
 [Note to reviewer the following three statements are optional statements for inclusion in this section as they are redundant to statements already included in the Directions for Use]
 Do not allow Adults children or pets to enter the treated area until vapors mists and aerosols have dispersed and the treated area has been thoroughly ventilated
 Remove birds and other pets before application Cover any water inhabited by fish (such as aquariums and ornamental fish ponds) during treatment and turn aquarium systems off
 Do not apply when food is present Exposed food should be covered or removed All food preparation surfaces and utensils should be covered during treatment or thoroughly washed before use



Does not control bed bugs [Bolded Text]

To Use This Product Correctly [Bolded Text]

Do not use in small enclosed spaces such as closets cabinets or under counter or tables [EPA Pre-Approved Pictogram 2 Representing Do Not Use In Small Confined Spaces] Do not use multiple canisters in a room [EPA Pre-Approved Pictogram 1 Representing Do Not Use Multiple Canisters in a Room]



[Note to Reviewer Under the "To Use This Product Correctly" heading the pictograms from Table 1 will be used All pictograms may be increased in size Pictograms noted as optional are elective for inclusion on market label]

TABLE1			
Picture	Description of Picture	Dimension	Required [†] / optional
	Modified EPA Approved Pictogram 2 - [Note to Reviewer Color of metal can to be representative of product consumer is using]	Not less than 0 75 X 0 5 inches	Required[†]
	Modified EPA Approved Pictogram 1 - [Note to Reviewer Color of metal can to be representative of product consumer is using]	Not less than 0 75 X 0 5 inches	Required[†]


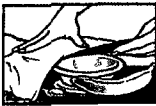

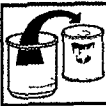

Before You Fog [Bolded Text[†]]

Open cabinets cupboards drawers closets and doors in the areas to be treated Do not apply when food is present REMOVE or cover exposed food and dishes During treatment all food preparation surfaces and utensils should be covered (newspapers may be used) or thoroughly washed before use [EPA Pre-Approved Pictogram 5 Representing Remove or Cover Exposed Food] REMOVE birds other pet and plants before application Tightly cover any water inhabited by fish (such as aquariums and ornamental fish ponds) or remove fish tanks and bowls during treatment Turn off air flow systems in aquariums CLOSE outside doors and windows SHUT OFF fans and air conditioners and temporarily disconnect (smoke) (fog) alarms

DO NOT OPEN UNTIL READY TO USE Grasp the foil tab and peel it off of the plastic cup Remove the metal can from the cup

Add water to the line near the base of the plastic cup DO NOT OVER FILL Place the plastic cup on the floor in the center of the room

[Note to Reviewer under the "Before You Fog" heading the pictograms from Table 2 will be used All pictograms may be increased in size Pictograms noted as optional are elective for inclusion on market label]




Table 2			
Picture	Description of Picture	Dimension	Required†/ optional
	Open cabinets before fogging	Not less than 0 4 X 0 5 inches	Optional
	EPA Pre Approved Pictogram 5 Representing Remove or Cover Exposed Food	Not less than 0 75 X 0 5 inches	Required†
	Peel foil top off plastic cup [Note to Reviewer Color of metal can to be representative of product consumer is using]	Not less than 0 4 X 0 5 inches	Optional
	Remove Metal can [Note to Reviewer Color of metal can to be representative of product consumer is using]	Not less than 0 4 X 0 5 inches	Optional
	Add water [Note to Reviewer Color of metal can to be representative of product consumer is using]	Not less than 0 4 X 0 5 inches	Optional

To Start Fogging [Bolded Text†]

Replace the metal can into the plastic cup DO NOT INSERT UPSIDE DOWN

Fumigation starts within 1 2 minutes **Vacate the treated house, individual apartment unit, or other structure immediately [Bolded Text†]** Fill out and place hang-tag on the door to the treated area to alert family and others with access to the treated area not to enter for 3 hours Keep the outside doors and windows closed and do not re enter for 3 hours [Pictogram Representing Do Not Re-enter for 3 Hours (Clock)] **Do Not re-enter for 3 hours [Bolded Text†]**

[Note to Reviewer under the "To Start Fogging" heading the pictograms from Table 3 will be used All pictograms may be increased in size Pictograms noted as optional are elective for inclusion on market label]


Table 3			
Picture	Description of Picture	Dimension	Required/ optional
	Replace metal can in plastic cup [Note to Reviewer Color of metal can to be representative of product consumer is using]	Not less than 0 4 X 0 5 inches	Optional
	Place hangtag to alert others	Not less than 0 4 X by 0 5 inches	Optional
	Do not reenter for 3 hours	Not less than 0 5 X 0 5 inches	Required immediately above or below directions Do Not Reenter for 3 hours†

Airing Out [Bolded Text†]

(Do not re-enter) (Wait) for three (3) hours after application then open windows vents and doors for 30 minutes [EPA Pre-Approved Pictogram 6 Representing Air Out the Room Before Entering] If an odor is still detected additional ventilation is required Do not allow adults children or pets to enter the treated areas until vapors mists and aerosols have dispersed and the treated area has been thoroughly ventilated

TURN ON SMOKE ALARMS AND AQUARIUMS

[Note to Reviewer Under the "Airing Out" heading the pictograms from Table 4 will be used All pictograms may be increased in size Pictograms noted as optional are elective for inclusion on market label]

Table 4			
Picture	Description of Picture	Dimension	Required/ optional
	EPA Pre Approved Pictogram 6 Representing Air Out the Room Before Entering	Not less than 0 75 X 0 5 inches	Required†

[Note to Reviewer A text box will be added to the Storage and Disposal section increase the prominence of this language if space permits]

STORAGE AND DISPOSAL

STORAGE Store unused units in this outside carton in a cool dry area inaccessible to children

DISPOSAL Before Disposing empty the container by using the product according to the label Do not reuse this container Place in the trash or offer for recycling if available

If partially filled Call your local solid waste agency or 1-800 529-3394 for disposal instructions Never place unused product down any indoor or outdoor drain

PRECAUTIONARY STATEMENTS

Hazards to Humans and Domestic Animals

CAUTION Harmful if swallowed or absorbed through the skin Causes eye irritation Avoid contact with skin eyes or clothing Breathing (spray mist) (smoke) (fog) may be harmful Avoid breathing (smoke) (fog) Do not remain in enclosed areas during treatment Ventilate enclosed areas before returning Wash hands with soap and water after handling this product (Avoid contamination of food and foodstuffs Cover and turn off fish aquariums Remove plants pets and birds before using)

[Note to Reviewer Boxed format and bullets will be used if label space permits]

First Aid

If in eyes

- Hold eye open and rinse slowly and gently with water for 15-20 minutes Remove contact lenses if present after the first 5 minutes then continue rinsing
- Call a poison control center or doctor for treatment advice

If on skin

- Take off contaminated clothing
- Rinse skin immediately with plenty of water for 15-20 minutes
- Call a poison control center or doctor for treatment advice

Have the product container or label with you when calling a poison control center or doctor or going for treatment

Physical and Chemical Hazards

When metal can comes in contact with the water and for 30 minutes thereafter the metal can will be hot This is normal In order to avoid skin burns do not touch hot metal can during this time Heat resistant plastic cup protects the surface where it is placed

Questions? Comments?

Call 800-558-5252

Weekdays 9-9 Eastern time

or Write Helen Johnson

Sold By © 1991 S C Johnson & Son Inc

Racine WI 53403 U S A

All Rights Reserved

EPA Reg No 4822-278

EPA Est

Product manufactured and marketed under license from Earth Chemical Co Ltd - Japan Patent No 4171340

[On Plastic Cup – Front]

Add water to line

[On Seal Over Plastic Cup]

RAID (FORMULA 278 INSECT KILLER) (Fumigator)

Do not open until ready to use

Add water to line near base of plastic cup Do not overfill

Do not reuse or refill this cup

[On foil seal over can]

Remove this can before adding water

Read directions on box

This side up

[On Insecticide Can]

ACTIVE INGREDIENT

Permethrin

12.6%

OTHER INGREDIENTS

87.4%

Keep Out of Reach of Children

CAUTION

See Additional Precautionary Statements on Outside Carton

Net Weight 0.35 oz

When this metal can comes in contact with water and for 30 minutes thereafter the metal can will be hot. This is normal. In order to avoid skin burns, do not touch hot metal can during this time. Heat resistant plastic cup protects the surface where it is placed.

Sold By © 1991 S. C. Johnson & Son, Inc.
Racine, WI 53403 U.S.A.

EPA Reg. No. 4822-278
EPA Est. No. 4822-WI-1

[Note to Reviewer: the following section, On instruction leaflet, is an optional section.]

[On Instruction Leaflet]

RAID FORMULA 278 INSECT KILLER PENETRATES DEEP TO KILL MORE ROACHES (BUGS) DEAD

RAID FORMULA 278 INSECT KILLER creates a deep-penetrating fumigating (smoke) (fog) that flushes bugs out from where they hide and kills them on contact.

When activated, it fumigates the whole room with a dry, white cloud of (smoke) (fog). The fumigating (smoke) (fog) stays in the air during the 3-hour treatment, penetrating deep, filling cracks and crevices and going way under furniture and appliances to kill (roaches) (and) (fleas) (bugs) (silverfish) (yellow mealworm beetles) (carpet beetles) (clothes moths) (crickets) (Asian lady beetles) where they hide. That is why it kills so many bugs!

RAID FORMULA 278 INSECT KILLER can be used in kitchens, living areas, garages, attics, basements and pet areas. One unit treats a room of up to 16 x 20' with an 8' ceiling. Keep treated rooms closed for 3 hours after treatment.

TO CONTROL FLEAS

RAID FORMULA 278 INSECT KILLER kills adult fleas on contact. However, flea eggs in your carpet may continue to hatch for two to three weeks after treatment. For better control of fleas, do the following in addition to treating with RAID FORMULA 278 INSECT KILLER:

Clean or replace soiled pet bedding including cat litter. Vacuum pet quarters, carpets and all areas where fleas are found. Treat pet areas with Raid Flea Killer Plus. Its egg-stop formula kills fleas and their hatching eggs. Treat your pet with an approved flea control product before returning it to treated area.

Relieves infestations

Convenient - easy to use

Delayed fogging (fumigating) allows time to leave room

No (wet) (messy) (mess) (or) (oily) residue on surfaces

Fresh scent

No stains

Kills fleas and roaches (bugs) where they hide

Has delayed fogging action for greater convenience

Drives bugs out and kills on contact

Flushes bugs out from where they hide and kills on contact

Kills bugs dead

Dry (smoke) (fog) leaves no wet mess or residue

9/11

KILLS Roaches Palmetto Bugs Water Bugs Fleas Ticks Mosquitoes Flies Ants and Spiders silverfish yellow mealworm beetles carpet beetles clothes moths crickets Asian lady beetles (NOTE pre-adult fleas not included)

DIRECTIONS FOR USE It is a violation of Federal law to use this product in a manner inconsistent with its labeling

General Precautions and Restrictions

- Do not apply this product in a way that will contact adults children or pets either directly or through spray drift
- Do not use in greenhouses where plants are grown for food
- Do not use in livestock quarters or poultry houses
- Do not use in aircraft cabins
- Do not apply directly into sewers or drains or to any area like a ditch or gutter where drainage to sewers storm drains water bodies or aquatic habitats can occur Do not allow the product to enter any drain during or after application

[Note to reviewer the following three statements are optional statements for inclusion in this section as they are redundant to statements already included in the Directions for Use]

- Do not allow Adults children or pets to enter the treated area until vapors mists and aerosols have dispersed and the treated area has been thoroughly ventilated
- Remove birds and other pets before application Cover any water inhabited by fish (such as aquariums and ornamental fish ponds) during treatment and turn aquarium systems off
- Do not apply when food is present Exposed food should be covered or removed All food preparation surfaces and utensils should be covered during treatment or thoroughly washed before use

Does not control bed bugs [Bolded Text†]

To Use This Product Correctly [Bolded Text†]

Do not use foggers in small enclosed spaces such as closets cabinets or under counter or tables† [EPA Pre-Approved Pictogram 2 Representing Do Not Use In Small Confined Spaces] Do not use multiple canisters in a room [EPA Pre-Approved Pictogram 1 Representing Do Not Use Multiple Canisters in a Room]

Before You Fog [Bolded Text†]

Open cabinets cupboards drawers closets and doors in the areas to be treated Do not apply when food is present REMOVE or cover exposed food and dishes During treatment all food preparation surfaces and utensils should be covered (newspapers may be used) or thoroughly washed before use [EPA Pre-Approved Pictogram 5 Representing Remove or Cover Exposed Food] REMOVE birds other pet and plants before application Tightly cover any water inhabited by fish (such as aquariums and ornamental fish ponds) or remove fish tanks and bowls during treatment Turn off air flow systems in aquariums CLOSE outside doors and windows SHUT OFF fans and air conditioners and temporarily disconnect (smoke) (fog) alarms

DO NOT OPEN UNTIL READY TO USE Grasp the foil tab and peel it off of the plastic cup Remove the metal can from the cup

Add water to the line near the base of the plastic cup DO NOT OVER FILL Place the plastic cup on the floor in the center of the room

To Start Fogging [Bolded Text†]

Replace the metal can into the plastic cup DO NOT INSERT UPSIDE DOWN

Fumigation starts within 1-2 minutes **Vacate the treated house, individual apartment unit, or other structure immediately [Bolded Text†]** Fill out and place hang-tag on the door to the treated area to alert family and others with access to the treated area not to enter for 3 hours Keep the outside doors and windows closed **and do not re-enter for 3 hours [Bolded Text†]** [Pictogram Representing Do Not Re-enter for 3 Hours (Clock)]

Airing Out [Bolded Text]

(Do not re-enter) (Wait) for three (3) hours after application then open windows vents and doors for 30 minutes [EPA Pre-Approved Pictogram 6 Representing Air Out the Room Before Entering] If an odor is still detected additional ventilation is required Do not allow adults children or pets to enter the treated areas until vapors mists and aerosols have dispersed and the treated area has been thoroughly ventilated

TURN ON SMOKE ALARMS AND AQUARIUMS

[Note to Reviewer A text box will be added to the Storage and Disposal section increase the prominence of this language if space permits]

STORAGE AND DISPOSAL

STORAGE Store unused units in outside carton in a cool dry area inaccessible to children

DISPOSAL Before Disposing empty the container by using the product according to the label Do not reuse this container Place in the trash or offer for recycling if available

If partially filled Call your local solid waste agency or 1 800-529-3394 for disposal instructions Never place unused product down any indoor or outdoor drain

11/11

[Front Panel of hangtag]

FOGGER USED IN THIS ROOM TODAY

**DO NOT ENTER UNTIL _____(time)
ON _____(date)[†]**

[Note to Reviewer Language below may be included on the front or the back panel of the hangtag All text is optional for inclusion or omission on the hangtag]

Hang Tag Instructions

Fill out and place hang-tag on the door to the treated area to alert family and others with access to the treated area not to enter for at least 3 hours following the treatment

- DO NOT use more than one fogger per room**
- DO NOT use in small enclosed spaces**
- DO NOT use in a room 5ft x 5 ft or smaller**
- DO NOT remain in (enclosed) (treated) areas during use**
- KEEP OUT OF TREATED AREA for three (3) hours**

Remove pets and birds and cover and turn off fish aquariums before (spraying) (treating) (All food surfaces should be covered during application and thoroughly cleaned (after) (before) use)

**Turn off ALL ignition sources such as pilot lights
Call your gas utility or management company if you need assistance with your pilot lights**

Ventilate (enclosed) (treated) area for 30 minutes before reoccupying

**Raid Formula 278 Insect Killer, EPA Reg No 4822-278
S C Johnson & Son, Inc , Racine, WI, 53403
For information or in emergency contact 800-558-5252**