

4822-278

9/11/2009

1/8



UNITED STATES ENVIRONMENTAL PROTECTION AGENCY
WASHINGTON, D.C. 20460

OFFICE OF
PREVENTION, PESTICIDES AND
TOXIC SUBSTANCES

SEP 11 2009

Mr. Stuart McArthur
Sr. Registration Specialist
S.C. Johnson & Son, Inc.
1525 Howe Street
Racine, WI 53403

RE: Notification of Corrected Label Text
EPA Reg. No.: 4822-278
Date of Submission: July 15, 2009

Dear Mr. McArthur:

The Agency is in receipt of your Application for Pesticide Notification under Pesticide Registration Notice (PRN) 98-10 dated July 15, 2009, for the above mentioned product. The Registration Division (RD) has conducted a review of this request for its applicability under PRN 98-10 and finds that the actions requested fall within the scope of PRN 98-10. The label submitted with the application has been stamped "Notification" will be placed in our records.

If you have any questions, please call me directly at 703-305-6249 or Joyce Edwards of my staff at 703-308-5479.

Sincerely,

Linda Arrington
Notifications & Minor Formulations Team Leader
Registration Division (7505P)
Office of Pesticide Programs

2/18

Environmental Protection Agency United States Washington, DC 20460	<input type="checkbox"/> Registration <input type="checkbox"/> Amendment <input checked="" type="checkbox"/> Other (Notif)	OPP Identifier Number
---	---	-----------------------

Application for Pesticide - Section I

1. Company/Product Number 4822-278	2. EPA Product Manager Gebken	3. Proposed Classification <input checked="" type="checkbox"/> None <input type="checkbox"/> Restricted
4. Company/Product (Name) Raid Formula 278 Insect Killer	PM# 10	
5. Name and Address of Application (Include ZIP Code) S. C. Johnson & Son, Inc. 1525 Howe St. Racine, WI 53403 <input type="checkbox"/> Check if this is a new address	6. Expedited Review. In accordance with FIFRA Section 3(c)(3)(b)(i), my product is similar or identical in composition and labeling to: EPA Reg. No. Product Name	

Section II

<input type="checkbox"/> Amendment – Explain below. Resubmission <input checked="" type="checkbox"/> Notification – Explain below.	<input type="checkbox"/> Final printed labels in response to Agency letter <input type="checkbox"/> "Me Too" Application. <input type="checkbox"/> Other – Explain below.	NOTIFICATION SEP 11 2009
--	---	---

Explanation: Use additional page(s) if necessary. (For Section I and Section II.)
Notification to add "cool" to Storage & Disposal section and "Sold By," per 40 CFR 156.10(c).

Section III

1. Material This Product Will Be Packaged In:					
Child-Resistant Packaging <input type="checkbox"/> Yes * <input checked="" type="checkbox"/> No <i>*Certification must be submitted</i>	Unit Packaging <input type="checkbox"/> Yes <input checked="" type="checkbox"/> No If "Yes" Unit Packaging wgt. 0.35 oz.	No. Per container 3	Water Soluble Packaging <input type="checkbox"/> Yes <input checked="" type="checkbox"/> No If "Yes" Package wgt. N/A	No. Per container N/A	2. Type of Container <input checked="" type="checkbox"/> Metal <input type="checkbox"/> Plastic <input type="checkbox"/> Glass <input type="checkbox"/> Paper <input type="checkbox"/> Other (Specify)
3. Location of Net Contents Information <input checked="" type="checkbox"/> Label <input type="checkbox"/> Container	4. Size(s) Retail Container 1.05 oz..	5. Location of Label Directions <input checked="" type="checkbox"/> On Label <input type="checkbox"/> On Labeling accompanying product			
6. Manner in Which Label is Affixed to Product <input checked="" type="checkbox"/> Lithograph <input type="checkbox"/> <input checked="" type="checkbox"/> Paper glued <input type="checkbox"/> Stenciled					

Section IV

1. Contact Point (Complete items directly below for identification of individual to be contacted, if necessary, to process this application)		
Name Stuart McArthur	Title Sr. Registration Specialist	Telephone No. (Include Area Code) (262) 260-2405
Certification I certify that the statements I have made on this form and all attachments thereto are true, accurate and complete. I acknowledge that any knowingly false or misleading statements may be punishable by fine or imprisonment or both under applicable law.		6. Date Application Received (Stamped)
2. Signature 	3. Title Sr. Registration Specialist	(Stamp area with grid lines)
4. Typed Name Stuart McArthur	5. Date 7/15/09	



A FAMILY COMPANY

S.C. Johnson & Son, Inc.
1525 Howe Street
Racine, WI 53403-2236
262.260.2000

NOTIFICATION

July 15, 2009

U. S. Environmental Protection Agency
Office of Pesticide Programs
Document Processing Desk (Notification)
Ariel Rios Building
1200 Pennsylvania Ave., NW
Washington, D.C. 20460
ATTN: Ms. Sherada Hobgood

Dear Ms. Hobgood:

Re: Notification of Minor Label Text Corrections
Raid Formula 278 Insect Killer 17, EPA Reg. No. 4822-278

Hi, Sherada, hope this letter finds you well.

Attached please find an application form and a master label, adding the word "**cool**" to the Storage and Disposal instructions, revising the current statement to read, "Store unused units in this outside carton in a **cool, dry** area inaccessible to children." This change is consistent with the requirements in PR 98-10, Section II.G. We also wish to take this opportunity to add "**Sold By**" preceding our company name and address, per 40 CFR 156.10(c).

This notification is consistent with the provisions of PR Notice 98-10 and EPA regulations at 40 CFR 152.46, and no other changes have been made to the labeling or confidential statement of formula of this product. I understand that it is a violation of 18 U.S.C. Sec. 1001 to willfully make any false statement to EPA. I further understand that if this notification is not consistent with the terms of PR Notice 98-10 and 40 CFR 152.46, this product may be in violation of FIFRA and I may be subject to enforcement action and penalties under sections 12 and 14 of FIFRA.


If you have any questions concerning this submission please call me at 262-260-2405.

Thanks very much.

Sincerely,

Stuart McArthur
Senior Registration Specialist
S. C. Johnson & Son, Inc.
Scmcarth@scj.com

Attachment



5/8

NOTIFICATION

7/15/09 Notification – Add “cool” and “sold by”

SEP 11 2009

[On Outside Packaging]

S. C. Johnson Wax

RAID FORMULA 278 INSECT KILLER

Deep-penetrating (smoke) (fog) kills (roaches) (&) (fleas) (bugs) (silverfish) (yellow mealworm beetles) (carpet beetles) (clothes moths) (crickets) (Asian lady beetles) where they hide.

ACTIVE INGREDIENT:

Permethrin.....12.6%

OTHER INGREDIENTS:.....87.4%

Keep Out of Reach of Children

WARNING

See Additional Precautionary Statements on Outside Carton

(Net Weight) Contains: (3) (0.35 oz.) (units) [(Two) (2) Foggers (Pack)]

RAID FORMULA 278 INSECT KILLER PENETRATES DEEP TO KILL MORE (ROACHES) (AND) (FLEAS) (BUGS) (silverfish) (yellow mealworm beetles) (carpet beetles) (clothes moths) (crickets) (Asian lady beetles) DEAD.

RAID FORMULA 278 INSECT KILLER creates a deep-penetrating, fumigating (smoke) (fog) that flushes (roaches) (and) (fleas) (bugs) (silverfish) (yellow mealworm beetles) (carpet beetles) (clothes moths) (crickets) (Asian lady beetles) out from where they hide and kills them on contact.


When activated, it fumigates the whole room with a dry, white cloud of (smoke) (fog). The fumigating (smoke) (fog) stays in the air during the 3-hour treatment, penetrating deep, filling cracks and crevices and going way under furniture and appliances to kill (roaches) (and) (fleas) (bugs) (silverfish) (yellow mealworm beetles) (carpet beetles) (clothes moths) (crickets) (Asian lady beetles) where they hide. That is why it kills so many bugs!!

RAID FORMULA 278 INSECT KILLER can be used in kitchens, living areas, garages, attics, basements and pet areas. One unit treats a room of up to 16' x 20'. For best results, keep treated rooms closed for 3 hours after treatment.

TO CONTROL FLEAS:

RAID FORMULA 278 INSECT KILLER kills adult fleas on contact. However, flea eggs in your carpet may continue to hatch for two to three weeks after treatment. For better control of fleas, do the following in addition to treating with RAID FORMULA 278 INSECT KILLER:

Clean or replace soiled pet bedding including cat litter. Vacuum pet quarters, carpets and all areas where fleas are found. Treat pet areas with Raid Flea Killer Plus. Its egg-stop formula kills fleas and their hatching eggs. Treat your pet with an approved flea control product before returning it to treated area.



Relieves infestations.

Convenient - easy to use.

Delayed fogging (fumigating) allows time to leave room.

No (wet) (messy) (mess) (or) (oily) residue

No oily residue on surfaces.

Fresh scent.

No stains.

Kills (fleas) (and) (roaches) (bugs) (silverfish) (yellow mealworm beetles) (carpet beetles) (clothes moths) (crickets) (Asian lady beetles) where they hide.

Has delayed fogging (fumigating) action for greater convenience.

Drives bugs out and kills on contact.

Flushes bugs out from where they hide and kills on contact.

Kills bugs dead.

Dry (smoke) (fog) leaves no wet mess or residue.

Dry (smoke) (fog) kills (bugs) (roaches) (and) (spiders) (silverfish) (yellow mealworm beetles) (carpet beetles) (clothes moths) (crickets) (Asian lady beetles) where they hide.

House and Yard Line

Garden Center Size

3 Pack

Delayed Fogging Action

Instrucciones en Espanol dentro de la caja.

KILLS: Roaches, Palmetto Bugs, Waterbugs, Fleas, Ticks, Mosquitoes, Flies, Ants, Spiders, silverfish, yellow mealworm beetles, carpet beetles, clothes moths, crickets, Asian lady beetles. (NOTE pre-adult fleas not included)

DIRECTIONS FOR USE: It is a violation of Federal law to use this product in a manner inconsistent with its labeling.

Preparation and Directions for using RAID FORMULA 278 INSECT KILLER :

1) **ROOM PREPARATION:** Open cabinets, cupboards, drawers, closets and doors in the areas to be treated. REMOVE or cover exposed foods, dishes, utensils, food processing equipment and surfaces (newspapers may be used). REMOVE plants, pets and birds. Tightly cover or remove fish tanks and bowls. Turn off air flow systems in aquariums. CLOSE outside doors and windows. SHUT OFF fans and air conditioners and temporarily disconnect (smoke) (fog) alarms.

2) **TREATMENT:** DO NOT OPEN UNTIL READY TO USE. Grasp the foil tab and peel it off of the plastic cup. Remove the metal can from the cup.


3) Add water to the line near the base of the plastic cup. DO NOT OVER FILL. Place the plastic cup on the floor in the center of the room.

4) **TO ACTIVATE:** Replace the metal can into the plastic cup. DO NOT INSERT UPSIDE DOWN.

5) Fumigation starts within 1-2 minutes. Leave the room and keep the outside doors and windows closed for 3 hours.

6) **AFTER TREATMENT:** Before re-occupying the area, open all doors and windows and allow the treated area to air for 30 minutes.

7) **TURN ON SMOKE ALARMS AND AQUARIUMS.**



STORAGE AND DISPOSAL:

STORAGE: Store unused units in this outside carton in a *cool*, dry area inaccessible to children.

DISPOSAL: Before Disposing, empty the container by using the product according to the label. Do not reuse this container. Place in the trash or offer for recycling if available.

If partially filled: Call your local solid waste agency or 1-800-529-3394 for disposal instructions. Never place unused product down any indoor or outdoor drain.

PRECAUTIONARY STATEMENTS

Hazards to Humans and Domestic Animals

WARNING: Harmful if swallowed or absorbed through the skin. Causes eye irritation. Avoid contact with skin, eyes or clothing. Avoid breathing (smoke) (fog). Do not remain in enclosed areas during treatment. Ventilate enclosed areas before returning. Avoid contamination of food and foodstuffs. Cover and turn off fish aquariums. Remove plants, pets and birds before using. Wash hands with soap and water after handling this product.

First Aid

Call a poison control center or doctor immediately for treatment advice.

If Swallowed: Have person sip a glass of water if able to swallow. Do not induce vomiting unless told to do so by a poison control center or doctor. Do not give anything by mouth to an unconscious person.

If on skin or clothing: Take off contaminated clothing. Rinse skin immediately with plenty of water for 15-20 minutes.

If in Eyes: Hold eye open and rinse slowly and gently with water for 15-20 minutes. Remove contact lenses, if present, after the first 5 minutes, then continue rinsing the eye.

Have the product container or label with you when calling a poison control center or doctor, or going for treatment.

[Note to Reviewer: Boxed format and "bullets" will be used if label space permits.]

Physical and Chemical Hazards:

When metal can comes in contact with the water, and for 30 minutes thereafter, the metal can will be hot. This is normal. In order to avoid skin burns, do not touch hot metal can during this time. Heat resistant plastic cup protects the surface where it is placed.

Questions? Comments?

Call 800-558-5252

Weekdays 9-9 Eastern time

or Write Helen Johnson

Sold By © 1991 S. C. Johnson & Son, Inc.


Racine, WI 53403 U. S. A.

All Rights Reserved

EPA Reg. No. 4822-278

EPA Est. No. 4822-WI-1

Product manufactured and marketed under license from Earth Chemical Co., Ltd.- Japan. Patent No. 4171340



Page 4

[On Plastic Cup – Front]

Add water to line.

NOTIFICATION

[On Seal Over Plastic Cup]

SEP 11 2009

RAID (FORMULA 278 INSECT KILLER) (Fumigator)

Do not open until ready to use.

Add water to line near base of plastic cup. Do not overfill.

Do not reuse or refill this cup

[On foil seal over can]

Remove this can before adding water

Read directions on box.

This side up.

[On Insecticide Can]

ACTIVE INGREDIENT:

Permethrin.....12.6%

OTHER INGREDIENTS.....87.4%

Keep Out of Reach of Children

WARNING

See Additional Precautionary Statements on Outside Carton

Net Weight: 0.35 oz.

When this metal can comes in contact with water, and for 30 minutes thereafter, the metal can will be hot. This is normal. In order to avoid skin burns, do not touch hot metal can during this time. Heat resistant plastic cup protects the surface where it is placed.

Sold By © 1991 S. C. Johnson & Son, Inc.
Racine, WI 53403 U. S. A.

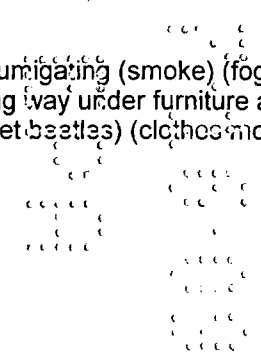
EPA Reg. No. 4822-278
EPA Est. No. 4822-WI-1

[On Instruction Leaflet]

RAID FORMULA 278 INSECT KILLER PENETRATES DEEP TO KILL MORE ROACHES (BUGS) DEAD.

RAID FORMULA 278 INSECT KILLER creates a deep-penetrating fumigating (smoke) (fog) that flushes bugs out from where they hide and kills them on contact.

When activated, it fumigates the whole room with a dry, white cloud of (smoke) (fog). The fumigating (smoke) (fog) stays in the air during the 3-hour treatment, penetrating deep, filling cracks and crevices and going way under furniture and appliances to kill (roaches) (and) (fleas) (bugs) (silverfish) (yellow mealworm beetles) (carpet beetles) (clothes moths) (crickets) (Asian lady beetles) where they hide. That is why it kills so many bugs!!



RAID FORMULA 278 INSECT KILLER can be used in kitchens, living areas, garages, attics, basements and pet areas. One unit treats a room of up to 16' x 20'. For best results, keep treated rooms closed for 3 hours after treatment.

TO CONTROL FLEAS:

RAID FORMULA 278 INSECT KILLER kills adult fleas on contact. However, flea eggs in your carpet may continue to hatch for two to three weeks after treatment. For better control of fleas, do the following in addition to treating with RAID FORMULA 278 INSECT KILLER:

- Clean or replace soiled pet bedding including cat litter. Vacuum pet quarters, carpets and all areas where fleas are found.
- Treat pet areas with Raid Flea Killer Plus. Its egg-stop formula kills fleas and their hatching eggs.
- Treat your pet with an approved flea control product before returning it to treated area.

- Relieves infestations.
- Convenient - easy to use.
- Delayed fogging (fumigating) allows time to leave room.
- No (wet) (messy) (mess) (or) (oily) residue on surfaces.
- Fresh scent.
- No stains.
- Kills fleas and roaches (bugs) where they hide.
- Has delayed fogging action for greater convenience.
- Drives bugs out and kills on contact.
- Flushes bugs out from where they hide and kills on contact.
- Kills bugs dead.
- Dry (smoke) (fog) leaves no wet mess or residue.

KILLS: Roaches, Palmetto Bugs, Water Bugs, Fleas, Ticks, Mosquitoes, Flies, Ants, and Spiders, silverfish, yellow mealworm beetles, carpet beetles, clothes moths, crickets, Asian lady beetles. (NOTE pre-adult fleas not included)

DIRECTIONS FOR USE: It is a violation of Federal law to use this product in a manner inconsistent with its labeling. Preparation and Directions for using RAID FORMULA 278 INSECT KILLER:

- 1) ROOM PREPARATION:** Open cabinets, cupboards, drawers, closets and doors in the areas to be treated. REMOVE or cover exposed foods, dishes, utensils, food processing equipment and surfaces (newspapers may be used). REMOVE plants, pets and birds. Tightly cover or remove fish tanks and bowls. Turn off air flow systems in aquariums. CLOSE outside doors and windows. SHUT OFF fans and air conditioners and temporarily disconnect smoke alarms.
- 2) TREATMENT: DO NOT OPEN UNTIL READY TO USE.** Grasp the foil tab and peel it off of the plastic cup. Remove the metal can from the cup.
- 3) Add water to the line near the base of the plastic cup. DO NOT OVER FILL.** Place the plastic cup on the floor in the center of the room.
- 4) TO ACTIVATE:** Replace the metal can into the plastic cup. DO NOT INSERT UPSIDE DOWN.
- 5) Fumigation starts within 1-2 minutes.** Leave the room and keep the outside doors and windows closed for 3 hours.
- 6) AFTER TREATMENT:** Before re-occupying the area, open all doors and windows and allow the treated area to air for 30 minutes.
- 7) TURN ON SMOKE ALARMS AND AQUARIUMS.**

STORAGE AND DISPOSAL:

STORAGE: Store unused units in outside carton in a *cool*, dry area inaccessible to children.

DISPOSAL: Before Disposing, empty the container by using the product according to the label. Do not reuse this container. Place in the trash or offer for recycling if available.

If partially filled: Call your local solid waste agency or 1-800-529-3394 for disposal instructions. **Never place unused product down any indoor or outdoor drain.**

