

4822-278

01/31/2002

1/5

Label 4822-278, 1st Aid PR Notice 8/22/01

(On Outside Packaging - front of a single pack)

S. C. Johnson Wax
RAID FORMULA 278 INSECT KILLER
Deep-penetrating (smoke) (fog) kills roaches & fleas (bugs) where they hide.

ACTIVE INGREDIENT:

* Permethrin.....12.6%

INERT INGREDIENTS:.....87.4%

Keep Out of Reach of Children

WARNING

See Additional Precautionary Statements on Outside Carton

(Net Weight) Contains: (3) (0.35 oz.) (units) [(Two) (2) Foggers (Pack)]

(On Outside Packaging - right panel)

RAID FORMULA 278 INSECT KILLER PENETRATES DEEP TO KILL MORE ROACHES AND FLEAS (BUGS) DEAD.

RAID FORMULA 278 INSECT KILLER creates a deep-penetrating, fumigating (smoke) (fog) that flushes roaches and fleas (bugs) out from where they hide and kills them on contact.

When activated, it fumigates the whole room with a dry, white cloud of (smoke) (fog). The fumigating (smoke) (fog) stays in the air during the 3-hour treatment, penetrating deep, filling cracks and crevices and going way under furniture and appliances to kill roaches and fleas (bugs) where they hide. That is why it kills so many bugs!!

RAID FORMULA 278 INSECT KILLER can be used in kitchens, living areas, garages, attics, basements and pet areas. One unit treats a room of up to 16' x 20'. For best results, keep treated rooms closed for 3 hours after treatment.

TO CONTROL FLEAS:

RAID FORMULA 278 INSECT KILLER kills adult fleas on contact. However, flea eggs in your carpet may continue to hatch for two to three weeks after treatment. For better control of fleas, do the following in addition to treating with RAID FORMULA 278 INSECT KILLER:

Clean or replace soiled pet bedding including cat litter. Vacuum pet quarters, carpets and all areas where fleas are found.

Treat pet areas with Raid Flea Killer Plus. Its egg-stop formula kills fleas and their hatching eggs.

Treat your pet with an approved flea control product before returning it to treated area.

ACCEPTED
JAN 31 2002
Under the Federal Insecticide, Fungicide, and Rodenticide Act as amended, for the pesticide registered under EPA Reg. No. 4822-278

- Relieves infestations.
- Convenient - easy to use.
- Delayed fogging (fumigating) allows time to leave room.
- No oily residue
- No oily residue on surfaces.
- Fresh scent.
- No stains.
- Kills fleas and roaches (bugs) where they hide.
- Has delayed fogging (fumigating) action for greater convenience.
- Drives bugs out and kills on contact.
- Flushes bugs out from where they hide and kills on contact.
- Kills bugs dead.
- Dry (smoke) (fog) leaves no wet mess or residue.
- Dry (smoke) (fog) kills roaches and spiders where they hide.

House and Yard Line
 Garden Center Size
 3 Pack

Delayed Fogging Action
 Instrucciones en Espanol dentro de la caja.

(On Outside Package - left panel)

KILLS: Roaches, Palmetto Bugs, Waterbugs, Fleas, Ticks, Mosquitoes, Flies, Ants, and Spiders. (NOTE pre-adult fleas not included)

DIRECTIONS FOR USE: It is a violation of Federal law to use this product in a manner inconsistent with its labeling.


Preparation and Directions for using RAID FORMULA 278 INSECT KILLER :

- 1) **ROOM PREPARATION:** Open cabinets, cupboards, drawers, closets and doors in the areas to be treated. REMOVE or cover exposed foods, dishes, utensils, food processing equipment and surfaces (newspapers may be used). REMOVE plants, pets and birds. Tightly cover or remove fish tanks and bowls. Turn off air flow systems in aquariums. CLOSE outside doors and windows. SHUT OFF fans and air conditioners and temporarily disconnect (smoke) (fog) alarms.
- 2) **TREATMENT: DO NOT OPEN UNTIL READY TO USE.** Grasp the foil tab and peel it off of the plastic cup. Remove the metal can from the cup.
- 3) Add water to the line near the base of the plastic cup. DO NOT OVER FILL. Place the plastic cup on the floor in the center of the room.
- 4) **TO ACTIVATE:** Replace the metal can into the plastic cup. DO NOT INSERT UPSIDE DOWN.
- 5) Fumigation starts within 1-2 minutes. Leave the room and keep the outside doors and windows closed for 3 hours.
- 6) **AFTER TREATMENT:** Before re-occupying the area, open all doors and windows and allow the treated area to air for 30 minutes.
- 7) **TURN ON SMOKE ALARMS AND AQUARIUMS.**

STORAGE AND DISPOSAL:

STORAGE: Store unused units in this outside carton in a dry area inaccessible to children.

DISPOSAL: Do not reuse container. Wrap used containers and discard in trash.



(Outside Packaging - on top of box)

S. C. Johnson Wax
RAID FORMULA 278 INSECT KILLER
Deep-penetrating (smoke) (fog) kills roaches & fleas (bugs) where they hide.

(Outside Packaging - Back panel)

PRECAUTIONARY STATEMENTS

Hazards to Humans and Domestic Animals

WARNING: Harmful if swallowed or absorbed through the skin. Causes eye irritation. Avoid contact with skin, eyes or clothing. Avoid breathing (smoke) (fog). Do not remain in enclosed areas during treatment. Ventilate enclosed areas before returning. Avoid contamination of food and foodstuffs. Cover and turn off fish aquariums. Remove plants, pets and birds before using. Wash hands with soap and water after handling this product.

First Aid

Call a poison control center or doctor immediately for treatment advice.

If Swallowed: Have person sip a glass of water if able to swallow. Do not induce vomiting unless told to do so by a poison control center or doctor. Do not give anything by mouth to an unconscious person.

On skin or clothing: Take off contaminated clothing. Rinse skin immediately with plenty of water for 15-20 minutes.

If in Eyes: Hold eye open and rinse slowly and gently with water for 15-20 minutes. Remove contact lenses, if present, after the first 5 minutes, then continue rinsing the eye.

Have the product container or label with you when calling a poison control center or doctor, or going for treatment.

[Note to Reviewer: Boxed format and "bullets" will be used if label space permits.]

Physical and Chemical Hazards:

When metal can comes in contact with the water, and for 30 minutes thereafter, the metal can will be hot. This is normal. In order to avoid skin burns, do not touch hot metal can during this time. Heat resistant plastic cup protects the surface where it is placed.

Questions? Comments?

Call 800-558-5252

Weekdays 9-9 Eastern time

or Write Helen Johnson

© 1991 S. C. Johnson & Son, Inc.

Jacine, WI 53403 U. S. A.

All Rights Reserved


EPA Reg. No. 4822-278

EPA Est. No. 4822-WI-1

Product manufactured and marketed under license from Earth Chemical Co., Ltd.- Japan. Patent No. 4171340

(On Plastic Cup - Front)

Add water to line.



(On Insecticide Can)

S. C. Johnson Wax
RAID FORMULA 278 INSECT KILLER

Insert into plastic cup with this side up.

ACTIVE INGREDIENT:

* Permethrin.....12.6%

INERT INGREDIENTS.....87.4%

Keep Out of Reach of Children

WARNING

See Additional Precautionary Statements on Outside Carton

Net Weight: 0.35 oz.

When this metal can comes in contact with water, and for 30 minutes thereafter, the metal can will be hot. This is normal. In order to avoid skin burns, do not touch hot metal can during this time. Heat resistant plastic cup protects the surface where it is placed.

© 1991 S. C. Johnson & Son, Inc.
Racine, WI 53403 U. S. A.

EPA Reg. No. 4822-278
EPA Est. No. 4822-WI-1

(On Seal Over Plastic Cup)

RAID FORMULA 278 INSECT KILLER


Do not open until ready to use.

Grasp foil tab and peel off of plastic cup.

(On Instruction Leaflet)

RAID FORMULA 278 INSECT KILLER PENETRATES DEEP TO KILL MORE ROACHES (BUGS) DEAD.

RAID FORMULA 278 INSECT KILLER creates a deep-penetrating fumigating (smoke) (fog) that flushes bugs out from where they hide and kills them on contact.



When activated, it fumigates the whole room with a dry, white cloud of (smoke) (fog). The fumigating (smoke) (fog) stays in the air during the 3-hour treatment, penetrating deep, filling cracks and crevices and going way under furniture and appliances to kill roaches and fleas (bugs) where they hide. That is why it kills so many bugs!!

RAID FORMULA 278 INSECT KILLER can be used in kitchens, living areas, garages, attics, basements and pet areas. One unit treats a room of up to 16' x 20'. For best results, keep treated rooms closed for 3 hours after treatment.

TO CONTROL FLEAS:

RAID FORMULA 278 INSECT KILLER kills adult fleas on contact. However, flea eggs in your carpet may continue to hatch for two to three weeks after treatment. For better control of fleas, do the following in addition to treating with RAID FORMULA 278 INSECT KILLER:

Clean or replace soiled pet bedding including cat litter. Vacuum pet quarters, carpets and all areas where fleas are found. Treat pet areas with Raid Flea Killer Plus. Its egg-stop formula kills fleas and their hatching eggs. Treat your pet with an approved flea control product before returning it to treated area.

- Relieves infestations.
- Convenient - easy to use.
- Delayed fogging (fumigating) allows time to leave room.
- No oily residue on surfaces.
- Fresh scent.
- No stains.
- Kills fleas and roaches (bugs) where they hide.
- Has delayed fogging action for greater convenience.
- Drives bugs out and kills on contact.
- Flushes bugs out from where they hide and kills on contact.
- Kills bugs dead.
- Dry (smoke) (fog) leaves no wet mess or residue.

KILLS: Roaches, Palmetto Bugs, Water Bugs, Fleas, Ticks, Mosquitoes, Flies, Ants, and Spiders. (NOTE pre-adult fleas not included)

DIRECTIONS FOR USE: It is a violation of Federal law to use this product in a manner inconsistent with its labeling. Preparation and Directions for using RAID FORMULA 278 INSECT KILLER:

- 1) **ROOM PREPARATION:** Open cabinets, cupboards, drawers, closets and doors in the areas to be treated. REMOVE or cover exposed foods, dishes, utensils, food processing equipment and surfaces (newspapers may be used). REMOVE plants, pets and birds. Tightly cover or remove fish tanks and bowls. Turn off air flow systems in aquariums. CLOSE outside doors and windows. SHUT OFF fans and air conditioners and temporarily disconnect smoke alarms.
- 2) **TREATMENT:** DO NOT OPEN UNTIL READY TO USE. Grasp the foil tab and peel it off of the plastic cup. Remove the metal can from the cup.
- 3) Add water to the line near the base of the plastic cup. DO NOT OVER FILL. Place the plastic cup on the floor in the center of the room.
- 4) **TO ACTIVATE:** Replace the metal can into the plastic cup. DO NOT INSERT UPSIDE DOWN.
- 5) Fumigation starts within 1-2 minutes. Leave the room and keep the outside doors and windows closed for 3 hours.
- 6) **AFTER TREATMENT:** Before re-occupying the area, open all doors and windows and allow the treated area to air for 30 minutes.
- 7) **TURN ON SMOKE ALARMS AND AQUARIUMS.**

STORAGE AND DISPOSAL:

STORAGE: Store unused units in outside carton in a dry area inaccessible to children.
DISPOSAL: Do not reuse container. Wrap used containers and discard in trash.

Kills: Roaches, Palmetto Bugs, Waterbugs, Fleas, Ticks, Mosquitoes, Flies, Ants and Spiders.

