

NOV 6 1991

Mr. Robert V. Yocum  
S.C. Johnson & Company  
1525 Howe Street  
Racine, Wisconsin 53403-5011

Subject: New Product Name/Revised Labeling  
Raid Home Insect Killer Formula II (formerly Raid  
Professional Strength Home Insect Killer Formula II)  
EPA Registration Number 4822-238  
Your Application Dated August 26, 1991

Dear Ms. Yocum:

The labeling referred to above, submitted in connection with registration under the Federal Insecticide, Fungicide, and Rodenticide Act, as amended, is acceptable provided that you make the labeling change given below before you release the product for shipment bearing the amended labeling:

The claim, "Propellant Free," on Exxel container labeling must be deleted.

Submit five (5) copies of your final printed labeling before you release the product for shipment.

A stamped copy of the labeling is enclosed for your records.

The change of product name to

Raid Home Insect Killer Formula II

is acceptable. We have amended our records to reflect this change.

Sincerely yours,

Dennis H. Edwards, Jr.  
Product Manager (19)  
Insecticide-Rodenticide Branch  
Registration Division (H7505C)

Enclosure

S. C. JOHNSON WAX

RAID  
HOME  
INSECT  
KILLER  
Formula II

CLEAN FRESH SCENT  
KILLS FIRE ANTS  
KILLS ROACHES AND FLEAS  
KEEPS KILLING FOR WEEKS  
TREATMENT FOR THE WHOLE HOME AGAINST 17 INSECTS (LISTED ON BACK)

ACTIVE INGREDIENT:

Chlorpyrifos [0,0-Diethyl 0-(3,5,6-trichloro-2-pyridyl)  
phosphorothioate] .....0.50%  
INERT INGREDIENTS: .....99.50%

KEEP OUT OF REACH OF CHILDREN  
CAUTION  
SEE ADDITIONAL PRECAUTIONARY STATEMENTS ON BACK


NET WT. 64 FL. OZ.

ACCEPTED  
WITH COMMENTS  
in EPA Letter 11/2/91

NOV 6 1991

Under the Federal Insecticide,  
Fungicide, and Rodenticide Act  
as amended, for the pesticide  
registered under EPA Reg. No.

4822-238



**RAID HOME INSECT KILLER FORMULA II**

Residual treatment against pests for the whole home. Kills and controls 17 different pests. Keeps killing for weeks. Water-based formula. Non-staining. Non-damaging to carpets, rugs, floors and baseboards. No strong solvent odor. Use both indoors and out.

**PRECAUTIONARY STATEMENTS**

**HAZARDS TO HUMANS AND DOMESTIC ANIMALS**

**CAUTION:** May be harmful if swallowed or absorbed through the skin. Avoid contact with eyes, skin or clothing. Do not smoke while using. Wash thoroughly after handling. Avoid breathing spray mist or vapors. Keep away from food, feedstuffs and domestic water supplies. Remove pets and cover fish bowls (tanks) before spraying. Do not allow children or pets to contact treated surface until spray has completely dried.

**STATEMENT OF PRACTICAL TREATMENT**

**If swallowed:** Call a physician or Poison Control Center. Drink 1 to 2 glasses of water and induce vomiting by sticking finger down throat. Do not induce vomiting or give anything to an unconscious or convulsing person.

**If on Skin:** Wash thoroughly with soap and water.

**If in Eyes:** Flush with plenty of water. Get medical attention if irritation persists.

**Note to Physician:** Atropine by injection is antidotal only if symptoms of cholinesterase inhibition are present.

**ENVIRONMENTAL HAZARDS**


This product is toxic to fish, birds and other wildlife. Keep out of lakes, ponds or streams. Do not contaminate water by cleaning of equipment or disposal of wastes.

**DIRECTIONS FOR USE:** It is a violation of Federal law to use this product in a manner inconsistent with its labeling.

**SHAKE BEFORE USING. TO USE HOSE SPRAYER ATTACHMENT:** Remove cap from bottle. Insert sprayer tube into bottle and tighten screw cap. To prime sprayer before use, unscrew tip of nozzle two complete turns. Hold sprayer below level of bottle and squeeze trigger firmly about 10-15 times until product is dispensed. If a coarser spray is required, continue to loosen tip of nozzle. The sprayer can deliver a wide range of sprays, from fine mist for wide area coverage to jet stream for small, tight areas. To prevent sprayer from leaking during storage, tighten tip of nozzle securely.

**INDOORS: COCKROACHES, WATERBUGS, FIREBRATS, SILVERFISH, CRICKETS, EARWIGS, SOWBUGS, CENTIPEDES, MILLIPEDES:** Spray until wet in cracks, around baseboards, behind and beneath cabinets, refrigerators, sinks, stoves, around plumbing, and other localized areas infested with insects. Repeat as necessary. Do not spray on copper or brass.

**ANTS:** Spray until surface is wet, applying to ant trails, around doors and window frames and wherever ants enter the house. Repeat as necessary.



**SPIDERS:** Spray pests directly wherever possible. Apply to localized areas where infestations occur. Spray until surfaces are wet, particularly around windows, doors, baseboards and crawl spaces. Repeat as necessary.

**CARPET BEETLES:** Apply along baseboards, edges of carpeting, under furniture, under carpeting and rugs, in closets and shelving where infestations occur or are suspected. Spray surfaces until wet. Repeat as necessary.

**FLEAS AND BROWN DOG TICKS:** Apply to infested areas such as pet bedding and resting quarters, around baseboards, door frames and wall cracks. Spray surface until wet. Old, soiled bedding of pets should be removed and replaced with clean, fresh bedding after spray has been allowed to dry. Do not spray directly on animals. Repeat as necessary. For best results pets should be treated with a flea control product registered with animal application to control the source of the infestation.

**OUTDOORS: FLIES, MOSQUITOES, SMALL FLYING MOTHS:** For outdoor use only to aid in reducing annoyance from these insects. Spray outside surfaces of screens, doors, window frames or wherever these insects may enter. Spray around light fixtures on porches, in garages and other places where these insects are known to alight or congregate.

**FLEAS & BROWN DOG TICKS:** For treatment of localized infestations of these insects in outdoor areas where there are weeds or brushy non-crop areas, spray infested areas thoroughly. Repeat applications as infestations warrant and as reinfestations occur.

**ANTS:** Thoroughly wet nest mounds in soil and runways. Repeat applications as reinfestations warrant.

**MOUND DRENCH FOR FIRE ANTS:** Dilute 1 pint (16 fl. oz.) Raid Home Insect Killer per 2 gallons of water. Using a sprinkler can, apply 2 gallons of solution as a gentle rain to each fire ant mound. Thoroughly wet mound and surrounding area to a 4 ft. diameter (12 sq. ft.) Treatment is most effective during cool weather (65-80<sup>0</sup>) or in the early morning or late evening hours. Treat all mounds in the vicinity and treat new mounds as they appear. Do not use pressurized spray equipment for application of this product. This may disturb the ants, causing migration away from the treated area, thus reducing product effectiveness. For multiple mound treatments, larger quantities of solution can be prepared. Application at the rate of 2 gallons per mound is required.

**STORAGE AND DISPOSAL**

**STORAGE:** Store in original container in an area inaccessible to children. Do not freeze.

**DISPOSAL:** Do not reuse container or sprayer for any other purpose. Wrap container and put in trash.

Questions? Comments?

Call 800-558-5252

Weekdays 9-5 Eastern time


or Write Helen Johnson

© 1991 S. C. Johnson & Son, Inc.

Racine WI 53403 U. S. A.

All Rights Reserved

EPA Reg No. 4822-238 EPA Est. No. 4822-WI-1



**IF AN EXCEL CONTAINER IS USED THE FOLLOWING LABEL DIRECTIONS AND ADDITIONAL CLAIMS WILL BE USED.**

**Additional Front Label Claims**

- \*New Automatic Sprayer - No Need to Pump
- \*Propellant-Free Spray

**DIRECTIONS FOR USE**

It is a violation of Federal Law to use this product in a manner inconsistent with its labeling.

Shake well before using.

Sprayer works automatically - there is no need to pump. Container may be sprayed in any position - even upside down.

Point spray opening toward surface to be sprayed and press button firmly. Hold about 8-10 inches from surface being sprayed. Spray until surfaces are slightly wet.

