

<LABEL>

JOHNSON  
WAX  
RAID

12

OUTDOOR  
FLEA KILLER

(PICTURE)

KILLS FLEAS  
OUTSIDE  
FOR WEEKS

NEW ON-OFF SPRAY CONTROL  
CONCENTRATE-COVERS 2500 SQ.FT.

ACTIVE INGREDIENTS: Chlorpyrifos [0,0-diethyl0-(3,5,6-trichloro-2-pyridyl) phosphorothioate] 3.81%  
INERT INGREDIENTS: 96.19%


NET WT. 23 AV. OZ.

KEEP OUT OF REACH OF CHILDREN

CAUTION

SEE DIRECTIONS & CAUTIONS ON BACK

Not Reviewed. Registrant claims to be in accordance with Reregistration of Pesticide Product Guidance for Phase 2 Response, Page 2.12, Active to Inert Change in Status.



**RAID . . . . . OUTDOOR FLEA KILLER**  
Kills fleas outside on lawns, flower garden beddings, patios and foundations before bugs get inside. An effective way to kill fleas, ants and roaches, ticks and spiders. Raid Outdoor Flea Killer keeps on killing for weeks. It attaches to any garden hose. The foam tracer disappears within minutes. It helps insure complete coverage-enough to cover 2500 sq. ft.

- o CONCENTRATE-MIXES AUTOMATICALLY      o NO MIXING-NO MESS-NO MEASURING
- o FOAM TRACER SHOWS WHERE YOU HAVE SPRAYED      o ON-OFF SPRAY CONTROL

**PRECAUTIONARY STATEMENTS  
HAZARDS TO HUMANS AND DOMESTIC ANIMALS  
CAUTION**

May be harmful if swallowed. Avoid contact with skin, eyes or clothing. Wash hands thoroughly with soap and water after use, and before eating or smoking. Avoid spraying food crops. Keep away from food, feedstuffs and domestic water supplies. Do not allow children or pets to contact treated surfaces until spray has dried. Remove pets before spraying.

Note to Physician: Chlorpyrifos is a cholinesterase inhibitor. Treat symptomatically. Atropine only by injection is an antidote.

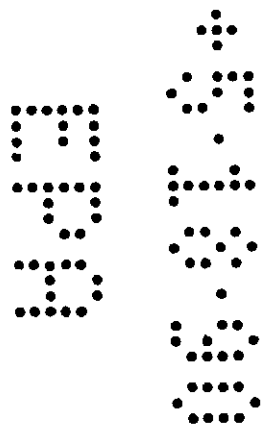
**STATEMENT OF PRACTICAL TREATMENT:** If Swallowed: Drink 1 or 2 glasses of water and induce vomiting by touching back of throat with finger. Do not induce vomiting or give anything by mouth to an unconscious person. Get medical attention immediately.  
If On Skin: Wash thoroughly with soap and water.  
If In Eyes: Flush with plenty of water. Get medical attention if irritation persists.

**ENVIRONMENTAL HAZARDS:** This product is toxic to fish, birds and other wildlife. Do not apply directly to water. Do not apply where runoff is likely to occur. Do not apply when weather conditions favor drift from areas treated. Do not contaminate water by cleaning of equipment or disposal of wastes.

This product is highly toxic to bees exposed to direct treatment or residues on plants. Protective information may be obtained from your Cooperative Agricultural Extension Service.

**PHYSICAL OR CHEMICAL HAZARDS:** Contents under pressure. Do not puncture. Do not use or store near heat or open flame. Exposure to temperatures above 120 degrees F. may cause bursting. Never throw container into fire or incinerator.

**DIRECTIONS FOR USE:** It is a violation of Federal Law to use this product in a manner inconsistent with its labeling.



**DIRECTIONS:**  
**SHAKE WELL BEFORE USING**  
**HOW TO OPERATE**

- |   |                  |   |                  |
|---|------------------|---|------------------|
| <p>1. Remove clear plastic safety guard.</p> <p>2. Attach hose to spray head coupling.</p> <p>3. Turn on water.</p> | <p>(Picture)</p> | <p>4. When ready to spray move purple tab to ON position.</p> <p>5. To stop spraying when finished, or when changing areas, return tab to OFF</p> | <p>(Picture)</p> |
|---|------------------|---|------------------|

**DIRECTIONS: HOW TO USE**-Spray Raid Outdoor Flea Killer evenly and completely over area or plants to be treated. Hold 3 feet above surface and move at a steady pace covering approximately 20 square feet in 5 seconds. During hot weather, apply in early morning or evening when temperature is below 90 degrees. Do not use on azaleas, camelias, poinsettias, rose bushes or variegated ivy because of possible injury to these plants. Keep children and pets off of area until spray treatment dries.

**STORAGE:** Store away from heat or open flame in an area inaccessible to children.

**DISPOSAL:** Do not reuse empty container. Wrap container and put in trash collection.

PEST	PROBLEM AREAS	NOTES
Fleas & Ticks	Lawns and Flower Gardens	Spray problem areas completely, taking care to spray areas frequented by pets. Re-treat as necessary for control.
Ants	Lawns, Patios and around Foundations	Spray problem areas completely, hitting ant hills and visible ants. Spray ground adjoining foundations. Re-treat as necessary for control.
Roaches (Water Bugs, Palmetto Bugs) & Spiders)	Around foundations, ornamental plants, and plants debris	Spray problem areas completely, covering foundations, ground adjoining foundations and all plant debris. Spray as many spiders as possible. Re-treat as necessary for control.
Chinch	Lawns	Spray lawns

Bugs

4 53

(UPS SYMBOL)

completely, thoroughly watering immediately after treatment to wash the insecticide into the turf. For best results, the lawn should be moist at time of treatment. Re-treat as necessary for control.

Questions? Call 800-558-5252 weekdays 9-5 Eastern Time, or write Carol Hansen @1982 S.C. Johnson & Son, Inc. Racine, WI 53403 U.S.A.

EPA Reg. No. 4822-230 EPA Est. No. 4822-WI-1

----- Top of Page 3 -----

(Hang Tag EPA Reg. No. 4822-230)

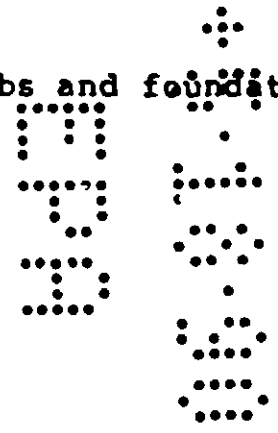
JOHNSON  
WAX

RAID

OUTDOOR FLEA KILLER

----- Top of Page 4 -----

PEST	PROBLEM AREA	NOTES
Crickets, Silverfish, Firebrats, Clover Mites, Earwigs, Flies, Millipeds, Sowbugs, Centipedes	Building surfaces and adjoining soil.	Spray surfaces and soil evenly trying to hit as many pests as possible.
Mosquitoes Flies, Small Flying Moths	Yard and Patio	Spray ground, shrubs and foundation in the area.



Gypsy Moth.,  
Japanese  
Beetles,  
Aphids,  
Bagworm,  
Eastern Tent  
Caterpillars,  
Mites, Spittle  
bugs, White  
Flies,  
Cutworms,  
Leafhoppers,  
Mealybugs,  
Exposed  
Thrips, Ash  
Borer, Lilac  
Borer, Scale  
Crawlers

Ornamental  
plants, trees  
shrubs, and  
ground around  
them.

Spray ornamentals and area around them  
making sure to treat the underside of  
the leaves.

Armyworms,  
Ticks,  
Chiggers,  
Clovermites,  
Crickets  
Earwigs, Sod  
Webworm,  
Turfgrass  
Weevil

**Lawns**

Spray Foam Tracer evenly over entire  
infested area.

Thoroughly water immediately after  
treatment to wash the insecticide into  
the turf, except as noted. For best  
results, the lawn should be moist at  
time of treatment.

For sod webworms, delay watering or  
mowing the treated areas for 12 to 24  
hours after treatment.

For turfgrass, weevil, spray suspected  
problem areas in mid-April and again in  
mid-May or as recommended by the local  
Agricultural Extension Service  
specialist in your area.

Japanese  
Beetle  
Larvae.  
European  
Chafer

**Lawns**

Spray Foam Tracer evenly over infested  
area.

For white grubs, spray when grubs are  
young and actively feeding near the soil  
surface, usually during late July and  
August or as recommended by the local  
Agricultural Extension Service special-  
ist for your area. Immediately after  
spraying, irrigate the treated area with  
1/2 to 1 inch of water to wash the  
insecticide into the underlying soil.

