



UNITED STATES ENVIRONMENTAL PROTECTION AGENCY
WASHINGTON, DC 20460

OFFICE OF CHEMICAL SAFETY
AND POLLUTION PREVENTION

September 26, 2018

Jean M. Fugate
Registration Specialist
S.C. Johnson & Son, Inc.
1525 Howe Street
Racine, WI 53403

Subject: Notification per PRN 98-10 –Money back guarantee
Product Name: RAID FOGGER FORMULA V
EPA Registration Number: 4822-229
Application Date: 8/14/2018
Decision Number: 543631

Dear Ms. Fugate:

The Agency is in receipt of your Application for Pesticide Notification under Pesticide Registration Notice (PRN) 98-10 for the above referenced product. The Registration Division (RD) has conducted a review of this request for its applicability under PRN 98-10 and finds that the action requested falls within the scope of PRN 98-10.

The label submitted with the application has been stamped “Notification” and will be placed in our records.

Should you wish to add/retain a reference to the company’s website on your label, then please be aware that the website becomes labeling under the Federal Insecticide Fungicide and Rodenticide Act and is subject to review by the Agency. If the website is false or misleading, the product would be misbranded and unlawful to sell or distribute under FIFRA section 12(a)(1)(E). 40 CFR 156.10(a)(5) list examples of statements EPA may consider false or misleading. In addition, regardless of whether a website is referenced on your product’s label, claims made on the website may not substantially differ from those claims approved through the registration process. Therefore, should the Agency find or if it is brought to our attention that a website contains false or misleading statements or claims substantially differing from the EPA approved registration, the website will be referred to the EPA’s Office of Enforcement and Compliance.

If you have any questions, you may contact Angela Hollis at 703-347-0216 or via email at hollis.angela@epa.gov.

Sincerely,

A handwritten signature in black ink, appearing to read "Elizabeth Fertich".

Elizabeth Fertich, Product Manager 04
Invertebrate & Vertebrate Branch 1
Registration Division (7505P)
Office of Pesticide Programs

RAID FOGGER FORMULA V

[All required text will appear in both English and Spanish]

ACTIVE INGREDIENTS:

Pyrethrins.....	0.500%
(S)-Methoprene.....	0.075%
Piperonyl Butoxide*.....	1.000%
N-octyl bicycloheptene dicarboximide.....	1.670%
OTHER INGREDIENTS.....	96.755%
TOTAL.....	100.000%

*(butylcarbityl) (6-propylpiperonyl) ether and related compounds

Contains sodium nitrite

KEEP OUT OF REACH OF CHILDREN

CAUTION: See additional precautionary statements (and complete use instructions) on back (inside) (bottom) (side)(panel)

Net Wt. (X oz) ((5 oz)(6oz) each (fogger))

NOTIFICATION

4822-229

The applicant has certified that no changes, other than those reported to the Agency have been made to the labeling. The Agency acknowledges this notification by letter dated:

09/26/2018

DIRECTIONS FOR USE

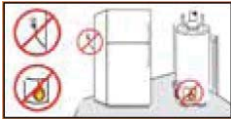



It is a violation of Federal Law to use this product in a manner inconsistent with its labeling.

Does not control bed bugs.

To Use This Product Correctly:

[One of the following two statements will be selected] (Extinguish) (turn off) [One or both of the following two statements will be used] (all flames and pilot lights) (ignition sources). Call your gas utility or management company if you need assistance with your pilot lights. Do not use fogger in small confined areas, such as closets, cabinets or under counters or tables. Do not use in a room 5 ft. x 5 ft. or smaller, instead allow fog to enter from other rooms. Do not use more than one fogger per room. Use of a fogger in an enclosed space (or use of more than one fogger in a room) may cause the product to explode, resulting in injury to people or damage to property.




CLOSE outside doors and windows. SHUT OFF fans and air conditioners.

Table 1 [Pictograms for Section "To Use This Product Correctly"]			
Picture	Description of Picture	Dimension	Pictogram Required or Optional
	EPA Approved Pictogram 3	Not less than 1.0 X 0.5 inches	Required
	EPA Approved Pictogram 4	Not less than 0.75 X 0.5 inches	Required
	Modified EPA Approved Pictogram 2	Not less than 0.75 X 0.5 inches	Required
	Modified EPA Approved Pictogram 1	Not less than 0.75 X 0.5 inches	Required

Before You Fog:




Open cabinets, cupboards, drawers, closets and doors in areas to be treated. REMOVE or cover exposed foods, dishes, utensils, food processing equipment and surfaces. REMOVE pets and birds, cover fish aquariums before spraying. Turn off air flow systems in aquariums. COVER waxed wood floors, waxed furniture and stereo or other plastic dust covers in the immediate area surrounding the fogger (newspapers may be used).

Place a chair, table or stand in the center of the room to be fogged. Cover with several layers of newspaper or paper towels.

Table 2 [Pictograms for Section "Before You Fog"]			
Picture	Description of Picture	Dimension	Pictogram Required or Optional
	Open cabinets before fogging	Not less than 0.4 X 0.5 inches	Optional
	EPA Pre-Approved Pictogram 5 Representing "Remove or Cover Exposed Food"	Not less than 0.75 X 0.5 inches	Required
	Place fogger on a chair, table or stand	Not less than 0.5 X 0.5 inches	Optional


To Start Fogging:

SHAKE CAN WELL. (Break off and remove) (bend) tab on side of sprayer. Tilt sprayer AWAY from face (container sprays straight up). Press down firmly on sprayer pad until it snaps into place. (A small amount of (clear)(colored)(name of color) material will be slowly released, indicating that the (timer has been activated) (time delay) (delayed action) (timer) (has begun)). Set fogger on covered stand. **Vacate the treated house, individual apartment unit, or other structure immediately.** (Fogging will begin in approximately #) (seconds) (minutes).) Fill out and place the hang tag on the door to the treated area to alert family and others with access to the treated area not to enter for 2 hours. **Do Not Re-enter for 2 hours.**

Table 3 [Pictograms for use in Section "To Start Fogging"]			
Picture	Description of Picture	Dimension	Pictogram Required or Optional
	Break off and remove tab	Not less than 0.8 X 0.5 inches	Optional
	Place hangtag to alert others	Not less than 0.6 X by 0.5 inches	Optional
	Do not reenter for 2 hours	Not less than 0.5 X 0.5 inches	Required immediately above or below directions "Do Not Reenter for 2 hours"

Airing Out:

Keep treated area closed and **do not re-enter for at least two hours.** Before reoccupying area, open all door and windows and allow treated area to air for 2 hours. If an odor is still detected additional ventilation is required. Treated surfaces may be slippery when wet.

Table 4 [Pictograms for use in the "Airing Out" section]			
Picture	Description of Picture	Dimension	Pictogram Required or Optional
	EPA Pre-Approved Pictogram 6 Representing "Air Out the Room Before Entering"	Not less than 0.75 X 0.5 inches	Required

[Boxed format may be used in Storage and Disposal section if label space permits]

STORAGE AND DISPOSAL

STORAGE: Store in a cool, dry place away from heat or open flame.

DISPOSAL: Do not Puncture or Incinerate!

If empty: Place in trash or offer for recycling, if available.

If partially filled: Call your local solid waste agency or 1-800-529-3394 for disposal instructions.

PRECAUTIONARY STATEMENTS

HAZARDS TO HUMANS AND DOMESTIC ANIMALS

CAUTION: Harmful if inhaled or absorbed through skin. Breathing spray mist may be harmful. Avoid breathing vapors. Avoid contact with skin, eyes, or clothing. Wash thoroughly with soap and water after handling and before eating, drinking, chewing gum, using tobacco, or using the toilet. Remove and wash contaminated clothing before reuse.

[Boxed format or bullets may be used in First Aid section if label space permits]

FIRST AID: Call a poison control center or doctor for treatment advice.

IF ON SKIN OR CLOTHING: Take off contaminated clothing. Rinse skin immediately with plenty of water for 15-20 minutes.

IF INHALED: Move person to fresh air. If person is not breathing, call 911 or an ambulance, then give artificial respiration, preferably mouth-to-mouth if possible.

Have the product container with you when calling a poison control center or doctor, or going for treatment.

PHYSICAL OR CHEMICAL HAZARDS

FLAMMABLE Contents under pressure. Do not use or store near heat, sparks or open flame. Do not puncture or incinerate container. Exposure to temperatures above 130° F may cause bursting.

This product contains a highly flammable ingredient. It may cause fire or explosion if not used properly. Follow the "Directions for Use" on this label very carefully.

Highly Flammable Ingredient
Ingredientes Altamente Inflamable

(Contains no CFCs or other ozone depleting substances. Federal Regulations prohibit CFC propellants in aerosols.) [optional graphic]

(www.raid.com)

Questions? Comments? Call 800-558-5252 (Weekdays 9-9 Eastern Time) or Write Helen Johnson

Sold By © [year] S. C. Johnson & Son, Inc., Racine, WI 53403-2236 U. S. A.

All Rights Reserved

EPA Reg. No. 4822-229

EPA Est. No.

[Hangtag Information]

(Door) (Hang)(er) (tag)

FOGGER USED IN THIS ROOM TODAY (FOGGER USED TODAY)

DO NOT ENTER UNTIL _____(time) ON _____(date)

(Door) (Hang)(er) (Tag) Instructions:

Fill out and place (door) hang(er) (tag) on the door to the treated area to alert family and others with access to the treated area not to enter for at least 2 hours following the treatment.

(DO NOT use more than one fogger per room.)

(DO NOT use in small enclosed spaces.)

(DO NOT use in a room 5ft. x 5 ft. or smaller.)

(DO NOT remain in (enclosed) (treated) areas during use.)

(KEEP OUT OF TREATED AREA for two (2) hours.)

(Remove pets and birds and cover and turn off fish aquariums before (spraying) (treating).)

(Cover all food surfaces during application and thoroughly clean (after) (before) use.)

(Turn off ALL ignition sources such as pilot lights.)

(Call your gas utility or management company if you need assistance with your pilot lights.)

(Ventilate (enclosed) (treated) area for 2 hours before reoccupying.)

(Raid Fogger Formula V, EPA Reg. No. 4822-229)

(S C Johnson & Son, Inc, Racine, WI, 53403)

(For information or in emergency contact 800-558-5252)

[Optional Marketing Claims]

[Product market label must carry at least one claim identifying the intended pest(s).]

Flea and Roach Fogger

Kills With Pyrethrin Insecticide

Kills On Contact

(Kills Fleas) (Dead) (and) (Plus kills) (Their) (Hatching Eggs) (Lasts) (for) (up to) (4)(7) months (210 days) (30 weeks))

Water Based Formula

Pyrethrins are extracted from the flower chrysanthemum cinerariaefolium.

Non-staining formula.

Egg-Stop Formula provides (7) months of protection (by stopping eggs-larvae from ever developing into biting fleas).

This unique Raid product allows you to automatically fill a whole room with insect (flea) killing fog while you are away.

Money-back Guarantee

(Fogging will begin) (Fogger will activate) (starts spraying) in (approximately) (#)(seconds)(minutes)

(#)(seconds)(minutes) (delayed) (delay-activated) fogging

(#)(seconds)(minutes) delayed fogging action (for greater) (ease)(and)(convenience)

(Lets you)(allows you) (approximately)(#)(seconds)(minutes) (to) leave the (room)(area)

Delay-activated fogger

Delayed (action) (activation) (fogging) (that) (makes it easy to get away)

Delayed-release fogger

(Easy to use)(No hassle)(delay) cap

Set-and-go cap

(Easy) (and) (convenient)

(Conveniently) lets you get away

Won't spray on you

(Kills)(Fogs) (bugs)(fleas) dead (after you leave) (the) (house) (room) (area)

Kills (bugs) (roaches) (fleas) at the source

Kills (bugs) (roaches) (fleas) where they hide

Kills the bugs (roaches) (fleas) you don't see

A small amount of (clear)(colored)(name of color) material will be slowly released, indicating that the (timer has been activated) (time delay) (delayed action) (timer) (has begun).

Cut (here) (along) (dotted) (line)

(Contains) (3) Foggers

Instructions and Precautions in Spanish (inside) (on back) (on side) (of) (box) (container)

A family company since 1886 – Fisk Johnson

S.C. Johnson, A Family Company

Money Back Guarantee**

****If you are not satisfied with this product, SC Johnson will refund the purchase price within one year after the date of purchase reflected on an original receipt. Offer limited to 1 refund per household. Visit www.raid.com for details.**

Raid Fogger Formula V is designed for use whenever a flea (bug) infestation(s) occur(s) in your house. (For a complete flea control program, or for particularly heavy flea infestations, use Raid Fogger Formula V in conjunction with other Raid Flea Killer Plus products registered for those uses (Dog Spray, Yard Spray, Carpet and Room Spray).)

SHAKE WELL BEFORE USE

KILLS: Roaches, fleas, ticks, spiders, flies, mosquitoes, wasps, hornets, yellow jackets, silverfish, ants, gnats,

waterbugs, earwigs, palmetto bugs, crickets and small flying moths.

Use Raid Fogger Formula V for bug (flea) infestations in houses, apartments, attics and garages.

[The following statement will always appear on a 6oz can]

One (6 oz) can treats (4600 cubic feet) (of unobstructed space) (a room up to 25'x23' with an 8' ceiling).

[The following statement will always appear on a 5oz can]

One (5 oz) can treats (3840 cubic feet) (of unobstructed space) (a room up to 24'x20' with an 8' ceiling).

For best results, treat pet with an EPA-registered flea control product before returning the pet to the treated area.

Read Label First [This will be the EPA's Consumer Label Initiative Icon]

Read all sides of box

Peel (remove) (tear) label (sticker) (coupon) (here) for complete use directions

Peel (remove) (tear) label (sticker) (coupon) (here) for complete use directions and precautionary statements

Peel (remove) (tear) label (sticker) (coupon) (here) before use

Read entire label before use

Apply this product only as specified

Avoid fogging (spraying) near baits to make sure bugs are not killed by the fogger and can bring the bait back to the nest

Visit www.raid.com to identify your bug and best treatment plan

(Additional) Tips (Non-chemical Control Options) [one or more to be chosen from the following list]:

Vacuum rugs, carpets and upholstery thoroughly to remove eggs and larvae. Pay particular attention to areas where pets rest. Be sure to remove and dispose of the vacuum bag so fleas and eggs do not re-infest (the home).

Wash all pet bedding to remove existing fleas and eggs.

Shampoo pets regularly with an EPA-registered flea shampoo.

See your vet for severe flea problems that may require on-pet control options.

Raid Defense System (Defense System)

Attack(s) Bugs*

Control(s) Bugs[†]

Prevent(s) Bugs[‡]

Raid Defense System (Raid Guided Support) helps you work smarter, not harder, to fight bugs. Visit www.raid.com to identify your bug and best treatment plan.

Use this product to:

Control Bugs

Kill bugs at the source (Kill the bugs you don't see)

[†] Use (this product) to kill fleas and hatching eggs where they hide (for up to 4 months).

Use other Raid products to:

Attack Bugs

Kill bugs on contact (Kill the bugs you see)

*Use Raid Flea Killer (Raid Flea Killer Plus Carpet & Room) to kill fleas (ticks) (fleas and ticks) (fleas, ticks and other listed bugs) on contact (in your home) (and on your dog). Read the label to find the right product for your bug problem.

Prevent Bugs

Help keep bugs out (Keep Bugs Out)

‡ Use a Raid Max Bug Barrier product to help keep (to keep) fleas (ticks) (fleas and ticks) (fleas, ticks and other listed bugs) out (of your home). Read the label to find the right product for your bug problem.