

4822-229

11/13/2013

1/9



UNITED STATES ENVIRONMENTAL PROTECTION AGENCY
WASHINGTON, D.C. 20460

OFFICE OF CHEMICAL SAFETY
AND POLLUTION PREVENTION

Ms. Sheila Bugalecki
S.C. Johnson & Son, Inc.
1525 Howe Street
Racine, WI 53403

NOV 13 2013

Dear Ms. Bugalecki:

Subject: label amendment
Raid Fogger Formula V
EPA Registration Number 4822-229
Your email dated November 7, 2013

The application referred to above, submitted in connection with registration under the Federal Insecticide, Fungicide, and Rodenticide Act, as amended, is acceptable.

A stamped label is enclosed for your records.

If you have any questions regarding this action, please contact Linda A. DeLuise of my team at (703) 305-5428.

Sincerely yours,



Richard Gebken
Product Manager (10)
Insecticide Branch
Registration Division (7504P)

Enclosure

2/9

[Information in brackets is notes to Reviewer]
(Information in parentheses is optional language)

RAID FOGGER FORMULA V

ACTIVE INGREDIENTS:

Pyrethrins.....	0.500%
(S)-Methoprene.....	0.075%
Piperonyl Butoxide, Technical*.....	1.000%
N-octyl bicycloheptene dicarboximide.....	1.670%
OTHER INGREDIENTS.....	96.755%
TOTAL.....	100.000%

*equivalent to min. 0.80% of (butylcarbityl) (6-propylpiperonyl) ether and 0.20% related compounds
Contains sodium nitrite

KEEP OUT OF REACH OF CHILDREN

CAUTION: See additional precautionary statements (**and complete use instructions**) on back (**inside**) (**bottom**) (**side**)(**panel**)

Net Wt.

ACCEPTED

NOV 13 2013

Under the Federal Insecticide,
Fungicide, and Rodenticide Act,
as amended, for the pesticide
registered under
EPA Reg No. **4922-229**

DIRECTIONS FOR USE





It is a violation of Federal Law to use this product in a manner inconsistent with its labeling.

Does not control bed bugs.

To Use This Product Correctly:

(Extinguish) (turn off) (all flames and pilot lights) (ignition sources). Call your gas utility or management company if you need assistance with your pilot lights. Do not use fogger in small confined areas, such as closets, cabinets or under counters or tables. Do not use in a room 5 ft. x 5 ft. or smaller, instead allow fog to enter from other rooms. Do not use more than one fogger per room. Use of a fogger in an enclosed space (or use of more than one fogger in a room) may cause the product to explode, resulting in injury to people or damage to property. CLOSE outside doors and windows. SHUT OFF fans and air conditioners.




Table 1 [Pictograms for Section "To Use This Product Correctly"]

Picture	Description of Picture	Dimension	Pictogram Required or Optional
	EPA Approved Pictogram 3	Not less than 1.0 X 0.5 inches	Required
	EPA Approved Pictogram 4	Not less than 0.75 X 0.5 inches	Required
	Modified EPA Approved Pictogram 2	Not less than 0.75 X 0.5 inches	Required
	Modified EPA Approved Pictogram 1	Not less than 0.75 X 0.5 inches	Required

Before You Fog:




Open cabinets, cupboards, drawers, closets and doors in areas to be treated. REMOVE or cover exposed foods, dishes, utensils, food processing equipment and surfaces. REMOVE pets and birds, cover and turn off fish aquariums before spraying. Turn off air flow systems in aquariums. COVER waxed wood floors, waxed furniture and stereo or other plastic dust covers in the immediate area surrounding the fogger (newspapers may be used).

Place a chair, table or stand in the center of the room to be fogged. Cover with several layers of newspaper or paper towels.

Table 2 [Pictograms for Section "Before You Fog"]			
Picture	Description of Picture	Dimension	Pictogram Required or Optional
	Open cabinets before fogging	Not less than 0.4 X 0.5 inches	Optional
	EPA Pre-Approved Pictogram 5 Representing "Remove or Cover Exposed Food"	Not less than 0.75 X 0.5 inches	Required
	Place fogger on a chair, table or stand	Not less than 0.5 X 0.5 inches	Optional


To Start Fogging:

SHAKE CAN WELL. (Break off and remove) (bend) tab on side of sprayer. Tilt sprayer AWAY from face (container sprays straight up). Press down firmly on sprayer pad until it snaps into place. (A small amount of (clear)(colored)(name of color) material will be slowly released, indicating that the (timer has been activated) (time delay) (delayed action) (timer) (has begun)). Set fogger on covered stand. **Vacate the treated house, individual apartment unit, or other structure immediately.** (Fogging will begin in approximately #) (seconds) (minutes).) Fill out and place the hang tag on the door to the treated area to alert family and others with access to the treated area not to enter for 2 hours. **Do Not Re-enter for 2 hours.**

Table 3 [Pictograms for use in Section "To Start Fogging"]			
Picture	Description of Picture	Dimension	Pictogram Required or Optional
	Break off and remove tab	Not less than 0.8 X 0.5 inches	Optional
	Place hangtag to alert others	Not less than 0.6 X by 0.5 inches	Optional
	Do not reenter for 2 hours	Not less than 0.5 X 0.5 inches	Required immediately above or below directions "Do Not Reenter for 2 hours"

Airing Out:

Keep treated area closed and **do not re-enter for at least two hours.** Before reoccupying area, open all door and windows and allow treated area to air for 30 minutes. Treated surfaces may be slippery when wet.

Table 4 [Pictograms for use in the "Airing Out" section]			
Picture	Description of Picture	Dimension	Pictogram Required or Optional
	EPA Pre-Approved Pictogram 6 Representing "Air Out the Room Before Entering"	Not less than 0.75 X 0.5 inches	Required

STORAGE AND DISPOSAL

STORAGE: Store in a cool, dry place away from heat or open flame.

DISPOSAL: Do not Puncture or Incinerate!

If empty: Place in trash or offer for recycling, if available.

If partially filled: Call your local solid waste agency or 1-800-529-3394 for disposal instructions.

PRECAUTIONARY STATEMENTS

HAZARDS TO HUMANS AND DOMESTIC ANIMALS

CAUTION: Harmful if inhaled or absorbed through the skin. Breathing spray mist may be harmful. Avoid breathing vapors. Avoid contact with skin or clothing. Wash thoroughly after handling. Apply only when no food is being prepared.

FIRST AID: Call a poison control center or doctor for treatment advice.

IF ON SKIN OR CLOTHING: Take off contaminated clothing. Rinse skin immediately with plenty of water for 15-20 minutes.

IF INHALED: Move person to fresh air. If person is not breathing, call 911 or an ambulance, then give artificial respiration, preferably mouth-to-mouth if possible.

Have the product container with you when calling a poison control center or doctor, or going for treatment.

PHYSICAL OR CHEMICAL HAZARDS

Contents under pressure. Do not use or store near heat, sparks or open flame. Do not puncture or incinerate container. Exposure to temperatures above 130° F may cause bursting.

This product contains a highly flammable ingredient. It may cause fire or explosion if not used properly. Follow the "Directions for Use" on this label very carefully.

Highly Flammable Ingredient
Ingredients Altamente Inflamable

(Contains no CFCs or other ozone depleting substances. Federal Regulations prohibit CFC propellants in aerosols.) [optional graphic]

[website may be listed]

Questions? Comments? Call 800-558-5252 (Weekdays 9-9 Eastern Time) or Write Helen Johnson
Sold By © [year] S. C. Johnson & Son, Inc., Racine, WI 53403-2236 U. S. A.

All Rights Reserved

EPA Reg. No. 4822-229

EPA Est. No.

[Hangtag Information]

(Door) (Hang)(er) (tag)

FOGGER USED IN THIS ROOM TODAY (**FOGGER USED TODAY**)

DO NOT ENTER UNTIL _____(time) ON _____(date)

(Door) (Hang)(er) (Tag) Instructions:

Fill out and place (door) hang(er) (tag) on the door to the treated area to alert family and others with access to the treated area not to enter for at least 2 hours following the treatment.

(DO NOT use more than one fogger per room.)

(DO NOT use in small enclosed spaces.)

(DO NOT use in a room 5ft. x 5 ft. or smaller.)

(DO NOT remain in (enclosed) (treated) areas during use.)

(KEEP OUT OF TREATED AREA for two (2) hours.)

(Remove pets and birds and cover and turn off fish aquariums before (spraying) (treating).)

(All food surfaces should be covered during application and thoroughly cleaned (after) (before) use.)

(Turn off ALL ignition sources such as pilot lights.)

(Call your gas utility or management company if you need assistance with your pilot lights.)

(Ventilate (enclosed) (treated) area for 30 minutes before reoccupying.)

(Raid Fogger Formula V, EPA Reg. No. 4822-229)

(S C Johnson & Son, Inc, Racine, WI, 53403)

(For information or in emergency contact 800-558-5252)

[Optional Marketing Claims]

Flea and Roach Fogger

Kills With Pyrethrin Insecticide

Kills On Contact

(Kills Fleas) (Dead) (and) (Plus kills) (Their) (Hatching Eggs) (Lasts) (for) (up to) (4)(7) months (210 days) (30 weeks))

Water Based Formula

Pyrethrins are extracted from the flower chrysanthemum cinerariaefolium.

Non-staining, fresh, clean smelling formula.

Egg-Stop Formula provides (7) months of protection (by stopping eggs-larvae from ever developing into biting fleas).

This unique Raid product allows you to automatically fill a whole room with insect (flea) killing fog while you are away.

Money-back Guarantee

(Fogging will begin) (Fogger will activate) (starts spraying) in (approximately) (#)(seconds)(minutes)

(#)(seconds)(minutes) (delayed) (delay-activated) fogging

(#)(seconds)(minutes) delayed fogging action (for greater) (ease)(and)(convenience)

(Lets you)(allows you) (approximately)(#)(seconds)(minutes) (to) leave the (room)(area)

Delay-activated fogger

Delayed (action) (activation) (fogging) (that) (makes it easy to get away)

Delayed-release fogger

(Easy to use)(No hassle)(delay) cap

Set-and-go cap

(Easy) (and) (convenient)

(Conveniently) lets you get away

Won't spray on you

No more breathing (wet) chemical fog

(Kills)(Fogs) (bugs)(fleas) dead (after you leave) (the) (house) (room) (area)

Kills (bugs) (roaches) (fleas) at the source

Kills (bugs) (roaches) (fleas) where they hide

Kills the bugs (roaches) (fleas) you don't see

A small amount of (clear)(colored)(name of color) material will be slowly released, indicating that the (timer has been activated) (time delay) (delayed action) (timer) (has begun).

Cut (here) (along) (dotted) (line)

(Contains) (3) Foggers

Instructions and Precautions in Spanish (inside) (on back) (on side) (of) (box) (container)

A family company since 1886 – Fisk Johnson

S.C. Johnson, A Family Company

Raid Fogger Formula V is designed for use whenever a flea (bug) infestation(s) occur(s) in your house. (For a complete flea control program, or for particularly heavy flea infestations, use Raid Fogger Formula V in conjunction with other Raid Flea Killer Plus products (Dog Spray, Yard Spray, Carpet and Room Spray).)

SHAKE WELL BEFORE USE

KILLS: Roaches, fleas, ticks, spiders, flies, mosquitoes, wasps, hornets, yellow jackets, silverfish, ants, gnats, waterbugs, earwigs, palmetto bugs, crickets and small flying moths.

Use Raid Fogger Formula V for bug (flea) infestations in houses, apartments, attics and garages.

One (6 oz) can treats (4600 cubic feet) (of unobstructed space) (a room up to 25'x23' with an 8' ceiling).

One (5 oz) can treats (3840 cubic feet) (of unobstructed space) (a room up to 24'x20' with an 8' ceiling).

For best results, treat pet with an appropriate flea control product before returning the pet to the treated area.

Read Label First [This will be the EPA's Consumer Label Initiative Icon]
Read all sides of box

Peel (remove) (tear) label (sticker) (coupon) (here) for complete use directions
Peel (remove) (tear) label (sticker) (coupon) (here) for complete use directions and precautionary statements
Peel (remove) (tear) label (sticker) (coupon) (here) before use

Read entire label before use
Apply this product only as specified
Avoid fogging (spraying) near baits to make sure bugs can bring the bait back to the nest
Visit [website] to identify your bug and best treatment plan

(Additional) Tips (Non-chemical Control Options) [one or more to be chosen from the following list]:

- Vacuum rugs, carpets and upholstery thoroughly to remove eggs and larvae. Pay particular attention to areas where pets rest. Be sure to remove and dispose of the vacuum bag so fleas and eggs do not re-infest (the home).**
- Wash all pet bedding to remove existing fleas and eggs.**
- Shampoo pets regularly with an EPA-approved flea shampoo.**
- See your vet for severe flea problems that may require other on-pet control options.**

Raid Defense System (Defense System)

- Attack(s) Bugs***
- Control(s) Bugs[†]**
- Prevent(s) Bugs[‡]**

Raid Defense System (Raid Guided Support) helps you work smarter, not harder, to fight bugs. Visit raidkillsbugs.com to identify your bug and best treatment plan.

Use this product to:

- Control Bugs**
- Kill bugs at the source (Kill the bugs you don't see)**

[†] Use (this product) to kill fleas and hatching eggs where they hide (for up to 4 months).

Use other Raid products to:

- Attack Bugs**
- Kill bugs on contact (Kill the bugs you see)**

***Use Raid Flea Killer (Raid Flea Killer Plus Carpet & Room) to kill fleas (ticks) (fleas and ticks) (fleas, ticks and other listed bugs) on contact (in your home) (and on your dog). Read the label to find the right product for your bug problem.**

- Prevent Bugs**
- Help keep bugs out (Keep Bugs Out)**

[‡] Use a Raid Max Bug Barrier product to help keep (to keep) fleas (ticks) (fleas and ticks) (fleas, ticks and other listed bugs) out (of your home). Read the label to find the right product for your bug problem.