

4822-229

1/31/2013

1/12



UNITED STATES ENVIRONMENTAL PROTECTION AGENCY  
WASHINGTON, D.C. 20460

OFFICE OF  
CHEMICAL SAFETY  
AND POLLUTION PREVENTION

JAN 31 2013

Marcia K. Duke, Ph.D., B.C.E.  
S.C. Johnson & Son, Inc.  
1525 Howe Street  
Racine, WI 53403-2236

Subject: Label Notification(s) for Pesticide Registration 98-10

Dear Dr. Duke:

Subject: Notification to Make Label Changes  
EPA Registration Number: 4822-229  
Date of Submission: October 11, 2012  
Decision: 471064

The Agency is in receipt of your Application for Pesticide Notification under Pesticide Registration Notice (PRN) 98-10 dated October 11, 2012 for the product Raid Fogger Formula V. The Registration Division (RD) has conducted a review of this request for its applicability under PRN 98-10 and finds that the action(s) requested fall within the scope of PRN 98-10. The Confidential Statement of Formula (CSF) and/or label submitted with the application has (have been stamped "Notification" and will be placed in our records.

Per our phone conversation on January 31, 2013, it is understood that S.C. Johnson & Son, Inc. understand that only the Hang-tag Pictogram is optional on the product label.

Please revise your product label accordingly and resubmit an amendment to the Agency for further consideration.

If you have any questions, please contact Melody Banks on 703 305-5413 or via email @ [banks.melody@epa.gov](mailto:banks.melody@epa.gov).

Sincerely,

A handwritten signature in black ink that reads "Melody Banks".

for  
Mark Suarez  
Product Manager 13  
Insecticide Branch  
Registration Division (7504P)

<b>United States</b> <b>Environmental Protection Agency</b> Washington, DC 20460	<input type="checkbox"/> <b>Registration</b> <input checked="" type="checkbox"/> <b>Amendment</b> <input type="checkbox"/> <b>Other</b>	OPP Identifier Number
--	---	-----------------------

**Application for Pesticide - Section I**

1. Company/Product Number <b>S.C. Johnson &amp; Son, Inc. / 4822-229</b>	2. EPA Product Manager <b>Mr. Richard Gebken</b>	3. Proposed Classification <input type="checkbox"/> None <input type="checkbox"/> Restricted
4. Company/Product (Name) <b>S.C. Johnson &amp; Son, Inc. / Raid Fogger Formula V</b>	PM# <b>10</b>	
5. Name and Address of Application (Include ZIP Code) <b>S. C. Johnson &amp; Son, Inc.</b> <b>1525 Howe St.</b> <b>Racine, WI 53403-2236</b> <input type="checkbox"/> Check if this is a new address	6. Expedited Review. In accordance with FIFRA Section 3(c)(3)(b)(i), my product is similar or identical in composition and labeling to: <div style="text-align: right; font-weight: bold;">JAN 9 1 2013</div> EPA Reg. No. _____ Product Name _____	

**Section II**

<input type="checkbox"/> Amendment – Explain below. <input type="checkbox"/> Resubmission in response to Agency letter dated _____ <input checked="" type="checkbox"/> Notification – Explain below.	<input type="checkbox"/> Final printed labels in response to Agency letter dated _____ <input type="checkbox"/> "Me Too" Application. <input type="checkbox"/> Other - Explain below.
--	---

Explanation: Use additional page(s) if necessary. (For Section I and Section II.)  
 Notification\* of additional marketing claims and modification of existing marketing claims and surfaces.  
 This notification is consistent with the provisions of PR Notice 98-10 and EPA regulations at 40 CFR 152.46, and no other changes have been made to the labeling or the confidential statement of formula of this product. I understand that it is a violation of 18 U.S.C. Sec.1001 to willfully make any false statements to EPA. I further understand that if this notification is not consistent with the terms of PR Notice 98-10 and 40 CFR 152.46, this product may be in violation of FIFRA and I may be subject to enforcement action and penalties under sections 12 and 14 of FIFRA.  
 \*Since this is a Notification, no PRIA fee is required.  
**Please contact Marcia Duke at MKDuke@scj.com or 262-260-2036 with any questions or concerns.**

**Section III**

1. Material This Product Will Be Packaged In:					
Child-Resistant Packaging <input type="checkbox"/> Yes * <input checked="" type="checkbox"/> No <i>*Certification must be submitted</i>	Unit Packaging <input checked="" type="checkbox"/> Yes <input type="checkbox"/> No If "Yes" Unit Packaging wgt. <b>5 oz.</b>	No. Per container <b>3</b>	Water Soluble Packaging <input type="checkbox"/> Yes <input checked="" type="checkbox"/> No If "Yes" Package wgt. <b>n/a</b>	No. Per container <b>n/a</b>	2. Type of Container <input checked="" type="checkbox"/> Metal <input type="checkbox"/> Plastic <input type="checkbox"/> Glass <input type="checkbox"/> Paper <input type="checkbox"/> Other (Specify)
3. Location of Net Contents Information <input checked="" type="checkbox"/> Label <input type="checkbox"/> Container	4. Size(s) Retail Container <b>15 oz.</b>			5. Location of Label Directions <input checked="" type="checkbox"/> On Label <input type="checkbox"/> On Labeling accompanying product	
6. Manner in Which Label is Affixed to Product <input type="checkbox"/> Lithograph <input type="checkbox"/> Other - _____ <input checked="" type="checkbox"/> Paper glued <input type="checkbox"/> Stenciled					

**Section IV**

1. Contact Point (Complete items directly below for identification of individual to be contacted, if necessary, to process this application)		
Name <b>Marcia K. Trostle Duke, Ph.D.</b>	Title <b>Registration Specialist</b>	Telephone No. (Include Area Code) <b>(262) 260-2036</b>
I certify that the statements I have made on this form and all attachments thereto are true, accurate and complete. I acknowledge that any knowingly false or misleading statements may be punishable by fine or imprisonment or both under applicable law.		6. Date Application Received (Stamped) <div style="text-align: center;"> </div>
2. Signature 	3. Title <b>Registration Specialist</b>	
4. Typed Name <b>Marcia K. Trostle Duke, Ph.D.</b>	5. Date: <b>12 October 2012</b>	





4822-229: 4/15/04 Notification to add packaging related (delayed activation) claims and use directions  
 10/31/05 Amendment – Directions, Storage/Disposal, CLI “Read Label First” icon  
 7/15/09 – Sold by  
 Fogger Label Response to EPA  
 11/23/11 Response to EPA Comments  
 5/25/12 Add optional and modified full color pictograms (with dimensions) per EPA Indoor TRF letters of March 23, 2010 and July 6, 2011  
**10/11/12 NOTIFICATION to add door hanger related language**

**NOTIFICATION**

**JAN 31 2013**

**RAID FOGGER FORMULA V**

Flea and Roach Fogger  
 Kills With Pyrethrin Insecticide  
 Kills On Contact

(Kills Fleas) (Dead) (and) (Plus kills) (Their) Hatching Eggs) (Lasts) (for) (up to) (4)(7) months (210 days) (30 weeks))

Water Based Formula

Pyrethrins are extracted from the flower chrysanthemum cinerariaefolium.

Non-staining, fresh, clean smelling formula.

Egg-Stop Formula provides (7) months of protection (by stopping eggs-larvae from ever developing into biting fleas).

This unique Raid product allows you to automatically fill a whole room with insect (flea) killing fog while you are away.

Money-back Guarantee

(Fogging will begin) (Fogger will activate) (starts spraying) in (approximately)

(#)(seconds)(minutes)

(#)(seconds)(minutes) (delayed) (delay-activated) fogging

(#)(seconds)(minutes) delayed fogging action (for greater) (ease)(and)(convenience)

(Lets you)(allows you) (approximately)(#)(seconds)(minutes) (to) leave the (room)(area)

Delay-activated fogger

Delayed (action) (activation) (fogging) (that) (makes it easy to get away)

Delayed-release fogger

(Easy to use)(No hassle)(delay) cap

Set-and-go cap

(Easy) (and) (convenient)

(Conveniently) lets you get away

Won't spray on you


No more breathing (wet) chemical fog

(Kills)(Fogs) (bugs)(fleas) dead (after you leave) (the) (house) (room) (area)

A small amount of (clear)(colored)(name of color) material will be slowly released, indicating that the (timer has been activated) (time delay) (delayed action) (timer) (has begun).

**Cut (here) (along) (dotted) (line)**

**(Contains) (3) Foggers**



Read Label First [NOTE TO REVIEWER: This will be the EPA's Consumer Label Initiative Icon]

Read all sides of box

**Instructions and Precautions in Spanish (inside) (on back) (on side) (of) (box) (container)**

ACTIVE INGREDIENTS:

Pyrethrins.....	0.500%
(S)-Methoprene.....	0.075%
Piperonyl butoxide, technical*.....	1.000%
N-octyl bicycloheptene dicarboximide.....	1.670%
OTHER INGREDIENTS.....	96.755%

Contains sodium nitrite

\*equivalent to min. 0.80% of (butylcarbityl) (6-propylpiperonyl) ether and 0.20% related compounds

KEEP OUT OF REACH OF CHILDREN

CAUTION

See Additional Precautionary Statements on Back

NET WT.

Raid Fogger Formula V is designed for use whenever a flea (bug) infestation(s) occur(s) in your house. (For a complete flea control program, or for particularly heavy flea infestations, use Raid Fogger Formula V in conjunction with other Raid Flea Killer Plus products (Dog Spray, Yard Spray, Carpet and Room Spray).)

SHAKE WELL BEFORE USE

KILLS: Roaches, fleas, ticks, spiders, flies, mosquitoes, wasps, hornets, yellow jackets, silverfish, ants, gnats, waterbugs, earwigs, palmetto bugs, crickets and small flying moths. Use Raid Fogger Formula V for bug (flea) infestations in HOUSES, APARTMENTS, ATTICS AND GARAGES.

One (6 oz) can treats (4600 cubic feet) (of unobstructed space) (a room up to 25'x23' with an 8' ceiling†).

One (5 oz) can treats (3,840 cubic feet) (of unobstructed space) (a room up to 24'x20' with an 8' ceiling†).

For best results, treat pet with an appropriate flea control product before returning the pet to the treated area.

DIRECTIONS FOR USE

It is a violation of Federal Law to use this product in a manner inconsistent with its labeling.

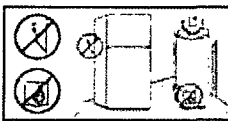



**Does not control bed bugs. [Bolded Text†]**

[NOTE TO REVIEWER: Numbering or lettering may be used to help associate pictograms with related text. In addition, pictograms may be used on hangtag to promote consumer stewardship.]

**To Use This Product Correctly: [Bolded Text]**

(Extinguish) (turn off) (all flames and pilot lights) (ignition sources) [EPA Pre-Approved Pictogram 4 representing "NO flames or pilot lights"]. [EPA Pre-Approved Pictogram 3 representing "Unplug and turn off ignition sources"] Call your gas utility or management company if you need assistance with your pilot lights. Do not use fogger in small confined areas, such as closets, cabinets or under counters or tables<sup>†</sup> [EPA Pre-Approved pictogram 2 representing "Do not use in small confined spaces"]. Do not use in a room 5 ft. x 5 ft. or smaller, instead allow fog to enter from other rooms. Do not use more than one fogger per room [EPA Pre-Approved Pictogram 1 representing "Do not use multiple canisters in a room"]. Use of a fogger in an enclosed space (or use of more than one fogger in a room) may cause the product to explode, resulting in injury to people or damage to property.<sup>†</sup> CLOSE outside doors and windows. SHUT OFF fans and air conditioners.

[Note to Reviewer: Under the "To Use This Product Correctly" heading the pictograms from Table 1 will be used. All pictograms may be increased in size. Pictograms noted as optional are elective for inclusion on market label.]




TABLE1			
Picture	Description of Picture	Dimension	Required <sup>†</sup> / optional
	EPA Approved Pictogram 3	Not less than 1.0 X 0.5 inches	Required <sup>†</sup>
	EPA Approved Pictogram 4	Not less than 0.75 X 0.5 inches	Required <sup>†</sup>
	Modified EPA Approved Pictogram 2 - [Note to Reviewer: Color of aerosol can to be representative of product consumer is using]	Not less than 0.75 X 0.5 inches	Required <sup>†</sup>
	Modified EPA Approved Pictogram 1 - [Note to Reviewer: Color of aerosol can to be representative of product consumer is using]	Not less than 0.75 X 0.5 inches	Required <sup>†</sup>

**Before You Fog: [Bolded Text†]**

Open cabinets, cupboards, drawers, closets and doors in areas to be treated. REMOVE or cover exposed foods, dishes, utensils, food processing equipment and surfaces. [EPA Pre-Approved Pictogram 5 representing "Remove or cover exposed food"] REMOVE pets and birds, cover and turn off fish aquariums before spraying. Turn off air flow systems in aquariums. COVER waxed wood floors, waxed furniture and stereo or other plastic dust covers in the immediate area surrounding the fogger (newspapers may be used).

Place a chair, table or stand in the center of the room to be fogged. Cover with several layers of newspaper or paper towels.

[Note to Reviewer under the "Before You Fog" heading the pictograms from Table 2 will be used. All pictograms may be increased in size. Pictograms noted as optional are elective for inclusion on market label.]

Table 2			
Picture	Description of Picture	Dimension	Required†/ optional
	Open cabinets before fogging	Not less than 0.4 X 0.5 inches	Optional
	EPA Pre-Approved Pictogram 5 Representing "Remove or Cover Exposed Food"	Not less than 0.75 X 0.5 inches	Required†
	Place fogger on a chair, table or stand - [Note to Reviewer: Color of aerosol can to be representative of product consumer is using]	Not less than 0.5 X 0.5 inches	Optional

**To Start Fogging: [Bolded Text†]**




SHAKE CAN WELL. (Break off and remove) (bend) tab on side of sprayer. Tilt sprayer AWAY from face (container sprays straight up). Press down firmly on sprayer pad until it snaps into place. (A small amount of (clear)(colored)(name of color) material will be slowly released, indicating that the (timer has been activated) (time delay) (delayed action) (timer) (has begun)).

Set fogger on covered stand. **Vacate the treated house, individual apartment unit, or other structure immediately. [Bolded Text†]** (Fogging will begin in approximately #(seconds)(minutes).) Fill out and place the hang tag on the door to the treated area to alert family and others with access to the treated area not to enter for 2 hours. **Do Not Re-enter**



for 2 hours. [**Bolded Text†**] [Pictogram representing "Do Not Reenter for (Two) (2) Hours" (clock)].


[Note to Reviewer under the "To Start Fogging" heading the pictograms from Table 3 will be used All pictograms may be increased in size. Pictograms noted as optional are elective for inclusion on market label.]

Table 3			
Picture	Description of Picture	Dimension	Required/ optional
	Break off and remove tab [Note to Reviewer: Color of aerosol can to be representative of product consumer is using]	Not less than 0.8 X 0.5 inches	Optional
	Place hangtag to alert others	Not less than 0.6 X by 0.5 inches	Optional
	Do not reenter for 2 hours	Not less than 0.5 X 0.5 inches	Required immediately above or below directions "Do Not Reenter for 2 hours†"

**Airing Out: [Bolted Text†]**

6) Keep treated area closed and **do not re-enter for at least two hours**. Before reoccupying area, open all door and windows and allow treated area to air for 30 minutes [EPA Pre-Approved Pictogram 6 representing "Air out the room before entering"]. Treated surfaces may be slippery when wet.

[Note to Reviewer: Under the "Airing Out" heading the pictograms from Table 4 will be used. All pictograms may be increased in size. Pictograms noted as optional are elective for inclusion on market label.]

Table 4			
Picture	Description of Picture	Dimension	Required/ optional
	EPA Pre-Approved Pictogram 6 Representing "Air Out the Room Before Entering"	Not less than 0.75 X 0.5 inches	Required†

**STORAGE AND DISPOSAL**

STORAGE: Store in a cool, dry place away from heat or open flame.

DISPOSAL: Do not Puncture or Incinerate!

If empty: Place in trash or offer for recycling, if available.

If partially filled: Call your local solid waste agency or 1-800-529-3394 for disposal instructions.

PRECAUTIONARY STATEMENTS

HAZARDS TO HUMANS AND DOMESTIC ANIMALS

CAUTION: Harmful if inhaled or absorbed through the skin. Breathing spray mist may be harmful. Avoid breathing vapors. Avoid contact with skin or clothing. Wash thoroughly after handling. Apply only when no food is being prepared.

First Aid

Call a poison control center or doctor for treatment advice.

If on skin or clothing: Take off contaminated clothing. Rinse skin immediately with plenty of water for 15-20 minutes.

If inhaled: Move person to fresh air. If person is not breathing, call 911 or an ambulance, then give artificial respiration, preferably mouth-to-mouth if possible.

Have the product container with you when calling a poison control center or doctor, or going for treatment.

PHYSICAL OR CHEMICAL HAZARDS

Contents under pressure. Do not use or store near heat, sparks or open flame. Do not puncture or incinerate container. Exposure to temperatures above 130° F. may cause bursting.

This product contains a highly flammable ingredient. It may cause fire or explosion if not used properly. Follow the "Directions for Use" on this label very carefully.

Highly Flammable Ingredient  
Ingredients Altamente Inflamable

Contains no CFCs or other ozone depleting substances. Federal regulations prohibit CFC propellants in aerosols.

Questions? Comments? Call 800-558-5252 (Weekdays 9-9 Eastern Time) or Write Helen Johnson

SOLD BY ©XXXX S. C. Johnson & Son, Inc. Racine, WI 53403-2236 U.S.A. All Rights Reserved

**A family company since 1886 – Fisk Johnson**

EPA Reg. No. 4822-229  
EPA Est. No. 4822-WI-1



[Note to Agency: hangtag language]

(Door) (Hang)(er) (tag)

# FOGGER USED IN THIS ROOM TODAY

## DO NOT ENTER UNTIL \_\_\_\_\_(time) ON \_\_\_\_\_(date)†

### (Door) (Hang)(er) (Tag) Instructions:

Fill out and place (door) hang(er) (tag) on the door to the treated area to alert family and others with access to the treated area not to enter for at least 2 hours following the treatment.

[Note to Reviewer: Language below may be included on the front or the back panel of the hangtag. All text is optional for inclusion or omission on the hangtag.]

- DO NOT use more than one fogger per room.**
- DO NOT use in small enclosed spaces.**
- DO NOT use in a room 5ft. x 5 ft. or smaller.**
- DO NOT remain in (enclosed) (treated) areas during use.**
- KEEP OUT OF TREATED AREA for two (2) hours.**

Remove pets and birds and cover and turn off fish aquariums before (spraying) (treating). (All food surfaces should be covered during application and thoroughly cleaned (after) (before) use.)

Turn off ALL ignition sources such as pilot lights.  
Call your gas utility or management company if you need assistance with your pilot lights.

**Ventilate (enclosed) (treated) area for 30 minutes before reoccupying.**

**Raid Fogger Formula V, EPA Reg. No. 4822-229**  
**S C Johnson & Son, Inc, Racine, Wi, 53403**  
**For information or in emergency contact 800-558-5252**

