

4822-229

8/22/2012

1/9



UNITED STATES ENVIRONMENTAL PROTECTION AGENCY  
WASHINGTON D C 20460

OFFICE OF  
CHEMICAL SAFETY  
AND POLLUTION PREVENTION

Ms Marcia K Trostle Duke  
S C Johnson & Son, Inc  
1525 Howe St  
Racine, WI 53403

AUG 22 2012

Subject        Raid Fogger Formula V, EPA Reg No 4822-229  
                  Fogger mitigation amendment  
                  Decision 466489

Dear Ms Duke

The labeling referred to above, submitted in connection with registration under the Federal insecticide, Fungicide, and Rodenticide Act, as amended, is acceptable

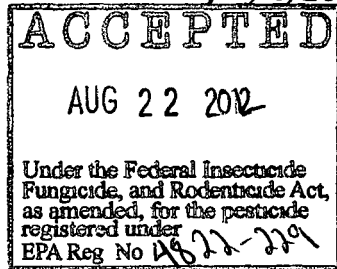
Two (2) copies of the finished labeling must be submitted prior to releasing the product for shipment. A stamped copy of the label is enclosed for your records. If you have any questions, you may contact Samantha Hulkower at (703) 603-0683 or Hulkower.Samantha@epa.gov

Sincerely,

Mark Suarez  
Product Manager (13)  
Insecticide Branch  
Registration Division (7505P)

Enclosure        Copy of Label Stamped "Accepted"

4822-229 EPA-stamped label dated 7/12/02  
 EPA notification dated 9/30/02  
 EPA notification dated 1/5/04  
 4/15/04 Notification to add packaging related (delayed activation) claims and use directions  
 10/31/05 Amendment – Directions, Storage/Disposal, CLI “Read Label First” icon  
 7/15/09 – Sold by Fogger Label Response to EPA  
 11/23/11 Response to EPA Comments  
 5/25/12 *Add optional and modified full color pictograms (with dimensions) per EPA Indoor TRF letters of March 23, 2010 and July 6, 2011*



RAID FOGGER FORMULA V

Flea and Roach Fogger  
 Kills With Pyrethrin Insecticide  
 Kills On Contact

(Kills Fleas (Dead) (and) (Plus kills) (Their) Hatching Eggs) (Lasts) (for) (up to) (4)(7) months (210 days) (30 weeks))

Water Based Formula

Pyrethrins are extracted from the flower chrysanthemum cinerariaefolium

Non-staining, fresh, clean smelling formula

Egg-Stop Formula provides (7) months of protection (by stopping eggs-larvae from ever developing into biting fleas)

This unique Raid product allows you to automatically fill a whole room with insect (flea) killing fog while you are away

Money-back Guarantee

(Fogging will begin) (Fogger will activate) (starts spraying) in (approximately)

(#)(seconds)(minutes)

(#)(seconds)(minutes) (delayed) (delay-activated) fogging

(#)(seconds)(minutes) delayed fogging action (for greater) (ease)(and)(convenience)

(Lets you)(allows you) (approximately)(#)(seconds)(minutes) (to) leave the (room)(area)

Delay-activated fogger

Delayed (action) (activation) (fogging) (that) (makes it easy to get away)

Delayed-release fogger

(Easy to use)(No hassle)(delay) cap

Set-and-go cap

(Easy) (and) (convenient)

(Conveniently) lets you get away

Won't spray on you

No more breathing (wet) chemical fog

(Kills)(Fogs) (bugs)(fleas) dead (after you leave) (the) (house) (room) (area)

A small amount of (clear)(colored)(name of color) material will be slowly released, indicating that the (timer has been activated) (time delay) (delayed action) (timer) (has begun)

Read Label First [NOTE TO REVIEWER This will be the EPA's Consumer Label Initiative Icon]  
Read all sides of box

ACTIVE INGREDIENTS

Pyrethrins	0 500%
(S)-Methoprene	0 075%
Piperonyl butoxide, technical*	1 000%
N-octyl bicycloheptene dicarboximide	1 670%
OTHER INGREDIENTS	96 755%

Contains sodium nitrite

\*equivalent to min 0 80% of (butylcarbityl) (6-propylpiperonyl) ether and 0 20% related compounds

KEEP OUT OF REACH OF CHILDREN

CAUTION

See Additional Precautionary Statements on Back

NET WT

Raid Fogger Formula V is designed for use whenever a flea (bug) infestation(s) occur(s) in your house (For a complete flea control program, or for particularly heavy flea infestations, use Raid Fogger Formula V in conjunction with other Raid Flea Killer Plus products (Dog Spray, Yard Spray, Carpet and Room Spray) )  
SHAKE WELL BEFORE USE

KILLS Roaches, fleas, ticks, spiders, flies, mosquitoes, wasps, hornets, yellow jackets, silverfish, ants, gnats, waterbugs, earwigs, palmetto bugs, crickets and small flying moths Use Raid Fogger Formula V for bug (flea) infestations in HOUSES, APARTMENTS, ATTICS AND GARAGES

One (6 oz) can treats (4600 cubic feet) (of unobstructed space) (a room up to 25'x23' with an 8' ceiling†))

One (5 oz) can treats (3,840 cubic feet) (of unobstructed space) (a room up to 24'x20' with an 8' ceiling†))

For best results, treat pet with an appropriate flea control product before returning the pet to the treated area

DIRECTIONS FOR USE

It is a violation of Federal Law to use this product in a manner inconsistent with its labeling

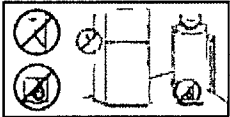



**Does not control bed bugs [Bolded Text†]**

**[NOTE TO REVIEWER Numbering or lettering may be used to help associate pictograms with related text In addition, pictograms may be used on hangtag to promote consumer stewardship ]**

**To Use This Product Correctly [Bolded Text]**

(Extinguish) (turn off) (all flames and pilot lights) (ignition sources) [EPA Pre-Approved Pictogram 4 representing “ NO flames or pilot lights”] [EPA Pre-Approved Pictogram 3 representing “Unplug and turn off ignition sources”] Call your gas utility or management company if you need assistance with your pilot lights Do not use fogger in small confined areas, such as closets, cabinets or under counters or tables<sup>†</sup> [EPA Pre-Approved pictogram 2 representing “Do not use in small confined spaces”] Do not use in a room 5 ft x 5 ft or smaller, instead allow fog to enter from other rooms Do not use more than one fogger per room [EPA Pre- Approved Pictogram 1 representing “Do not use multiple canisters in a room’] Use of a fogger in an enclosed space (or use of more than one fogger in a room) may cause the product to explode, resulting in injury to people or damage to property <sup>†</sup> CLOSE outside doors and windows SHUT OFF fans and air conditioners

**[Note to Reviewer Under the “To Use This Product Correctly” heading the pictograms from Table 1 will be used All pictograms may be increased in size Pictograms noted as optional are elective for inclusion on market label ]**




TABLE1			
Picture	Description of Picture	Dimension	Required <sup>†</sup> / optional
	EPA Approved Pictogram 3	Not less than 1 0 X 0 5 inches	Required <sup>†</sup>
	EPA Approved Pictogram 4	Not less than 0 75 X 0 5 inches	Required <sup>†</sup>
	Modified EPA Approved Pictogram 2 - [Note to Reviewer Color of aerosol can to be representative of product consumer is using]	Not less than 0 75 X 0 5 inches	Required <sup>†</sup>
	Modified EPA Approved Pictogram 1 - [Note to Reviewer Color of aerosol can to be representative of product consumer is using]	Not less than 0 75 X 0 5 inches	Required <sup>†</sup>

**Before You Fog [Bolded Text†]**

Open cabinets, cupboards, drawers, closets and doors in areas to be treated REMOVE or cover exposed foods, dishes, utensils, food processing equipment and surfaces [EPA Pre-Approved Pictogram 5 representing "Remove or cover exposed food"] REMOVE pets and birds, cover and turn off fish aquariums before spraying Turn off air flow systems in aquariums COVER waxed wood floors, waxed furniture and stereo or other plastic dust covers in the immediate area surrounding the fogger (newspapers may be used)

Place a chair, table or stand in the center of the room to be fogged Cover with several layers of newspaper or paper towels

*[Note to Reviewer under the "Before You Fog" heading the pictograms from Table 2 will be used All pictograms may be increased in size Pictograms noted as optional are elective for inclusion on market label ]*

Picture	Description of Picture	Dimension	Required†/optional
	Open cabinets before fogging	Not less than 0 4 X 0 5 inches	Optional
	EPA Pre Approved Pictogram 5 Representing Remove or Cover Exposed Food	Not less than 0 75 X 0 5 inches	Required†
	Place fogger on a chair, table or stand [Note to Reviewer Color of aerosol can to be representative of product consumer is using]	Not less than 0 5 X 0 5 inches	Optional




**To Start Fogging [Bolded Text†]**

SHAKE CAN WELL (Break off and remove) (bend) tab on side of sprayer Tilt sprayer AWAY from face (container sprays straight up) Press down firmly on sprayer pad until it snaps into place (A small amount of (clear)(colored)(name of color) material will be slowly released, indicating that the (timer has been activated) (time delay) (delayed action) (timer) (has begun))

Set fogger on covered stand **Vacate the treated house, individual apartment unit, or other structure immediately [Bolded Text†]** (Fogging will begin in approximately #(seconds)(minutes) ) Fill out and place the hang tag on the door to the treated area to alert

family and others with access to the treated area not to enter for 2 hours **Do Not Re-enter for 2 hours** [Bolted Text†] [Pictogram representing “Do Not Reenter for (Two) (2) Hours” (clock)]

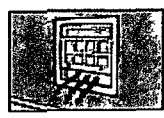
[Note to Reviewer under the “To Start Fogging” heading the pictograms from Table 3 will be used All pictograms may be increased in size Pictograms noted as optional are elective for inclusion on market label ]

Table 3			
Picture	Description of Picture	Dimension	Required/ optional
	Break off and remove tab [Note to Reviewer Color of aerosol can to be representative of product consumer is using]	Not less than 0 8 X 0 5 inches	Optional
	Place hangtag to alert others	Not less than 0 6 X by 0 5 inches	Optional
	Do not reenter for 2 hours	Not less than 0 5 X 0 5 inches	Required immediately above or below directions Do Not Reenter for 2 hours†

**Airing Out** [Bolted Text†]

6) Keep treated area closed and **do not re-enter for at least two hours** Before reoccupying area, open all door and windows and allow treated area to air for 30 minutes [EPA Pre-Approved Pictogram 6 representing “Air out the room before entering”] Treated surfaces may be slippery when wet

[Note to Reviewer Under the “Airing Out” heading the pictograms from Table 4 will be used All pictograms may be increased in size Pictograms noted as optional are elective for inclusion on market label ]

Table 4			
Picture	Description of Picture	Dimension	Required/ optional
	EPA Pre Approved Pictogram 6 Representing Air Out the Room Before Entering	Not less than 0 75 X 0 5 inches	Required†

**STORAGE AND DISPOSAL**

**STORAGE** Store in a cool, dry place away from heat or open flame

**DISPOSAL** Do not Puncture or Incinerate!

If empty Place in trash or offer for recycling, if available

If partially filled Call your local solid waste agency or 1-800-529-3394 for disposal instructions

**PRECAUTIONARY STATEMENTS**

**HAZARDS TO HUMANS AND DOMESTIC ANIMALS**

**CAUTION** Harmful if inhaled or absorbed through the skin Breathing spray mist may be harmful Avoid breathing vapors Avoid contact with skin or clothing Wash thoroughly after handling Apply only when no food is being prepared

**First Aid**

Call a poison control center or doctor for treatment advice

If on skin or clothing Take off contaminated clothing Rinse skin immediately with plenty of water for 15-20 minutes

If inhaled Move person to fresh air If person is not breathing, call 911 or an ambulance then give artificial respiration, preferably mouth-to-mouth if possible

Have the product container with you when calling a poison control center or doctor, or going for treatment

**PHYSICAL OR CHEMICAL HAZARDS**

Contents under pressure Do not use or store near heat, sparks or open flame Do not puncture or incinerate container Exposure to temperatures above 130° F may cause bursting

This product contains a highly flammable ingredient It may cause fire or explosion if not used properly Follow the "Directions for Use" on this label very carefully

Highly Flammable Ingredient  
Ingredienti Altamente Inflamabile

Contains no CFCs or other ozone depleting substances Federal regulations prohibit CFC propellants in aerosols

Questions? Comments? Call 800-558-5252 Weekdays 9-9 Eastern Time or Write Helen Johnson

SOLD BY ©XXXX S C Johnson & Son, Inc Racine, WI 53403-2236 U S A All Rights Reserved

EPA Reg No 4822-229

EPA Est No 4822-WI-1

**[Note to Reviewer † denotes a requirement per March 23, 2010 letter from EPA, Subject Required Label Language for Indoor Total Release Fogger Products These symbols will not be included on the Market label ]**



[Front Panel of hangtag]

# **FOGGER USED IN THIS ROOM TODAY**

**DO NOT ENTER UNTIL \_\_\_\_\_(time)  
ON \_\_\_\_\_(date)†**

*[Note to Reviewer Language below may be included on the front or the back panel of the hangtag All text is optional for inclusion or omission on the hangtag ]*

### **Hang Tag Instructions**

**Fill out and place hang-tag on the door to the treated area to alert family and others with access to the treated area not to enter for at least 2 hours following the treatment**

**DO NOT use more than one fogger per room**

**DO NOT use in small enclosed spaces**

**DO NOT use in a room 5ft x 5 ft or smaller**

**DO NOT remain in (enclosed) (treated) areas during use**

**KEEP OUT OF TREATED AREA for two (2) hours**

**Remove pets and birds and cover and turn off fish aquariums before (spraying) (treating) (All food surfaces should be covered during application and thoroughly cleaned (after) (before) use )**

**Turn off ALL ignition sources such as pilot lights**

**Call your gas utility or management company if you need assistance with your pilot lights**

**Ventilate (enclosed) (treated) area for 30 minutes before reoccupying**

**Raid Fogger Formula V, EPA Reg No 4822-229**

**S C Johnson & Son, Inc, Racine, WI, 53403**

**For information or in emergency contact 800-558-5252**