



UNITED STATES ENVIRONMENTAL PROTECTION AGENCY  
WASHINGTON, DC 20460

OFFICE OF CHEMICAL SAFETY  
AND POLLUTION PREVENTION

August 19, 2015

Sheila R. Bugalecki  
S.C. Johnson & Son, Inc.  
1525 Howe Street  
Racine, WI 53403-2236

Subject: Amended Reregistration Label  
Product Name: Raid Indoor Fogger Formula IV  
EPA Registration Number: 4822-220  
Decision Number: 410481, 411936 and 414025

Dear Ms. Bugalecki:

The Agency, in accordance with the Federal Insecticide, Fungicide and Rodenticide Act (FIFRA), as amended, has completed reviewing all of the information submitted with your application to support the reregistration of the above referenced product in connection with the Pyrethrins, PBO and MGK REDs, and has concluded that your submission is acceptable. The label referred to above, submitted in connection with registration under FIFRA, as amended, is acceptable.

NOTE: This product is **not** yet being reregistered under section 4(g) of FIFRA.

Please note that the record for this product currently contains the Confidential Statements of Formulation (CSFs) listed below. Any previously dated CSFs are superseded.

- Basic CSF, dated 10/31/2013
- Alternate CSF 1, dated 10/31/2013

Should you wish to add/retain a reference to the company's website on your label, then please be aware that the website becomes labeling under the Federal Insecticide Fungicide and Rodenticide Act and is subject to review by the Agency. If the website is false or misleading, the product would be misbranded and unlawful to sell or distribute under FIFRA section 12(a)(1)(E). 40 CFR 156.10(a)(5) list examples of statements EPA may consider false or misleading. In addition, regardless of whether a website is referenced on your product's label, claims made on the website may not substantially differ from those claims approved through the registration process. Therefore, should the Agency find or if it is brought to our attention that a website contains false or misleading statements or claims substantially differing from the EPA approved registration, the website will be referred to the EPA's Office of Enforcement and Compliance.


A copy of your label stamped "Accepted" is enclosed. Products shipped after 12 months from the date of this amendment or the next printing of the label, whichever occurs first, must bear the new revised label. Your release for shipment of the product bearing the amended label

Page 2 of 2  
EPA Reg. No. 4822-220  
Decision No. 410481, 411936 and 414025

constitutes acceptance of these conditions. If these conditions are not complied with, the registration will be subject to cancellation in accordance with FIFRA section 6.

If you have any questions about this letter, please contact Gene Benbow by phone at 703-347-0235, or via email at [Benbow.Gene@epa.gov](mailto:Benbow.Gene@epa.gov).

Sincerely,

A handwritten signature in black ink, appearing to read 'Jennifer Urbanski', with a stylized, cursive script.

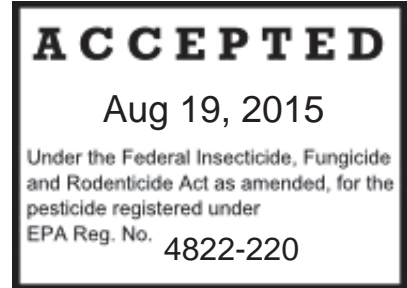
Jennifer Urbanski, PhD, Product Manager 4  
Invertebrate and Vertebrate Branch 1 (IVB1)  
Registration Division (7505P)  
Office of Pesticide Programs

Enclosure

## RAID INDOOR FOGGER FORMULA IV

### Alternate Brand Names:

- Raid Roach & Flea Fogger (April 1, 1993)
- Raid Flea & Roach Fogger (November 21.2013)
- Raid Fogger (November 21.2013)
- Raid Max Fogger (November 21.2013)
- Raid Flea Killer Plus Fogger (November 21.2013)



### ACTIVE INGREDIENTS:

Pyrethrins .....	0.50%
Piperonyl Butoxide* .....	1.00%
N-octyl bicycloheptene dicarboximide .....	1.67%
OTHER INGREDIENTS: .....	96.83%
TOTAL.....	100.00%

\*(butylcarbityl) (6-propylpiperonyl) ether and related compounds  
Contains 0.10% sodium nitrite  
Contains Petroleum Distillate

### KEEP OUT OF REACH OF CHILDREN

CAUTION: See additional precautionary statements (and complete use instructions) on back (inside) (bottom) (side)

Net Wt.

### DIRECTIONS FOR USE

It is a violation of Federal Law to use this product in a manner inconsistent with its labeling.

### USE RESTRICTIONS:

Do not apply this product in a way that will contact adults, children, or pets, either directly or through drift.

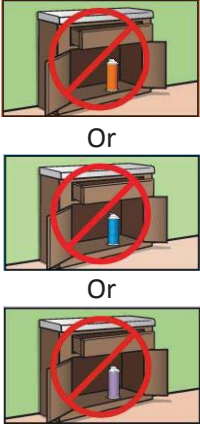
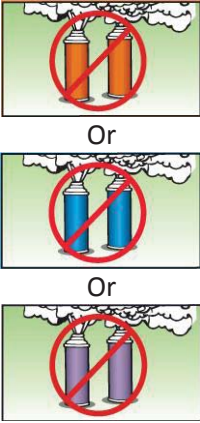
Wait two hours after application and then open windows, vents and doors for two hours. If an odor is still detected additional ventilation is required. Do not apply this product in a way that will contact workers or other persons, either directly or through drift. Only protected handlers may be in the area during application. Do not breathe vapors. Avoid contamination of food or feedstuffs. Do not apply when food, feed or water is present. Remove or cover exposed food and drinking water before application. Remove or cover dishes, utensils, food processing equipment, and food preparation surfaces, or wash them before use. Do not use in aircraft cabins. Do not use in food/feed areas of food/feed handling establishments, restaurants or other areas where food/feed is commercially prepared or processed. Do not use in serving areas while food is exposed or facility is in operation. Serving areas are areas where prepared foods are served such as dining rooms, but excluding areas where foods may be prepared or held. Non-food areas are areas such as garbage rooms, lavatories, floor drains (to sewers), entries and vestibules, offices, locker rooms, machine rooms, boiler rooms, garages, mop closets and storage (after canning or bottling).

**Does not control bed bugs.**

IMPORTANT: SHAKE WELL BEFORE USING

**Preparation and Direction for Using Container:  
 To Use This Product Correctly:**

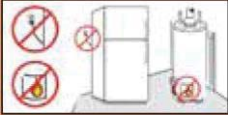


DO NOT use more than one fogger per room [EPA pre-approved Pictogram 1 representing “Do not use multiple canisters in a room”]. Do not use in small, enclosed spaces such as closets or cabinets or under counters or tables [EPA pre-approved Pictogram 2 representing “Do not use in small confined spaces”]. Do not use in a room 5 ft. x 5 ft. or smaller; instead allow fog to enter from other rooms. Use of a fogger in an enclosed space may cause the product to explode, resulting in injury to people or damage to property.

Table 1 [Pictograms for Section “ To Use This Product Correctly”]			
Picture	Description of Picture	Dimension	Pictogram Required or Optional
 <p>Or</p> <p>Or</p> <p>Or</p>	Modified EPA Approved Pictogram 2	Not less than 0.75 X 0.5 inches	Required
 <p>Or</p> <p>Or</p> <p>Or</p>	Modified EPA Approved Pictogram 1	Not less than 0.75 X 0.5 inches	Required

**Before You Fog:**


- 1) Open cabinets, cupboards, drawers, closets and doors in areas to be treated. Turn off ALL ignition sources such as pilot lights (shut off gas valves), other open flames, or running electrical appliance that cycle off and on (i.e., refrigerators, thermostats, etc.) [EPA pre-approved Pictogram 3 representing “Unplug and turn off ignition sources”]. Call your gas utility or management company if you need assistance with your pilot lights [EPA pre-approved Pictogram 4 representing “NO flames or pilot lights”]. **Remove or cover exposed food and drinking water before application.** REMOVE or cover dishes, utensils, food processing equipment and surfaces [EPA pre-approved Pictogram 5 representing “Remove or cover exposed food”]. REMOVE pets, birds and cover and turn off fish aquariums before use. Turn off air flow systems in aquariums. COVER waxed wood floors, waxed furniture and stereo or other plastic dust covers in the immediate area surrounding the fogger (newspapers may be used).
- 2) CLOSE outside doors and windows. Shut off fans and air conditioners.
- 3) Place a chair, table or stand in the center of the room to be fogged. Cover with several layers of newspaper or paper towels.

Table 2 [Pictograms for Section “Before You Fog”]

Picture	Description of Picture	Dimension	Pictogram Required or Optional
	EPA Approved Pictogram 3	Not less than 1.0 X 0.5 inches	Required
	EPA Approved Pictogram 4	Not less than 0.75 X 0.5 inches	Required
	EPA Pre-Approved Pictogram 5 Representing “Remove or Cover Exposed Food”	Not less than 0.75 X 0.5 inches	Required


**To Start Fogging:**

- 4) SHAKE CAN WELL. Break off and remove tab on side of sprayer. Tilt sprayer AWAY from face (container sprays straight up). Press down firmly on sprayer pad until it snaps into place.
- 5) Set fogger on covered stand. Vacate the treated house, individual apartment unit, or other structure immediately. Fill out and place the hang tag on the door to the treated area to alert family and others with access to the treated area not to enter for two (2) hours. **Do not re-enter for two (2) hours.** [Pictogram representing “Do not re-enter for 2 hours (clock)”].

Table 3 [Pictograms for use in Section “To Start Fogging”]			
Picture	Description of Picture	Dimension	Pictogram Required or Optional
	Do not reenter for 2 hours	Not less than 0.5 X 0.5 inches	Required immediately above or below directions “Do Not Reenter for 2 hours”

**Airing Out:**

- 6) Before reoccupying area, open all windows, vents and doors and allow treated area to air for 30 minutes [EPA pre-approved Pictogram 6 representing “Air out the room before entering”]. If an odor is still detected, additional ventilation is required. Do not allow adults, children or pets to enter until vapors, mists or aerosols have dispersed and the treated area has been thoroughly ventilated.

Table 4 [Pictograms for use in the “Airing Out” section]			
Picture	Description of Picture	Dimension	Pictogram Required or Optional
	EPA Pre-Approved Pictogram 6 Representing “Air Out the Room Before Entering”	Not less than 0.75 X 0.5 inches	Required

## **STORAGE AND DISPOSAL**

**PESTICIDE STORAGE:** Store away from heat or open flames in a cool, dry area inaccessible to children.

**PESTICIDE DISPOSAL:** Do not puncture or incinerate! If empty: Place in trash or offer for recycling, if available. If partially filled: Call your local solid waste agency or 1-800-529-3394 for disposal instructions. Do not reuse empty container. Wrap container and put in trash.

## **PRECAUTIONARY STATEMENTS**

### **HAZARDS TO HUMANS AND DOMESTIC ANIMALS**

#### **CAUTION**

Harmful if absorbed through skin. Avoid contact with skin, eyes or clothing. Breathing spray mist may be harmful.

[A text box will be added to the User Safety Recommendation section to increase the prominence of this language if space permits.]

**User Safety Recommendations:** Users should wash hands with plenty of soap and water before eating, drinking, chewing gum, using tobacco, or using the toilet. Users should remove clothing immediately if pesticide gets inside. Then wash thoroughly and put on clean clothing.

[PPE and USER SAFETY REQUIREMENTS will be included when the following use sites are on the market label: buses, office buildings, railroad cars, restaurants, truck trailers, ships, warehouses]

### **PERSONAL PROTECTIVE EQUIPMENT (PPE)**

All handlers must wear a long-sleeve shirt, long pants, socks and shoes

### **USER SAFETY REQUIREMENTS**

For cleaning of PPE use detergent and hot water. Keep and wash PPE separate from other laundry. Discard clothing and other absorbent material that have been drenched or heavily contaminated with product and do not reuse.

[A text box will be added to the First Aid section to increase the prominence of this language if space permits.]

### **FIRST AID**

**IF ON SKIN OR CLOTHING:** Take off contaminated clothing. Rinse skin immediately with plenty of water for 15-20 minutes. Call a poison control center or doctor for treatment advice. Have the product container or label with you when calling a poison control center or doctor, or when going for treatment. You may also contact 1-800-558-5252 for emergency medical treatment information.

### **PHYSICAL OR CHEMICAL HAZARDS**

Contents under pressure. Do not use or store near heat, sparks or open flame. Do not puncture or incinerate container. Exposure to temperature above 130° F may cause bursting. This product contains a highly flammable ingredient. It may cause a fire or explosion if not used properly. Follow the Directions for Use on this label very carefully.

Highly Flammable Ingredient  
Ingrediente Altamente Inflamable  
[Flame graphic symbol]

(Contains no CFCs or other ozone depleting substances. Federal Regulations prohibit CFC propellants in aerosols.) [optional graphic]

[Information in brackets is notes to Reviewer]  
(Information in parentheses is optional language)

[website may be used]

Questions? Comments? Call 800-558-5252 (Weekdays 9-9 Eastern Time) or Write: Helen Johnson

Sold by © [year] S. C. Johnson & Son, Inc. Racine, Wisconsin 53403-2236 U.S.A.

All Rights Reserved

EPA Reg. No. 4822-220

EPA Est. No.



[Label on Individual Unit]

ACTIVE INGREDIENTS:

Pyrethrins .....0.50%  
Piperonyl Butoxide\* ..... 1.00%  
N-octyl bicycloheptene dicarboximide .....1.67%  
OTHER INGREDIENTS: .....96.83%  
TOTAL.....100.00%

\*(butylcarbityl) (6-propylpiperonyl) ether and related compounds  
Contains 0.10% sodium nitrite  
Contains Petroleum Distillate

Net Wt.

KEEP OUT OF REACH OF CHILDREN

CAUTION: See outer container for additional precautionary statements and complete directions.

(Not labeled for individual sale.)

(Contains no CFCs or other ozone depleting substances. Federal regulations prohibit CFC propellants in aerosols.)

Questions? Comments? Call 800-558-5252 or Write Helen Johnson  
Sold By © [year] S. C. Johnson & Son, Inc., Racine, WI 53403-2236 U. S. A.  
All Rights Reserved  
EPA Reg. No. 4822-220  
EPA Est. No.

[End of Label on Individual Unit]

[Hangtag Information]

FOGGER USED IN THIS ROOM TODAY (FOGGER USED TODAY)

DO NOT ENTER UNTIL \_\_\_\_\_(time) ON \_\_\_\_\_(date)

(Door) (Hang)(er) (Tag) Instructions:

Fill out and place (door) hang(er) ( tag) on the door to the treated area to alert family and others with access to the treated area not to enter for at least 2 hours following the treatment.

(DO NOT use more than one fogger per room.)

(DO NOT use in small enclosed spaces.)

(DO NOT use in a room 5ft. x 5 ft. or smaller.)

(DO NOT remain in (enclosed) (treated) areas during use.)

(KEEP OUT OF TREATED AREA for two (2) hours.)

(Remove pets and birds and cover and turn off fish aquariums before (spraying) (treating).)

(All food surfaces should be covered during application and thoroughly cleaned (after) (before) use.)

(Turn off ALL ignition sources such as pilot lights.)

(Call your gas utility or management company if you need assistance with your pilot lights.)

(Ventilate (enclosed) (treated) area for 30 minutes before reoccupying.)

(Raid Indoor Fogger Formula IV, EPA Reg. No. 4822-220)

(S C Johnson & Son, Inc. Racine, WI, 53403)

(For information or in emergency contact 800-558-5252)

[End of Hangtag Information]

[Optional Marketing Claims]

Seeks Out Bugs Where They Hide

Water-Based Formula

Non-Staining

Outdoor Fresh (Scent (ed))

KILLS: Roaches, fleas, ticks, spiders, flies, mosquitoes, wasps, hornets, yellow jackets, silverfish, ants, gnats, waterbugs, earwigs, palmetto bugs, crickets and small flying moths (and other listed bugs).

Use Raid Roach & Flea Fogger for bug infestations in apartments, attics, buses, garages, homes, houses, office buildings, railroad cars, restaurants, truck trailers, ships, warehouses

[PPE and USER SAFETY REQUIREMENTS will be included when the following use sites are on the market label: buses, office buildings, railroad cars, restaurants, truck trailers, ships, warehouses]

Kills listed insects (bugs) (roaches) (and) (fleas) where they live and breed (hide)

Kills (listed) (bugs) (fleas) (roaches) at the source

Kills (listed) (bugs) (fleas) (roaches) where they hide

Kills (the) (listed) (bugs) (fleas) (roaches) you don't see

For best results, treat pet with an appropriate flea control product before returning the pet to the treated area.

One 5 oz. can treats (up to) (3840 cu. ft.)(480 sq. ft.) (of unobstructed space) (a room up to 24'x20' with an 8' ceiling)

One 6 oz. can treats (up to) (5000 cu. ft.) (625 sq. ft.) (of unobstructed space) (a room up to 25'x25' with an 8' ceiling)

Raid Roach & Flea Fogger allows you to automatically fill a whole room with insect killing fog, while you are away.

Raid Roach & Flea Fogger is designed for use whenever a bug infestation occurs in your house.

For best results, use Raid Roach & Flea Fogger in conjunction with other Raid products for more complete control of bug problems.

Controls heavy infestations

Relieves infestations

Cut (here) (along) (dotted) (line)

Buy 3 Get 1 Free

Read Label First

Read all sides of box

S.C. Johnson, A Family Company [logo] (since 1886)

Fisk Johnson [signature]

Peel (remove) (tear) label (sticker) (coupon) (here) for complete use directions

Peel (remove) (tear) label (sticker) (coupon) (here) for complete use directions and precautionary statements

Peel (remove) (tear) label (sticker) (coupon) (here) before use

Read entire label before use

Apply this product only as specified

Avoid fogging (spraying) near baits to make sure bugs can bring the bait back to the nest

Visit [website] to identify your bug and best treatment plan

(Additional) Tips (Non-chemical Control Options) [one or more to be chosen from the following list]:

Remove food spills and exposed food

Store food in sealed containers

Avoid leaving (accumulating) dirty dishes in sinks

Keep food out of bedrooms and living rooms

Avoid the use of mulch next to the foundation, which provides an ideal place for outdoor ants to nest and to gain entry into the home

Caulk any points where ants (roaches) (ants and roaches) (bugs) (and other listed bugs) enter into wall voids, cracks and crevices including entry points from outside or neighboring units

Caulk hiding spots and points of entry from outside or neighboring units

Vacuum rugs, carpets and upholstery thoroughly to remove flea eggs and larvae. Pay particular attention to areas where pets rest. Be sure to remove and dispose of the vacuum bag so fleas and eggs do not re-infest (the home).

Wash all pet bedding to remove existing fleas and eggs.

Shampoo pets regularly with an EPA-approved flea shampoo.

See your vet for severe flea problems that may require other on-pet control options.

#### Raid Defense System (Defense System)

Attack(s) Bugs\*

Control(s) Bugs<sup>†</sup>

Prevent(s) Bugs<sup>‡</sup>

Raid Defense System (Raid Guided Support) helps you work smarter, not harder, to fight bugs. Visit [raidkillsbugs.com](http://raidkillsbugs.com) to identify your bug and best treatment plan.

Use this product to:

Control Bugs

Kill bugs at the source (Kill the bugs you don't see)

[either [1] or [2] will be on the product label, not both]

[1] <sup>†</sup> Use (this product) to kill fleas where they hide.

[2] <sup>†</sup> Use this product to kill (Use to kill) ants (roaches) (ants or roaches) (ants, roaches and other listed bugs) where they hide. For heavy infestations, first use this product and then place baits to provide ongoing control.

Use other Raid products to:

Attack Bugs

Kill bugs on contact (Kill the bugs you see)

[either [1] or [2] will be on the product label, not both]

[1] \*Use Raid Flea Killer (Raid Flea Killer Plus Carpet & Room) to kill fleas (ticks) (fleas and ticks) (fleas, ticks and other listed bugs) on contact (in your home) (and on your dog). Read the label to find the right product for your bug problem.

[2] \*Use a Raid Ant Killer (Ant & Roach Killer) (Roach Killer) product to kill ants (roaches) (ants and roaches) (ants, roaches and other listed bugs) on contact. Avoid spraying near baits to make sure bugs can bring the bait back to where they hide. Read the label to find the right product for your bug problem.

Prevent Bugs

Help keep bugs out (Keep Bugs Out)

[either [1] or [2] will be on the product label, not both]

[1] <sup>‡</sup> Use a Raid Max Bug Barrier product to help keep (to keep) fleas (ticks) (fleas and ticks) (fleas, ticks and other listed bugs) out (of your home). Read the label to find the right product for your bug problem.

[2] <sup>‡</sup> Use a Raid Max Bug Barrier product to help keep (to keep) ants (roaches) (ants and roaches) (ants, roaches and other listed bugs) out (of your home). Read the label to find the right product for your bug problem.