

TOP

F7550 CROWN LOCK + SEAL

11/9/72

REG. U.S. PAT. & TM. OFF. • RED • BLUE • BLACK • LINE IN ORANGE

ACCEPTED

DEC 12 1972

UNDER THE FEDERAL INSECTICIDE
FUNGICIDE AND RODENTICIDE ACT
FOR ECONOMIC POISON REGIS-
TERED UNDER NO. 4822-122 SUBJECT
TO ATTACHED COMMENTS

Johnson
YARD
MASTER

FOAM
Insect
Killer

FOR SHRUBS, FLOWERS
& EVERGREENS



ATTACHES TO HOSE • NO MIXING

NET WT. 24 OZ. (1 LB. 8 OZ.)

CAUTION KEEP OUT OF REACH OF CHILDREN
SEE DIRECTIONS AND CAUTIONS ON BACK



Amazing new way to kill in-
sects (see chart) on shrubs,
evergreens and flowers. This
foam sprayer attaches to any
standard garden hose. The light
foam tracer shows where you've
sprayed—that makes it easier to
get complete coverage. No mixing
needed. It's ready to spray.

READ COMPLETE DIRECTIONS BEFORE STARTING

DIRECTIONS: HOW TO OPERATE

To Assemble

- Unscrew spray head (top above white ring).
- Screw black washer end of spray head tightly to garden hose. Leave water off.
- Remove white ring.
- Screw can slowly onto spray head but STOP AFTER FIRST CLICK. Can will be attached but loose.

To Operate

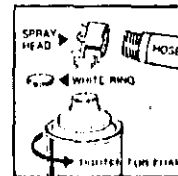
- Turn on water. You're now ready to spray.
- Tighten can until foam spray appears. Spray plants evenly with foam tracer. SEE "HOW TO USE" Directions for application instructions.

When Finished

- Loosen can to STOP foam BEFORE shutting off water. Turning off water will not stop foam.
- Replace white ring if container is stored. The ring is a safety device to prevent the can from foaming in storage.

Note: Foam concentrate will come out whenever the can is tightened snugly on the spray head. Water must be running whenever the can is tightened in order to dilute the concentrated foam. The flow of water has no effect on starting or stopping the foam.

DIRECTIONS: HOW TO USE—Spray plants evenly with foam tracer. Apply to both sides of leaves and other areas of plants where insects are suspected. For dense evergreens and shrubs make sure spray reaches interior leaves and branches. Application will be more effective when air is calm. Do not spray when temperature is over 90°F.



PROBLEM AREAS	PESTS	NOTES
Roses and Flowers: Asters, Azaleas, Begonias, Chrysanthemums, Dahlias, Delphiniums, Gladiola, Iris, Marigolds, Petunias, Roses, Salvia and Snapdragons.	Non-waxy Aphids, Mites, Leafhoppers and Exposed Thrips.	Spray plants leaving a uniform light trace of foam, making sure to treat underside of leaves. Repeat application every 7 days until desired control is achieved.
Trees and Shrubs: Evergreens and deciduous shrubs.	Non-waxy Aphids, Mites, Leafminers, Tent Caterpillars, Fall Webworms.	Treat leaves and branches leaving a light trace of foam. Try to penetrate dense foliage. Repeat application every 7 days until desired control is achieved.
Nuisance Pests in Outside Areas.	Ants	Apply, hitting as many as possible. Spray trails and nests. Repeat as necessary.

CAUTION: Avoid spraying prepared foodstuffs. Avoid contact with skin, eyes, clothing. Keep out of reach of children.

WARNING: Contents under pressure. Do not puncture. Do not use on stove, near heat or open flame. Exposure to temperatures above 120°F. may cause bursting. Never throw container into fire or incinerator.

ACTIVE INGREDIENTS: *0.37% (S-Benzyl-3-furyl)methyl 2,2-dimethyl-3-(2-methylpropenyl)cyclopropanecarboxylate and 0.05% related compounds; 0.49% aromatic petroleum hydrocarbons.

*Cis-trans isomer ratio: Max. 30% (±) cis and Min. 70% (±) trans.

INERT INGREDIENTS: 99.09%

© S. C. JOHNSON & SON, INC., RACINE, WISCONSIN 53403, U.S.A.

U7e

EPA REG. NO. 4822-122-AA

42683

4822-122

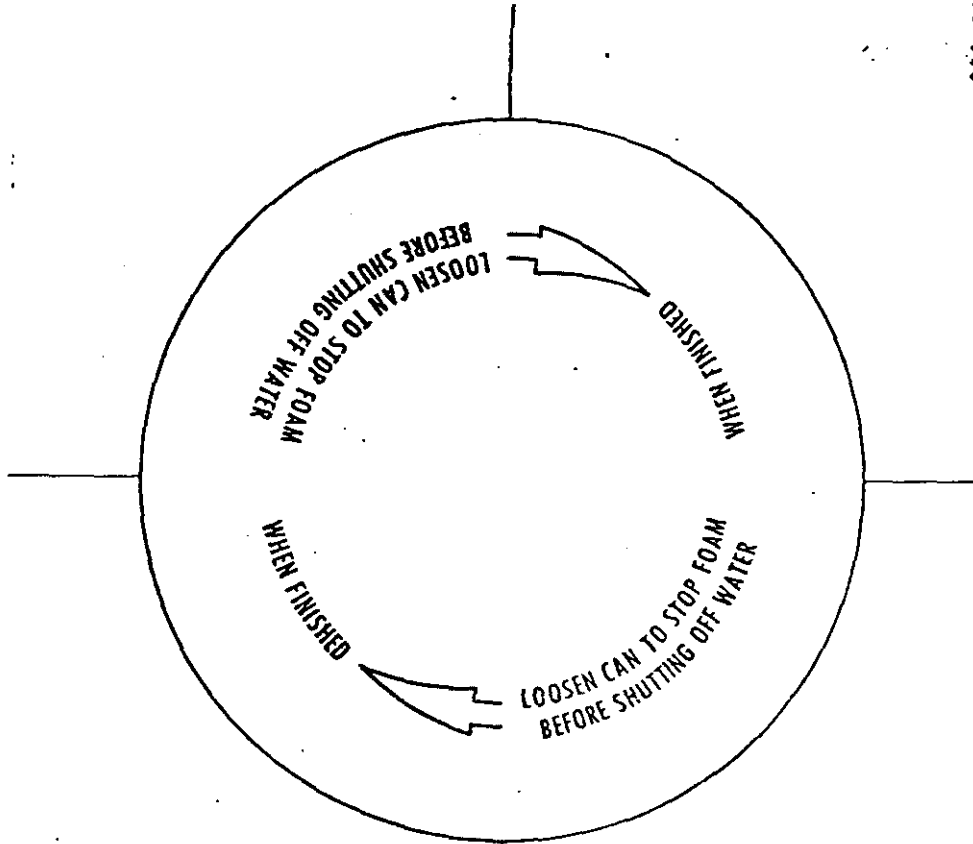

12/12/72

182

Johnson YARD MASTER Spray Foam Insect Killer

282

LABEL COPY THAT WILL APPEAR ON DOME



NO. 23842	CHGO WITH PLATE
INSECT KILLER	
300 DIA. DOME	CE 4.466
PRT. BLACK	
CH. 5008	16 A7 11-16-72