

WARNING!... FLAMMABLE. KEEP
OUT OF REACH OF CHILDREN

See directions and cautions on back.

NET WT. 20 OZ. (1 LB. 4 OZ.)

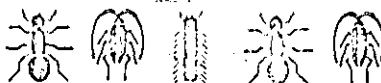
19
Johnson
buggy
whip
residual

crawling insect

killer

another great **Raid** insecticide

for commercial and industrial use



kills Roaches, Ants, Silverfish



Water bugs, Centipedes



FOR SPRAYING ON SURFACES ONLY

see directions on back

ACTIVE INGREDIENTS: o-Isopropoxyphenyl
Methylcarbamate 1.000%; petroleum dis-
tillate \$1.244%.

INERT INGREDIENTS: 17.756%

Johnson
buggy
whip
residual

another great Raid insecticide

Kills insects on contact... kills with resi-
dual action... keeps on killing even
weeks after it dries.

Flushing action -- drives bugs out from
where they hide... and kills them fast.

Exclusive trigger harness permits pin-
point aim... no stoop... no insecticide
on hands.

Kills even resistant roaches.

Provides soft spray that doesn't
"bounce."

Power-packed--for commercial and Indus-
trial use.

WARNING: FLAMMABLE.

Do not spray near open flame. Do not
smoke while using.

DIRECTIONS

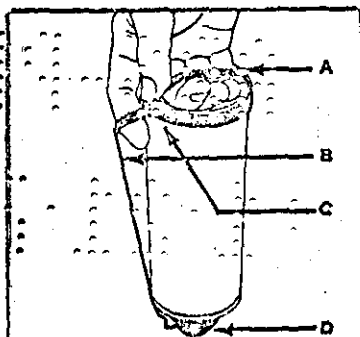
Roaches, Water Bugs: Spray until wet
in cracks, around baseboards and other
hiding places, hitting insects direct-
ly where possible. Repeat as required.

Ants: Apply to ant trails, also around door
and window sills where ants enter build-
ing. Repeat treatment as required.

Silverfish, Crickets and Centipedes:
Spray localized areas infested by
these pests. Repeat as required.

Always spray downward to avoid pressure
loss. For controlling insects in places in-
accessible with Buggy Whip Residual
such as the undersides of shelves and
around upper door and window frames,
use Johnson's Buggy Whip Airborne or
Raid Insect Spray.

CAUTION: Harmful or fatal if swallowed.
Harmful if inhaled or absorbed through
skin. If swallowed, induce vomiting im-
mediately. Get medical attention (Atro-
pine is antidotal). Apply as a surface
spray only. Do not use as a space spray.
Do not spray humans, pets, plants, wa-
ter, food-stuffs, utensils or air in a
room. Do not use in commercial food
preparation areas or in edible products
areas of food processing plants. Keep
out of reach of children.



TO OPERATE

1. Place two or three fingers under strap A at bottom of container.
2. Insert index finger between trigger strap B and side of container.
3. Brace thumb against handle strap ring C.
4. Rotate nozzle D to unlock trigger.
5. Point valve opening toward surface to be sprayed and pull trigger. Spray until surface is wet.

Avoid excess waffling of asphalt
tile, rubber and plastic materials.

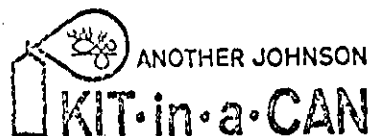
CAUTION (cont'd)

Do not allow children or pets
to contact treated surfaces until dry.
Avoid breathing of spray or contact
with skin. Remove pets and cover fish
bowls before spraying. Wash thoroughly
with soap and water after handling and
before eating or smoking. Contents un-
der pressure. Never set container on
stove, radiator or place where temper-
ature will exceed 120°F which may cause
it to burst. Do not puncture or throw
container into fire.

"Johnson," "RAID," "BUGGY WHIP,"
and "KIT-in-a-CAN" are trademarks of
S. C. Johnson & Son, Inc., Racine, Wis.

S. C. JOHNSON & SON, INC., RACINE, WIS.
53403 U.S.A.

USDA Reg. No. 4822-100



A PRODUCT OF Johnson WAX SERVICE PRODUCTS DIVISION

4822-100

2/27/71

P9 182

AB5-PA
#12171

ACCEPTED
FEB 27 1971
UNDER THE FEDERAL INSECTICIDE
FUNGICIDE AND RODENTICIDE ACT
FOR ECONOMIC POISON REGISTER-
ED UNDER NO. 182-100 SUBJECT
TO ATTACHED COMMENTS.

282