



UNITED STATES ENVIRONMENTAL PROTECTION AGENCY  
WASHINGTON, DC 20460

OFFICE OF CHEMICAL SAFETY  
AND POLLUTION PREVENTION

March 8, 2017

Tony Herber  
Agent for W.M. Barr & Company, Inc.  
Scientific & Regulatory Consultants, Inc.  
201 W. Van Buren Street  
Columbia City, IN 46725

Subject: Label Amendment – Addition of marketing claims, graphics, and directions for use  
Product Name: Mold Armor E-Z House Wash  
EPA Registration Number: 4091-19  
Application Date: January 17, 2017  
Decision Number: 526144

Dear Mr. Herber:

The amended label referred to above, submitted in connection with registration under the Federal Insecticide, Fungicide and Rodenticide Act, as amended, is acceptable. This approval does not affect any conditions that were previously imposed on this registration. You continue to be subject to existing conditions on your registration and any deadlines connected with them.

A stamped copy of your labeling is enclosed for your records. This labeling supersedes all previously accepted labeling. You must submit one copy of the final printed labeling before you release the product for shipment with the new labeling. In accordance with 40 CFR 152.130(c), you may distribute or sell this product under the previously approved labeling for 18 months from the date of this letter. After 18 months, you may only distribute or sell this product if it bears this new revised labeling or subsequently approved labeling. "To distribute or sell" is defined under FIFRA section 2(gg) and its implementing regulation at 40 CFR 152.3.

Should you wish to add/retain a reference to the company's website on your label, then please be aware that the website becomes labeling under the Federal Insecticide Fungicide and Rodenticide Act and is subject to review by the Agency. If the website is false or misleading, the product would be misbranded and unlawful to sell or distribute under FIFRA section 12(a)(1)(E). 40 CFR 156.10(a)(5) list examples of statements EPA may consider false or misleading. In addition, regardless of whether a website is referenced on your product's label, claims made on the website may not substantially differ from those claims approved through the registration process. Therefore, should the Agency find or if it is brought to our attention that a website contains false or misleading statements or claims substantially differing from the EPA approved registration, the website will be referred to the EPA's Office of Enforcement and Compliance.

Page 2 of 2  
EPA Reg. No. 4091-19  
Decision No. 526144

Your release for shipment of the product constitutes acceptance of these conditions. If these conditions are not complied with, the registration will be subject to cancellation in accordance with FIFRA section 6. If you have any questions, you may contact Donna Kamarei at (703)347-0443 or via email at [Kamarei.donna@epa.gov](mailto:Kamarei.donna@epa.gov).

Sincerely,

A handwritten signature in blue ink that reads "Wanda J. Fuller, for". The signature is written in a cursive style.

Demson Fuller, Product Manager 32  
Regulatory Management Branch II  
Antimicrobials Division (7510P)  
Office of Pesticide Programs

Enclosure

Note to reviewer: All text in brackets [...] is optional and may or may not be included on a final label. All text in braces {...} is administrative and will not appear on a final label. Portions or all of the label may be bilingual.

Mold Armor E-Z House Wash

KILLS [AND REMOVES] MOLD [AND MILDEW] ON:  
BUILDING EXTERIORS [INCLUDING WOOD, VINYL,] {and/or}  
WOOD [DECKS] [FENCES] {insert others from Table 1}

ACTIVE INGREDIENT:

Sodium hypochlorite ..... 5.25%

OTHER INGREDIENTS: ..... 94.75%

TOTAL: ..... 100.00%

KEEP OUT OF REACH OF CHILDREN

DANGER [AVISO]

See back [side] panel for additional precautionary statements and First Aid

[Si usted no entiende la etiqueta, busque a alguien para que se la explique a usted en detalle.]

NET CONTENTS [XX fl. oz.] {Number may change prior to commercialization}

EPA Reg. No. 4091-19

EPA Est. No. {XXXX-XX-XXX} {EPA Establishment number will appear on printed label}

[See lot code for actual Est. No.]

[Made] [Sold] [by] [for]: W.M. Barr and Company, Inc.

PO Box 1879

Memphis, TN 38101

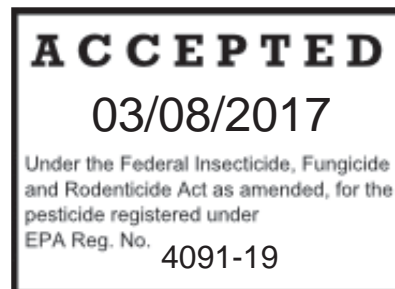
[Copyright WM Barr & Co., Inc.]

[For] [questions] [or comments][?][please][contact][visit]:

[1-800-XXX-XXXX]

[www.moldarmor.com or www.homearmor.com]

[Made in USA] [of US [and/or Global] materials]



Note to reviewer: All text in brackets [...] is optional and may or may not be included on a final label. All text in braces {...} is administrative and will not appear on a final label. Portions or all of the label may be bilingual.

## PRECAUTIONARY STATEMENTS

### Hazards to Humans and Domestic Animals

#### DANGER

Corrosive. Causes irreversible eye damage and skin burns. Do not get in eyes, on skin, or on clothing. Wear goggles or safety glasses and rubber gloves when handling this product. Wash thoroughly with soap and water after handling and before eating, drinking, chewing gum, using tobacco or using the toilet. Remove and wash contaminated clothing before reuse.

#### FIRST AID

**IF IN EYES:** Hold eye open and rinse slowly and gently with water for 15-20 minutes. Remove contact lenses, if present, after the first 5 minutes, then continue rinsing eye. Call a poison control center or doctor for treatment advice.

**IF ON SKIN OR CLOTHING:** Take off contaminated clothing. Rinse skin immediately with plenty of water for 15-20 minutes. Call a poison control center or doctor for treatment advice.

**IF SWALLOWED:** Call a poison control center or doctor immediately for treatment advice. Have person sip a glass of water if able to swallow. Do not induce vomiting unless told to do so by a poison control center or doctor. Do not give anything to an unconscious person.

Have the product container or label with you when calling a poison control center or doctor, or going for treatment. [National Poison Control Center: 1-800-222-1222]

#### Physical and Chemical Hazards

This product contains an oxidizing agent. Do not use or mix with other chemicals. Prolonged contact of undiluted product with metal may cause pitting or discoloration.

#### ENVIRONMENTAL HAZARDS

This product is toxic to fish and aquatic organisms. To protect the environment, do not allow pesticide to enter or run off into storm drains, ditches, or surface waters.

#### STORAGE AND DISPOSAL

Store with lid closed [or lever/switch in off position] in areas inaccessible to children, in a cool dry area, away from direct sunlight and heat to avoid deterioration.

{for sprayer intended to be refilled by the consumer}

Container Handling: Do not reuse or refill this container except as described in the directions for use. Refill only with this product [-or- product name]. Offer empty container for recycling or discard in trash.

{for container (1 gallon or less) not intended to be refilled by the consumer}

Container Handling: Nonrefillable container. Do not reuse or refill this container. Offer empty container for recycling or discard in trash. Do not reuse this bottle for any other purpose.

{Lot code and/or expiration date may appear on either the container or label}

#### {Optional Container/Applicator Related Statements and Graphics:}

{For hose end labels, including optional graphic:}

Unique Sprayer Deflector Attachment



Deflector slides into nozzle


Detach deflector to create a direct spray and reach 2<sup>nd</sup> story

Note to reviewer: All text in brackets [...] is optional and may or may not be included on a final label. All text in braces {...} is administrative and will not appear on a final label. Portions or all of the label may be bilingual.

Attach deflector to create wide spray pattern and increase coverage

[New!] View Strip [Empty INDICATOR] [Check window to see when empty]

New & Improved Spray Nozzle



DIRECTIONS FOR USE: It is a violation of Federal Law to use this product in a manner inconsistent with its labeling.

Important: Carefully read all directions, notes and conditions prior to use. Only use this product as directed on the label. For outdoor use only. Oxidation from sun and elements [mold], [mildew] [or] [algae] can cause permanent discoloration on outside surfaces. Test on an inconspicuous area before using. Wear eye protection and rubber gloves during use. Formula may stain clothes and shoes – dress appropriately.

[Helpful tips:] [Do not use on cedar or redwood that is less than 2 years old.] [Avoid contact with metal surfaces, clothing, carpet, fabrics, floor coverings or vegetation.] [Do not use in windy conditions.] [Use of this product may loosen fibers from surfaces environmentally damaged by sun, wind and rain]. [Particularly stubborn stains may

Note to reviewer: All text in brackets [...] is optional and may or may not be included on a final label. All text in braces {...} is administrative and will not appear on a final label. Portions or all of the label may be bilingual.

require a second application.] [Not for use on deteriorated surfaces (old wood, paint, etc.) unless you intend to refinish surface.]

**{For Hose End containers/applicators:}**

**{Option 1}**

To kill [and remove] mold [and mildew]:

1. Attach garden hose to nozzle with throttle pushed back closest to the hose side of the sprayer. 2. Turn on water to hose. 3. With slider in RINSE position, push throttle forward and spray surrounding plants with water. 4. Turn slider to CLEAN and coat the area to be cleaned, working from the ground upward. Allow product to work for 10 minutes. 5. Turn slider to RINSE and rinse area well with water. 6. Move to a new area and repeat. If staining persists a second coat may be required. 7. Spray surrounding plants with water after use. 8. Push throttle back toward hose side of sprayer and turn off completely for storage.

**{Option 2}**

1. Spray surrounding plants with water. 2. Attach garden hose to nozzle with valve in OFF position. Turn on water to hose. 3. Turn nozzle to CLEAN and coat the area, working from the ground upward. Allow to work for 10 minutes. 4. Turn nozzle to RINSE and rinse area well with water. If staining persists a second coat may be required. 5. Spray surrounding plants with water after use. 6. Turn to OFF for storage.

**{Option 3}**

Connect sprayer to garden hose with tab on top of sprayer in OFF position. Turn on water to hose. Select shower setting spray pattern. Turn tab to rinse and spray surrounding plants with water. Select spray pattern that works best with area you are cleaning. Turn tab to CLEAN and coat the area. Allow to work for 10 minutes. Move to new area and repeat. To rinse select spray pattern and turn tab to RINSE and rinse area well with water. Apply a second coat if required. When finished select shower pattern, turn tab to RINSE and spray surrounding plants with water. Turn to OFF for storage.

**{Refilling Directions for Use with Option 1, 2, or 3:}**

To refill [hose-end] [sprayer]: Remove hose end sprayer. Pour in [product] [from] [refill] and replace hose end [sprayer].

**{For Gallon E-Z House Wash (not Hose End):}**

Surface Preparation: Use formula at full strength for tough stains or dilute with 3 parts water, one part formula for typical stains and dirt. Apply with a garden sprayer, roller or sponge. Apply full strength with a garden sprayer. Do not use a high power pressure washer to apply.

Note to reviewer: All text in brackets [...] is optional and may or may not be included on a final label. All text in braces {...} is administrative and will not appear on a final label. Portions or all of the label may be bilingual.

To kill [and remove] mold [and mildew]: 1. Spray surrounding plants with water before and after use. 2. Start from the bottom and work upwards. Wait 10 minutes. 3. Rinse well with water. Heavy stains and textured surfaces may require light scrubbing and a second application.

To clean [and/or remove mold and mildew stains]: 1. Spray surrounding plants with water before and after use. 2. Start from the bottom and work upwards. [Wait [let stand] 5-10 minutes.] 3. Rinse well with water. Heavy stains and textured surfaces may require light scrubbing and a second application.

#### **{For House or Deck/Fence Pressure Washer Version:}**

Follow pressure washer manufacturer's instructions for application & use of cleaning solutions.

To kill [and remove] mold [and mildew]:

1. Spray surrounding plants with water using a garden hose. 2. Add product to pressure washer detergent tank. Ensure tank is clean before filling with product. 3. Wash surface with cleaner using LOW pressure spray nozzle. Coat the area, working from the ground upward. 4. Allow to work for 10 minutes. 5. Rinse surface with water using HIGH pressure nozzle. 6. Spray surrounding plants with water [using a garden hose] after use. 7. Rinse detergent tank with water prior to storage.

#### **{For Gallon E-Z Deck & Fence Directions (not Hose End) :}**

This product will not remove pigmented wood stains or sealers.

To kill [and remove] mold [and mildew]: Apply full strength with a plastic garden sprayer. Wait [let stand] 10 minutes. Thoroughly rinse off surface and surrounding area.

To clean [and/or remove mold and mildew stains]: Apply full strength with a plastic garden sprayer. [Wait [let stand] 5-10 minutes]. Thoroughly rinse off surface and surrounding area.

#### **{Optional Marketing Claims}**

- Kills [exterior] mold, [mildew] [and algae]
- Cleans up to XX {insert number} square feet [SQ FT] [with wide spray pattern]
- Mold Remover
- Stop Mold
- Removes [exterior] mold [& mildew], [&] [algae],[stains] [dirt,] [grime]
- Reaches the second story
- No need for a [clumsy] ladder
- [Powerful] sprayer [blasts] [cleans] away mold, [mildew], [algae] [dirt] [stains] [and debris]
- [Bleach] [cleaning] formula [cleans] away mold, [mildew], [algae], [dirt] [stains] [and debris]
- [Cleans with] No scrubbing
- Spray On. [Rinse Off] Wait [5-] 10 Minutes. Wash Off
- Works in[5-10] [10] Minutes. [Guaranteed\*]
- Cleans [Use on] vinyl [siding], [brick,] [stucco,] [aluminum,] [[sealed] concrete,] [painted wood,] [trim,] [PVC,] [plastic,] [siding,] [[sealed]masonry] [gutters] [roofs] [driveways] [restored wood,] [resurfaced wood [finishes] [playground equipment] [patio furniture].
- Bleach-based [formula]

Note to reviewer: All text in brackets [...] is optional and may or may not be included on a final label. All text in braces {...} is administrative and will not appear on a final label. Portions or all of the label may be bilingual.

- Cleans and brightens [in minutes]
- Won't harm [plants] [grass] [trees][shrubs] when used as directed
- It's like pressure cleaning using your garden hose.
- Stop[s] Mold [Stains]
- Power [Blasts] away [dirt], [grime], [and] [mold] [in minutes]
- House Cleaner and Mold [Mildew] Killer
- Kills mold [and mildew][and algae]
- Mold [and Mildew] Concentrate
- Visible results in minutes
- Use as a refill [for Mold Armor E-Z Deck Wash] [Mold Armor E-Z House Wash hose end products] [insert appropriate SKU/brand name]
- 100% dedicated to fighting mold [and mildew] [and algae] [stains]
- Cleans & Brightens [Decks] [and wood fences]
- Renews the look of [painted/sealed] wood [decks] [fences]
- Restores the [natural] [look] of weathered, discolored wood [within minutes]
- Cleans discolored weathered wood siding, fences [and] [&] decks.
- Works on [Great for] composite decks
- Powerful cleaning action to remove [penetrate] [and lift] [dirt] mold [and mildew] stains
- [And,] it's guaranteed effective.
- Easy to use
- Ready-to-use
- Spray on. Rinse off. No Scrubbing.
- Say good-bye to [stubborn] mold and mildew
- Cleans & Brightens decks & fences, [[painted/sealed] wood,] [composite,] [PVC,] [restored] [and] [resurfaced] [finishes.]
- Makes wood look new again in minutes
- Great for composite [decks] [surfaces]
- Use as a refill for 56 fl. oz. E-Z Deck & Fence [House Wash] hose end sprayer
- Great for [Use for] pre-paint mold [mildew] removal
- Use for surface preparation prior to painting. Improves the long-term appearance and performance of your paint.
- Kills [cleans] [removes] mold [and mildew] on [outdoor] patio furniture
- From the makers of Home Armor [Products]
- No mixing
- See it work!
- See the clean instantly!
- Visible results in minutes
- 2X stronger than Mold Armor E-Z House Wash hose end
- E-Z [Multi-Purpose] [Mold Kill] [House] [Siding] [Deck] [Fence] [Concrete] [Driveway] [Patio] [Patio furniture] [Roofs] Pressure Washer Concentrate
- Mold Armor formula works better than pressure washer by itself
- Improves [enhances] pressure washer performance [to kill mold and [&] mildew]
- Penetrates & dissolves tough stains
- Removes [dirt], [oil], [grease], [algae] [mold] and [mildew] [stains]



Note to reviewer: All text in brackets [...] is optional and may or may not be included on a final label. All text in braces {...} is administrative and will not appear on a final label. Portions or all of the label may be bilingual.

- Powers away [mold], [mildew], [algae], [dirt] and [grime].
- Foaming [bleach] for extra (added) clinging & cleaning
- 



{Optional Cross-marketing/Brand Claims}

- Mold Armor products remove mold [and mildew], [indoors and outdoors].
- Mold Armor [products] has [have] powerful cleaning action to remove mold and mildew, [indoors and outdoors]
- Powerful mold removal
- {For Deck Wash SKUs} More concentrated application for wood [surfaces]

{Optional Packaging Related Statements/Claims}

{Claims of "new" only to be used for first 6 months of distribution}

- Bonus [Pack] [Size] [25%][30%][50%] More Free
- X% [free][Bonus][More]
- Extra [Value][pack][size]
- Trial [size][pack]
- Travel [size][pack]
- [Also] available in 1 [gal] [Gallon] [Bonus] 1.25 [gal] 2.5 [gal] [Gallon] and 5 [Gallon] [gal]
- [Also] available in 16 [FL. OZ] [ounces] 22 [FL. OZ] [ounces] 32 [FL. OZ] [ounces] 40 [FL. OZ] [ounces] [Bonus] 56 [FL. OZ] [ounces] 70 [FL. OZ] [Fluid Ounces [Bonus]
- [BOGO] Buy X Get X Free
- [New] Hose End Sprayer Design
- [New] Empty Indicator. Check window to see [when formula is used up] [when empty]

**{Alternate Brand Names}**

Mold Armor E-Z House Wash Hose End  
Mold Armor E-Z House Wash Gallon

Note to reviewer: All text in brackets [...] is optional and may or may not be included on a final label. All text in braces {...} is administrative and will not appear on a final label. Portions or all of the label may be bilingual.

Mold Armor E-Z House Wash Gallon Refill  
 Mold Armor E-Z Deck, Fence & Patio Wash Hose End  
 Mold Armor E-Z Deck, Fence & Patio Gallon  
 Mold Armor E-Z Deck, Fence & Patio Gallon Refill

**{Optional Claims}**

Contains no poisonous acids, petroleum distillates or phosphates.  
 Contains anti-corrosive [additive] to protect pressure washer [parts]

\*Guarantee: When used as directed this product will remove standard mold and mildew in 10 minutes. Heavy mold stains may require second application or scrubbing. If you are not satisfied please return the container within 60 days of purchase for a refund. [less S&H]

{-or-}



\*When used as directed this product kills mold on [sealed] [or painted] [wood] [brick] [and] [concrete]. Heavy mold stains may require second application or scrubbing. If you are not satisfied please return the container within 60 days of purchase for a refund. [less S&H]

Table 1:

{Optional use sites/surfaces in Table 1 and optional images on Page 9-11 may be used anywhere on the container label.}

Exterior Surfaces	Trim
Building exteriors	Restored surfaces
[Painted/sealed/stained] Wood	Resurfaced finishes
Vinyl [siding]	Composite [Decks] [decking]
Siding	Outdoor Furniture
Aluminum	Patio
Decks	Plastic
Fences	Roofs/Roof Shingles
Swing sets	Patio Furniture
Playground equipment	Awnings
[Painted/sealed] Brick	Umbrellas
Stucco	[Painted/sealed] Cement [Concrete] Block
[Painted/sealed/stained] Concrete	Asphalt, wood, and composition roofs
Painted or Stained Wood	Non-porous surfaces
Painted or Stained Decks	Painted or Stained Fences
Gutter[s] [exteriors]	Sealed [asphalt][concrete] Driveways
Roofs	Glazed Tile
Fiberglass	

Note to reviewer: All text in brackets [...] is optional and may or may not be included on a final label. All text in braces {...} is administrative and will not appear on a final label. Portions or all of the label may be bilingual.



[aluminum]

[sealed brick]

[sealed concrete]



[stucco]

[trim]

[vinyl siding]

Note to reviewer: All text in brackets [...] is optional and may or may not be included on a final label. All text in braces {...} is administrative and will not appear on a final label. Portions or all of the label may be bilingual.



Note to reviewer: All text in brackets [...] is optional and may or may not be included on a final label. All text in braces {...} is administrative and will not appear on a final label. Portions or all of the label may be bilingual.

