

JUL 16 1984

Betz Laboratories, Inc.
4636 Somerton Road
Trevose, PA 19047

Gentlemen:

Subject: Slimicide 508
EPA Registration No. 3876-95
Betz ER-10
EPA Registration No. 48525-1
Betz Slimicide C-62
EPA Registration No. 3876-139
Slime-Trol RX 508
EPA Registration No. 45017-32
Betz Entec 345
EPA Registration No. 34571-10
Submission of June 19, 1984

The labeling referred to above, submitted in connection with registration under the Federal Insecticide, Fungicide and Rodenticide Act, as amended, is acceptable. A stamped copy is enclosed for your records.

Sincerely yours,



A. E. Castillo
Product Manager (32)
Disinfectants Branch
Registration Division (TS-767C)

Enclosure

RD/DIS:O.Laird:DCR-04729:WANG-0044L:eg:Raven:479-2013:7/11/84

PM132

3876-95

247

FILE NUMBER: 508.EPA

1/9/84

CORRECTIONS AS NOTED IN COR FILE TO BE MADE WHEN APPROVAL RECEIVED FROM EPA.

WHEN APPROVAL RECEIVED FROM EPA, POW360S, AN ADDITIONAL TRADE NAME, AND ENT365, A SUPPLEMENTAL REGISTRATION, TO BE PRINTED ALSO. CORRECTED ALSO.

SETZ[R] slimeicide 508 Slime Control Agent

(FIRST PANEL)

PRECAUTIONARY STATEMENTS[14b1]

HAZARDS TO HUMANS AND DOMESTIC ANIMALS[12b1]

DANGER[11b1]

CAUSES SEVERE IRRITATION OF EYES.
EYE CONTACT MAY CAUSE LOSS OF VISION.
MAY BURN THE SKIN. MAY BE HARMFUL
OR FATAL IF SWALLOWED.

Do not take internally. Do not get into eyes, on skin or on clothing. Chemical workers' goggles must be worn when handling. Do not inhale vapor or mist. Use with adequate ventilation. Immediately remove contaminated clothing and wash before reuse. Wash thoroughly after handling.

ENVIRONMENTAL HAZARDS[14b2]

This pesticide is toxic to fish and wildlife. Do not discharge into lakes, streams, ponds of public water unless in accordance with a NPDES permit. For guidance contact your Regional Office of the EPA. Do not contaminate water by cleaning of container and equipment or disposal of wastes. Apply this pesticide only as specified on this label.

DIRECTIONS FOR USE[14b3]

It is a violation of Federal law to use this product in a manner inconsistent with its labeling.

NOTE: Add SETZ Slimeicide 508 separately to the system. Do NOT mix it with other additives in order to avoid decomposition of SETZ Slimeicide 508 due to the high pH of many additive formulations.

RECIRCULATING COOLING WATER SYSTEMS[12b2]

Slimeicide 508 aids in the control of bacterial, fungal and algal slimes in evaporative condensers, heat exchange water systems, commercial and industrial cooling towers, influent systems

ACCEPTED
with COMMENTS
in EPA Letter Dated:

JUN 16 1984

Under the Federal Insecticide,
Fungicide, and Rodenticide Act
as amended, for the pesticide
registered under EPA Reg. No.

3876-95

BEST AVAILABLE COPY

PN 32

3876-95

388

such as flow-through filters and lagoons, industrial water scrubbing systems and brewery pasteurizers.

Add Slimicide 508 at any point in the system to insure uniform mixing. This product may be added to the systems either continuously or intermittently or as needed. The frequency of feeding and duration of the treatment will depend upon the severity of contamination.

Optimum performance with Slimicide 508 is attained by continuous or intermittent treatment. If "shock" treatment is used, slowdown should be discontinued for 24 to 48 hours.

BADLY FOULED SYSTEMS must be cleaned before treatment is begun.

(Directions for Use continued on third panel.)

ELCCHC-6 3401

BL Laboratories, Inc. TREVOSE, PENNSYLVANIA [Cont'd bottom 2nd panel.]

(SECOND PANEL)

Contents: LIQUID

Active Ingredient:

4,4'-Dibromo-2-nitrochlorobenzene...20.0%

Inert Ingredients*.....80.0%

Total.....100.0%

*Inert ingredients include solubilizing and dispersing agents.

EPA Reg. No. 3876-95
EPA Est. No. 46-71-1

WEIGHT PER GALLON OF PRODUCT
10.0 POUNDS (3.78)

NET WEIGHT OR VOLUME
AS MARKED ON CONTAINER


BEST AVAILABLE COPY

KEEP OUT OF REACH OF CHILDREN [12cf]

DANGER [11cf]

STATEMENT OF PRACTICAL TREATMENT [14cf]

In case of contact with skin, wash immediately with plenty of soap and water. Immediately contact physician.



PM32

3876-95

418

In case of contact with eyes, flush promptly and thoroughly with plenty of clear water for at least 15 minutes. Immediately contact physician.

In case of ingestion, induce vomiting immediately by giving two glasses of water and sticking finger down the throat. Repeat until vomit is clear. Immediately contact physician. Never give anything by mouth to an unconscious person.

A Material Safety Data Sheet containing more detailed information concerning this product is available upon request.

See left panel for additional Precautionary Statements.

19047 Telephone: 215-355-3300

(THIRD PANEL)

FOR CONTROL OF BACTERIA

Add Slicicide 508 at the rate of 0.025 to 0.1 lb (0.5 to 12 ppm) per 1000 gals of water in the system, depending upon the severity of contamination.

INTERMITTENT OR SLUG METHOD

INITIAL DOSE: when the system is noticeably fouled, add Slicicide 508 at the rate of 0.05 to 0.1 lb (5 to 12 ppm) per 1000 gals of water in the system. Repeat until control is achieved.

SUBSEQUENT DOSE: when microbial control is evident, add Slicicide 508 at the rate of 0.025 to 0.1 lb (3 to 12 ppm) per 1000 gals of water in the system every 4 days or as needed to maintain control.

BEST AVAILABLE COPY

CONTINUOUS FEED METHOD

INITIAL DOSE: when the system is noticeably fouled, add Slicicide 508 at the rate of 0.05 to 0.1 lb (5 to 12 ppm) per 1000 gals of water in the system.

SUBSEQUENT DOSE: continuously feed Slicicide 508 to maintain a dosage of 0.025 to 0.25 lb (1.5 to 6 ppm) per 1000 gals of slowdown (or water loss) from the system.

FOR THE CONTROL OF FUNGI AND ALGAE

Add Slicicide 508 at the rate of 0.7 to 1.0 lb (35 to 120 ppm) per 1000 gals of water in the system, depending upon the severity of contamination.

INTERMITTENT OR SLUG METHOD

INITIAL DOSE: when the system is noticeably fouled, add Slicicide 508 at the rate of 0.7 to 1.0 lbs (35 to 120 ppm) per 1000 gals of water in the system. Repeat until control is achieved.

3076 75
SUBSEQUENT DOSE: When algal control is evident, add Slimicide 508 at the rate of 0.3 to 1.0 lbs (36 to 120 ppm) per 1000 gals of water daily or as needed to maintain control.

CONTINUOUS FEED METHOD

INITIAL DOSE: When the system is noticeably fouled, add Slimicide 508 at the rate of 0.5 to 1.0 lb (60 to 120 ppm) per 1000 gals of water in the system. Repeat until control is achieved.

SUBSEQUENT DOSE: Continuously feed Slimicide 508 to maintain a dosage of 0.3 to 1.0 lb (36 to 120 ppm) per 1000 gals of blowdown (or water loss) from the system.

WATER-THROUGH INDUSTRIAL COOLING WATER SYSTEMS [12bf]

For controlling bacteria, fungi and algae in once-through and closed-cycle fresh and sea water cooling systems, cooling ponds, canals and lagoons, add Slimicide 508 to the system inlet water or before any other contaminated area in the system. Addition of Slimicide 508 should be made with a metering pump; it may be continuous or intermittent depending upon the severity of the contamination when treatment is begun, and the retention time in the system.

BADLY FOULED SYSTEMS must be cleaned before treatment is begun.

FOR CONTROL OF BACTERIA

Add Slimicide 508 at the rate of 0.01 to 0.1 lb (1 to 12 ppm) per 1000 gals of water based on the flow rate through the system, depending upon the severity of contamination.

INTERMITTENT METHOD

INITIAL DOSE: When the system is noticeably fouled, add Slimicide 508 at the rate of 0.05 to 0.1 lb (6 to 12 ppm) per 1000 gals of water. Minimum treatment intervals should be 15 minutes. Repeat until control is achieved.

SUBSEQUENT DOSE: When microbial control is evident, add Slimicide 508 at the rate of 0.025 to 0.1 lb (3 to 12 ppm) per 1000 gals of water intermittently as needed to maintain control.

CONTINUOUS FEED METHOD

INITIAL DOSE: When the system is noticeably fouled, add Slimicide 508 at the rate of 0.05 to 0.1 lb (6 to 12 ppm) per 1000 gals of water continuously to the system.


SUBSEQUENT DOSE: When microbial control is evident, pump a continuous feed of Slimicide 508 at the rate of 0.012 to 0.05 lb (1 to 6 ppm) per 1000 gals of water based on the flow rate through the system.

(FOURTH PAGE)

FOR CONTROL OF FUNGI AND ALGAE

Add Slimicide 508 at the rate of 0.3 to 1.0 lb (36 to 120 ppm)

BEST AVAILABLE COPY



per 1000 gals of water based on the flow rate through the system, depending upon the severity of contamination.

INTERMITTENT METHOD

INITIAL DOSE: When the system is noticeably fouled, add Slimicide 508 at the rate of 0.5 to 1.0 lb (60 to 120 ppm) per 1000 gals of water in the system. Minimum treatment interval should be 15 minutes. Repeat until control is achieved.

SUBSEQUENT DOSE: When microbial control is evident, add Slimicide 508 at the rate of 0.3 to 1.0 lb (36 to 120 ppm) per 1000 gals of water to the system daily or as needed to maintain control. The minimum treatment interval should be 15 minutes.

CONTINUOUS FEED METHOD

INITIAL DOSE: When the system is noticeably fouled, add Slimicide 508 at the rate of 0.5 to 1.0 lb (60 to 120 ppm) per 1000 gals of water in the system.

SUBSEQUENT DOSE: When microbial control is evident, pump a continuous feed of Slimicide 508 at the rate of 0.3 to 1.0 lb (36 to 120 ppm) per 1000 gals of water based on the flow rate through the system.

AIR WASHERS(12bfd)

For use only in industrial air washer systems that maintain effective mist eliminating components.

Slimicide 508 controls slime forming bacteria and fungi in industrial air washer systems. Add Slimicide 508 at the rate of 0.016 to 1.0 lb (1.9 to 120 ppm) per 1000 gals of water in the system depending upon the severity of contamination.

BADLY FOULED SYSTEMS must be cleaned before treatment is begun.

INTERMITTENT OR SLUG METHOD

INITIAL DOSE: When the system is noticeably fouled, add Slimicide 508 at the rate of 0.32 to 1.0 lb (3.2 to 120 ppm) per 1000 gals of water in the system. Repeat until control is achieved.


SUBSEQUENT DOSE: When microbial control is evident, add Slimicide 508 at the rate of 0.016 to 0.5 lb (1.9 to 60 ppm) per 1000 gals of water in the system every 2 days or as needed needed to maintain control.

CONTINUOUS FEED METHOD

INITIAL DOSE: When the system is noticeably fouled, add Slimicide 508 at the rate of 0.32 to 1.0 lb (3.2 to 120 ppm) per 1000 gals of water in the system.

SUBSEQUENT DOSE: Maintain this level by a continuous feed of Slimicide 508 at the rate of 0.016 to 0.5 lb (1.9 to 60 ppm) per 1000 gals of blowdown (or water loss) from the system.

METAL-WORKING CUTTING FLUIDS CONTAINING WATER(12bfd)



Slimicide 508 is effective in metal working fluid concentrates which have been diluted in water at ratios of 1:100 to 1:4. For controlling (or inhibiting) the growth of bacteria, fungi and yeasts that may deteriorate metal working fluids containing water, add Slimicide 508 to the fluid in the collection tank. Additions should be made with a metering pump.

INITIAL OR SLUG DOSE: When the system is noticeably fouled, add Slimicide 508 at the rate of 0.25 gal (2.65 lbs) per 1000 gals of metal working fluid in the system. Repeat until control is achieved.

SUBSEQUENT DOSE: When microbial control is evident, add Slimicide 508 at the rate of 0.1 to 0.2 gal (1.06 to 2.12 lbs) per 1000 gals of metal working fluid per day, or as needed to maintain control. Additions of Slimicide 508 can be made continuously or intermittently. Slug the system as required.

 (SIXTH PANEL)

ENHANCED OIL RECOVERY SYSTEMS [12bf]

For controlling slime-forming bacteria, sulfide-producing bacteria, yeasts and fungi in oil field water, polymer or micellar floods, water disposal systems, or other oil field water systems, add Slimicide 508 at the rate of 1 to 30 ppm (0.1 gal or 1.06 lbs to 6.4 gals or 67.8 lbs per 1000 barrels of water) depending upon the severity of contamination. Additions of Slimicide 508 should be made with a metering pump either continuously or intermittently.

Addition of Slimicide 508 may be made at the free water knockouts, before or after the injection pumps and injection well headers.



INTERMITTENT OR SLUG METHOD

When the system is noticeably fouled, or to maintain control of the system, add Slimicide 508 at the rate of 10 to 30 ppm (0.3 gal or 3.48 lbs to 6.4 gals or 67.8 lbs Slimicide 508 per 2400 barrels of water) intermittently for 4 to 8 hours per day, and from 1 to 4 times per week or as needed depending on the severity of contamination.

CONTINUOUS FEED METHOD

When the system is noticeably fouled, add Slimicide 508 at the rate of 10 to 30 ppm (0.3 gal or 3.48 lbs to 6.4 gals or 67.8 lbs per 2400 barrels of water) continuously until the desired degree of control is achieved. Subsequently, treat with Slimicide 508 at the rate of 1 to 15 ppm (0.1 gal or 1.06 lbs to 1.6 gals or 12.72 lbs per 2400 barrels of water) continuously or as needed to maintain control.

NOTE: For control of bacteria, yeast, and fungi in aqueous solutions of biopolymer used in flooding operations, add Slimicide 508 at the rate of 15 to 30 ppm (1.2 gal or 12.72 lbs to 6.4 gals or 67.8 lbs per 2400 barrels of water). Addi-



tions of Slimecide 508 should be made with a metering pump IMMEDIATELY after preparation of the aqueous biopolymer solution to prevent loss of viscosity.

STORAGE AND DISPOSAL[12bf]

STORAGE: Keep container tightly closed. Protect from freezing. Store in a dry place. Do not store at elevated temperatures.

DISPOSAL: Do not contaminate water, food or feed by storage or disposal.

Pesticide wastes are acutely hazardous and/or toxic. Improper disposal of excess pesticide, spray mixture, or rinsate is a violation of Federal law. If these wastes cannot be disposed of by use according to label instructions, contact your State Pesticide or Environmental Control Agency or the hazardous waste representative at the nearest EPA Regional Office for guidance.

Metal and Plastic Containers[12bf]: Triple rinse (or equivalent). If a offer for recycling or reconditioning, or puncture and dispose of in a sanitary landfill, or incinerate or burn, if allowed by state and local authorities. If burned, stay out of smoke.

Fiber Drums with Liners[12bf]: Completely empty liner by shaking and tapping sides and bottom to loosen clinging particles. Empty residue into application equipment. Then dispose of liner and drum in a sanitary landfill or incinerate if allowed by state and local authorities. Do not reuse empty drum or liner.

FOR INDUSTRIAL USE ONLY. Technical advice regarding specific site problems is available from EPIZ.

