

3573-77

6/12/2013

1/14



UNITED STATES ENVIRONMENTAL PROTECTION AGENCY
WASHINGTON, D.C. 20460

June 12, 2013

Marc J. Van Rafelghem, PhD
Regulatory Affairs Manager
Procter & Gamble Company
5299 Spring Grove Ave
Cincinnati, OH 44217-1025

OFFICE OF CHEMICAL SAFETY
AND POLLUTION PREVENTION

Subject: CSP-3002-3
EPA Reg.#: 3573-77
Notification Date: May 15, 2013
Receipt Date: May 17, 2013

Dear Dr. Rafelghem:

This acknowledges the receipt of your notification, submitted under the provision of PR Notice 98-10 and FIFRA section 3(c)9.

Proposed Notification:

Add cleaning directions before disinfection against *Clostridium difficile* spores (p.9) and correction of a typo "pn-eumonia" (p.8) for "3 Inch Tabs" product label (EPA Reg# 67262-33). Original proposed label dated 5/15/2013 (pin punch 05/17/13).

General Comment:

Based on the review of the material submitted, these minor labeling changes are **acceptable**. This notification and this letter have been inserted in your file for future reference.

Please submit three (3) copies of your final printed label before distributing or selling the product bearing the revised label/labeling noted above.

If you have further question on this letter, please contact David Liem at 703-305-1284 or by email at liem.david@epa.gov.

Sincerely

A handwritten signature in black ink that reads "Michael Mendelsohn".

Michael Mendelsohn
Acting Product Manager (32)
Regulatory Management Branch II
Antimicrobials Division (7510P)



The Procter & Gamble Company
Fabric & Home Care – Global Product Stewardship
Fabric & Home Care Innovation Center
5299 Spring Grove Avenue
Cincinnati, OH 45217-1025
www.pg.com

May 15, 2013

Document Processing Desk (NOTIF)
Antimicrobial Division (7504P)
U. S. Environmental Protection Agency
Room S-4900, One Potomac Yard
2777 South Crystal Drive
Arlington, VA 22202-4501
Attn: Ms. Monisha Harris (PM# 32)

**Subject: CSP-3002-3 (EPA Reg. No. 3573-77)
Notification of Label Change per PR Notice 98-10**

Dear Ms. Harris:

Per PR Notice 98-10, The Procter & Gamble Company is submitting the following notification for the addition of instructions to cleaning prior to use of the product for disinfection against *Clostridium difficile* spores on page 9 of the subject Master Label, as requested by California DPR. While the "Special instructions for cleaning prior to disinfection against *Clostridium difficile* spores" are already included on page 2 of the current EPA approved Master Label (dated 02-09-2013), California DPR has requested that additional language be added to page 9 of the Label to further clarify that a 2-step process is needed for disinfection against *Clostridium difficile* spores.

Additionally, we are also correcting a typographical error in an organism name on page 8 of the Master Label. A 'hyphen' was inadvertently inserted in the organism name "*Klebsiella pneumoniae* NDM-1 positive", appearing near the bottom of this page. We are making a correction to remove this extraneous 'hyphen'.

Furthermore, California DPR has requested that we obtain and submit to them a stamped approved label incorporating these changes by September 27, 2013.

ENCLOSURES

In support of this notification, the following materials are enclosed:

1. Application for Pesticide Registration (EPA Form 8570-1) containing the required certification statement, to accompany a notification per PR Notice 98-10
2. Two (2) copies of the revised Master Label, dated 05-15-2013, with changes incorporated
3. One (1) copy of the revised Master Label, with changes in redline marking

Thank you for your assistance in the processing of this Notification. It is the request of The Procter & Gamble Company that the Agency provide its decision electronically to vanrafelghem.mj@pg.com. If you have any questions concerning the enclosed materials, please contact me at (513) 627-7375 or vanrafelghem.mj@pg.com.

Sincerely,

Marc J. Van Rafelghem, PhD
Regulatory Affairs Manager
Global Product Stewardship
The Procter & Gamble Company
enclosures

FRONT Panel

Active Ingredient: Sodium Hypochlorite.....1.45%
Other Ingredients:.....98.55%
Total:.....100.00%

KEEP OUT OF REACH OF CHILDREN
CAUTION: EYE AND SKIN IRRITANT. See backside panel for other precautions.


Net Weight Statement

- Optional:**
- Ready-to-Use
- Refill
- For Automatic Dilution
- Concentrate
- 5X Concentrate
- Disinfectant
- Hospital Use\Level Disinfectant
- Bactericide\Bactericidal
- Virucide*Virucidal*
- Germicide\Germicidal
- Sanitizer
- Deodorizer
- Institutional
- Foodservice
- Commercial
- Disinfects
- Disinfecting
- Not for Retail Sale

P&G ProLine™ logo\ Procter & Gamble Professional™ logo

Must appear in a smaller type size (such as ½ the size of the product name or smaller) and different font and/or color from that of the product brand name AND is not located in close proximity to the product brand name (for example, on the back panel or at the bottom of the front panel if the product name is at the center or top of the front panel).

NOTIFICATION
 Date Reviewed: 6/12/2013
 Reviewed By: DSL



Note: Bold, italicized text is for reader clarity only. Bracketed [] text denotes optional text. Backslash \ denotes alternate text.

BACK\SIDE Panel

DIRECTIONS FOR [HOUSEHOLD] [INSTITUTIONAL] [COMMERCIAL] USE: It is a violation of Federal law to use this product in a manner inconsistent with its labeling. **Gallon size:** Refill [into] properly labeled spray bottle[s]. \Refill [only] properly labeled [Product name] [Cleaner with Bleach] spray bottle[s]. \Refill only [Product name] Cleaner with Bleach spray bottle[s].

Use the following usage instructions for concentrate

CONCENTRATED PRODUCT – DILUTE BEFORE USING [(1 gallon makes 5 gallons of diluted\disinfecting\sanitizing product and 10 gallons of cleaning\deodorizing product)]

Closed chemical container: ATTACHING THIS PRODUCT TO THE [P&G] [AUTOMATIC] DILUTION CENTER: Remove the [white] shipping cap.

Closed chemical container: DO NOT REMOVE [WHITE] PLUG FROM BOTTLE THROAT! Screw on [white] dispensing cap from dilution center tube. Push down while twisting.

PREPARING \MANUAL PREPARATION OF CLEANING \[DEODORIZING] SOLUTION: Mix 1 part [of this] product\concentrate per 9 parts water into a [Product Name] [Cleaner with Bleach] spray bottle [using the dilution center]. \Mix this product\concentrate with water using the [P&G] [AUTOMATIC] dilution center.

PREPARING \MANUAL PREPARATION OF DISINFECTING \[SANITIZING] SOLUTION: Mix 1 part [of this] product\concentrate per 4 parts water into a [Product Name] [Cleaner with Bleach] spray bottle [using the dilution center]. \Mix this product\concentrate with water using the [P&G] [AUTOMATIC] dilution center.

KILLS HIV-1 (AIDS VIRUS) ON PRECLEANED ENVIRONMENTAL SURFACES\OBJECTS

PREVIOUSLY SOILED WITH BLOOD\BODY FLUIDS, in health care settings in which there is an expected likelihood of soiling of inanimate surfaces\objects with blood or body fluids, and in which the surfaces\objects likely to be soiled with blood or body fluids can be associated with the potential for transmission of human immunodeficiency virus Type 1(HIV-1) (associated with AIDS).

SPECIAL INSTRUCTIONS FOR CLEANING AND DECONTAMINATION AGAINST HIV-1 ON SURFACES\OBJECTS SOILED WITH BLOOD\BODY FLUIDS.

PERSONAL PROTECTION: When handling items soiled with blood or body fluids, use disposable latex gloves, gowns, masks and eye protection.

CLEANING PROCEDURE: Blood and other body fluids containing HIV must be thoroughly cleaned from surfaces and objects before application of this product.

CONTACT TIME: Thoroughly wet surfaces with disinfecting solution for 5 minutes, then rinse or wipe clean. Please consult the usage directions to determine the appropriate contact times for other organisms.

DISPOSAL OF INFECTIOUS MATERIAL: Blood, body fluids, cleaning materials and clothing must be autoclaved and disposed of according to local regulations for infectious waste disposal.

Special instructions for cleaning prior to disinfection against Clostridium difficile spores:

Personal Protection: Wear appropriate barrier protection such as gloves, gowns, masks and eye protection.

Cleaning Procedure: Fecal matter/waste must be thoroughly cleaned from surfaces\objects before disinfection by application with product. Cleaning is to include vigorous wiping and/or scrubbing until all visible soil is removed. Special attention is needed for high touch surfaces. Surfaces in patient rooms are to be cleaned in an appropriate manner such as from right to left or left to right on horizontal surfaces and top to bottom on vertical surfaces to minimize spreading of the spores. Restrooms are to be cleaned last. Do not use soiled cloths.

Infectious Material Disposal: Materials used in the cleaning process that may contain feces/wastes are to be disposed of immediately in accordance with local regulations for infectious material disposal.

Disinfection: Thoroughly wet surfaces with undiluted\ready-to-use disinfection solution for 10 minutes using a clean mop, cloth, or sponge, then rinse or wipe clean.

Note: Bold, italicized text is for reader clarity only. Bracketed [] text denotes optional text. Backslash \ denotes alternate text.

5/14

GENERAL CLEANING [DIRECTIONS]: Apply to hard, non-porous surfaces. Spray\Pour\spray directly onto surface [or] [damp sponge] [cloth] [paper towel] [towel]. Rinse or wipe clean. For tough stains or soil, let soak\stand [1 minute\60 seconds].\For tougher soils, allow to soak. [**FLOORS:** Add 250 ml\1 cup [concentrate\product] per 3.78 L\1 gallon warm water. Mop and rinse.]


GENERAL DEODORIZING [DIRECTIONS]: Apply to hard, non-porous surfaces. Spray\Pour\spray directly onto surface [or] [damp sponge] [cloth] [paper towel] [towel]. Rinse or wipe clean. For tough odors, let soak\stand [1 minute\60 seconds].\For tougher odors, allow to soak. [**FLOORS:** Add 250 ml\1 cup [concentrate\product] per 3.78 L\1 gallon warm water. Mop and rinse.]

POULTRY FARM DISINFECTION [DIRECTIONS]: Remove all poultry and feeds from premises, trucks, coops, and crates. Remove all litter and droppings from floors, walls and surfaces of facilities occupied or traversed by poultry. Empty all troughs, racks, and other feeding and watering appliances. Thoroughly clean all surfaces with soap or detergent and rinse with water. Saturate surfaces with the disinfecting solutions for a period of 10 minutes. Ventilate buildings, coops, and other closed spaces. Do not house poultry or employ equipment until treatment has been absorbed, set, or dried. Thoroughly scrub treated feed racks, troughs, automatic feeders, fountains, and waterers with soap or detergent, and rinse with potable water before reuse.

DAIRY FARM DISINFECTION [DIRECTIONS]: Do not use in milking stalls, milking parlors, or milk houses (for phenolics, cresylic acid, and pine oils). Remove all animals and feed from premises, vehicles, and enclosures. Remove all litter and manure from floors, walls and surfaces of barns, pens, stalls, chutes, and other facilities and fixtures occupied or traversed by animals. Empty all troughs, racks, and other feeding and watering appliances. Thoroughly clean all surfaces with soap or detergent and rinse with water. Saturate all surfaces with the disinfecting solution for a period of 10 minutes. Immerse all halters, ropes, and other types of equipment used in handling and restraining animals, as well as forks, shovels, and scrapers used for removing litter and manure. Ventilate buildings, cars, boats, and other closed spaces. Do not house livestock or employ equipment until treatment has been absorbed, set, or dried. Thoroughly scrub all treated feed racks, mangers, troughs, automatic feeders, fountains, and waterers with soap or detergent, and rinse with potable water before reuse.

(Note to reviewer: For labels that list medical environments, hospitals, nursing homes, medical and dental offices and clinics, operation rooms, isolation wards, patient chairs, examination chairs and wheelchairs, the following statement must be used:)

This product is not to be used as a terminal sterilant/high level disinfectant on any surface or instrument that (1) is introduced directly into the human body, either into or in contact with the bloodstream or normally sterile areas of the body, or (2) contacts intact mucous membranes but which does not ordinarily penetrate the blood barrier or otherwise enter normally sterile areas of the body. This product may be used to preclean or decontaminate critical or semi-critical medical devices prior to sterilization or high level disinfection.



PRECAUTIONARY STATEMENTS: Hazards to Humans and Domestic Animals

CAUTION: Harmful if absorbed through the skin. Causes moderate eye irritation. Do not get in eyes on skin or clothing. Avoid breathing vapor or spray mist. Wear protective eyewear when using this product. Wash thoroughly with soap and water after handling and before eating, drinking, chewing gum, using tobacco or using the toilet. Not recommended for use by persons with heart conditions or chronic respiratory problems such as asthma, emphysema or obstructive lung disease. For sensitive skin or prolonged use, wear gloves. Remove contaminated clothing and wash clothing before use.

FIRST AID: **If on skin or clothing,** take off contaminated clothing. Rinse skin immediately with plenty of water for 15 -20 minutes. **If in eyes,** hold eye open and rinse slowly and gently with water for 15-20 minutes. Remove contact lenses, if present, after the first 5 minutes, then continue rinsing the eye. **If inhaled,** get to fresh air immediately. Contact a poison control center or doctor for treatment advice. Have the product container or label with you when calling the poison control center or doctor, or going for treatment.

PHYSICAL AND CHEMICAL HAZARDS: Contains Bleach. Do not mix with other products, especially toilet bowl cleaners or products that contain ammonia as hazardous vapors/fumes may result. Avoid contact with clothes, fabric, carpet, wood, rubber, painted or paper surfaces, as they will discolor. Rinse immediately after use on metal, old glazed porcelain, or worn countertops to avoid discoloration or pitting.

STORAGE AND DISPOSAL

Do not contaminate water, food, or feed by storage and disposal.


STORAGE: Store in a cool, dry area away from direct sunlight and heat to avoid deterioration. In case of spill, flood area with large quantities of water.

PESTICIDE DISPOSAL: Products or rinsates that cannot be used must be diluted with water before disposal in a sanitary sewer.

CONTAINER DISPOSAL: Nonrefillable container. Do not reuse or refill this container [except as described in the directions for use]. Triple rinse as follows: Empty the remaining contents into application equipment or a mix tank and drain for 10 seconds after the flow begins to drip. Fill the container 1/4 full with water and recap. Shake for 10 seconds. Discard rinsate in accordance with Pesticide Disposal instructions. Repeat this procedure two more times. Then, offer for recycling or puncture and dispose of in sanitary landfill.

[Refill:

- Refill [32 oz] sprayer size from [this convenient] container.
- Use only in [product name] spray bottle.
- Only refill [convenient] sprayer with [product name] [this product].
- [Only] refill sprayer with [x oz.][only].
- [Do not dilute].



Contains No Phosphate

UPC Code
Kosher Symbol

Note: Bold, italicized text is for reader clarity only. Bracketed [] text denotes optional text. Backslash \ denotes alternate text.

7114

CSP-3002-3 [Master Label]
EPA Registration Number 3573-77

02-09-201305-15-2013
Page: 5 of 12

™

®

©


[1-800-332-7787] or [X-XXX-XXX-XXXX]
[pgbrands.com] [or appropriate website]

Questions? MSDS?

MADE IN USA by PROCTER & GAMBLE Cincinnati, OH 45202-3393. [or Distributed\Distr.by PROCTER & GAMBLE Cincinnati, OH 45202-3393.]

Note: Information added in [brackets] may be used when product is made by a contract manufacturer for Procter & Gamble.

EPA Reg. No. 3573-77
EPA Est. No. 52379-MI-002




Note: Bold, italicized text is for reader clarity only. Bracketed [] text denotes optional text. Backslash \ denotes alternate text.

SANITIZING

TO [CLEAN AND] SANITIZE hard, non-porous surfaces: Clean surfaces prior to sanitizing heavily soiled areas. For heavily soiled areas, clean before sanitizing following sanitizing directions. Thoroughly wet hard, non-porous surfaces [with [sanitizing] solution] for 1 minute\60 seconds, then rinse or wipe clean. Spray product on surface and let stand 1 minute\60 seconds [before wiping]. **TOILETS BOWLS [AND URINALS]:** Empty water from the toilet bowl [or urinal]. [Hold 6-8" from surface.] Spray [covering] exposed surfaces. Brush thoroughly over surfaces and under the rim to completely wet surfaces, let stand for 1 minute\60 seconds, then flush. **Spray and refill containers only:** [For sanitizing and light\daily [duty] [soil] cleaning, dilute 1 part concentrate\product to 4 parts water.]

- Sanitizer
- Antibacterial Cleaner
- Cleaner\Sanitizer
- Sanitizing Cleaner
- Cleans and sanitizes
- Sanitizes non-food contact surfaces
- Leaves surfaces [clean and] sanitized
- Sanitizes in 60 seconds

- Kills\Eliminates\Destroys\Removes [and prevents the spread of] 99%\99.9% Staphylococcus aureus \ Staphylococcus aureus (ATCC 6538) on treated surfaces and **(For products that require dilution only:)** when diluted 1 part product to 4 parts water (171 ppm hard water\10 gpg water hardness) [and 5% fetal bovine serum] [according to the AOAC Use-Dilution test.]
- Kills\Eliminates\Destroys\Removes 99%\99.9% of bacteria\germs **(For products that require dilution only:)** when diluted 1 part product to 4 parts water (171 ppm hard water\10 gpg water hardness) [and 5% fetal bovine serum] [according to the AOAC Use-Dilution test.]
- Cleans and kills\eliminates\destroys\removes [99%\99.9%] of bacteria\germs [in 60 seconds\ 1 minute] **(For products that require dilution only:)** when diluted 1 part product to 4 parts water (171 ppm hard water\10 gpg water hardness) [and 5% fetal bovine serum] [according to the AOAC Use-Dilution test.]



Note: Bold, italicized text is for reader clarity only. Bracketed [] text denotes optional text. Backslash \ denotes alternate text.

5 MINUTE DISINFECTION

TO [CLEAN AND] DISINFECT hard, non-porous surfaces:

Clean surfaces prior to disinfecting heavily soiled areas. For heavily soiled areas, clean before disinfecting following disinfecting directions. Thoroughly wet hard, non-porous surfaces [with [disinfecting] solution] for 5 minutes, then rinse or wipe clean. Spray product on surface and let stand 5 minutes [before wiping]. **TOILETS BOWLS [AND URINALS]:** Empty water from the toilet bowl [or urinal]. [Hold 6-8" from surface.] Spray [covering] exposed surfaces. Brush thoroughly over surfaces and under the rim to completely wet surfaces, let stand for 5 minutes, then flush. [For disinfecting and light daily [duty] [soil] cleaning, dilute 1 part concentrate product to 4 parts water.]

- Cleans and disinfects
- Disinfects as it cleans
- Cleaner and disinfectant
- Disinfects
- Disinfects non-food contact surfaces
- Disinfects and deodorizes
- Cleans and disinfects [outside of] appliances
- Combines cleaning, disinfecting and stain removal in one product
- Disinfecting bleach cleaner
- Disinfectant
- Hospital Use Level Disinfectant Bactericide Bactericidal
- Virucide Virucidal*
- Germicide Germicidal

This product is a hospital use level disinfectant that kills eliminates destroys removes a broad wide range spectrum of germs [and viruses*]: [Kills eliminates destroys removes and prevents the spread of] [Cleans and kills eliminates destroys removes] **list of and/or options:**

- Salmonella enterica \ Salmonella enterica (ATCC 10708)
- Staphylococcus aureus \ Staphylococcus aureus (ATCC 6538)
- Pseudomonas aeruginosa \ Pseudomonas aeruginosa (ATCC 15442)
- Salmonella typhimurium \ Salmonella typhimurium (ATCC 23564)
- Staphylococcus aureus – MRSA \ Methicillin Resistant Staphylococcus aureus \ Staphylococcus aureus – MRSA (ATCC 33592)
- Escherichia coli O157:H7 \ E. coli O157:H7 \ Pathogenic E coli \ E. coli O157:H7 (ATCC 35150)
- *Hepatitis A virus
- *Human Immunodeficiency Virus type I \ *HIV-1
- Shigella dysenteriae \ Shigella dysenteriae (ATCC 11835)

(For products that require dilution only:) when diluted 1 part product to 4 parts water (171 ppm hard water 10 gpg water hardness) [and 5% fetal bovine serum] [according to the AOAC Use-Dilution test.]

(For products that are Ready-to-Use only:) [in the presence of a 5% fetal bovine serum.]

- *Avian Influenza A [virus] \ *Avian Influenza A (H3N2) [virus] \ *Avian Influenza A [virus] (ATCC VR-2072)

10 MINUTE DISINFECTION

TO [CLEAN AND] DISINFECT hard, non-porous surfaces: Clean surfaces prior to disinfecting heavily soiled areas. For heavily soiled areas, clean before disinfecting following disinfecting directions. Thoroughly wet hard, non-porous surfaces [with [disinfecting] solution] for 10 minutes, then rinse or wipe clean. Spray product on surface and let stand 10 minutes [before wiping]. **TOILETS BOWLS [AND URINALS]:** Empty water from the toilet bowl [or urinal]. [Hold 6-8" from surface.] Spray [covering] exposed surfaces. Brush thoroughly over surfaces and under the rim to completely wet surfaces, let stand for 10 minutes, then flush. [For disinfecting and light/daily [duty] [soil] cleaning, dilute 1 part concentrate/product to 4 parts water.]

This product is a hospital use level disinfectant that kills/eliminates/destroys/removes a broad/wide range/spectrum of germs [and viruses*]; [Kills/eliminates/destroys/removes and prevents the spread of] [Cleans and kills/eliminates/destroys/removes] **list of and/or options:**

- *Feline calicivirus
- *Norovirus \ *Norovirus (Feline calicivirus as surrogate)
- Listeria monocytogenes \ Listeria monocytogenes (ATCC 19111)
- *2009-H1N1 Influenza A virus (Novel H1N1) \ *2009-H1N1 Influenza A virus
- Acinetobacter baumannii \ Acinetobacter baumannii (ATCC 19606)
- *Avian Influenza A [virus] \ *Avian Influenza A (H5N1) [virus]
- *Bovine Viral Diarrhea virus
- Campylobacter jejuni \ Campylobacter jejuni (ATCC 29428)
- *Duck Hepatitis B virus
- *Human Hepatitis B virus (Duck Hepatitis B virus surrogate) \ *Human Hepatitis B virus (Duck Hepatitis B virus) \ *Hepatitis B virus (Duck Hepatitis B virus surrogate) \ *Hepatitis B virus (Duck Hepatitis B virus) \ *Human Hepatitis B virus \ *Hepatitis B virus
- *Human Hepatitis C virus (Bovine Viral Diarrhea virus surrogate) \ *Human Hepatitis C Virus (Bovine Viral Diarrhea virus) \ *Hepatitis C Virus (Bovine Viral Diarrhea virus surrogate) \ *Hepatitis C Virus (Bovine Viral Diarrhea virus) \ *Human Hepatitis C virus \ *Hepatitis C virus
- Klebsiella pneumoniae \ Klebsiella pneumoniae (ATCC 4352)
- *Poliovirus type 1 \ *Poliovirus type 1 (ATCC VR-1562)
- *Rotavirus
- Staphylococcus aureus – CA MRSA \ Community Associated Methicillin Resistant Staphylococcus aureus- CA MRSA, PVL Positive \ Community Associated Methicillin Resistant Staphylococcus aureus \ Community Associated MRSA \ Community Associated Methicillin Resistant Staphylococcus aureus- CA MRSA, PVL Positive (NARSA # NRS 192)
- Streptococcus pyogenes
- Vancomycin Resistant Enterococcus faecalis – VRE \ Enterococcus faecalis (Vancomycin Resistant) \ Enterococcus faecalis (VRE/VR) \ Vancomycin Resistant Enterococcus faecalis – VRE (ATCC 51575)
- Klebsiella pneumoniae NDM-1 positive \ Klebsiella pneumoniae NDM-1 positive (CDC 1000527)
- Enterobacter cloacae NDM-1 positive \ Enterobacter cloacae

- Cleans and disinfects
- Disinfects as it cleans
- Cleaner and disinfectant
- Disinfects
- Disinfects non-food contact surfaces
- Disinfects and deodorizes
- Cleans and disinfects [outside of] appliances
- Combines cleaning, disinfecting and stain removal in one product
- Disinfecting bleach cleaner
- Disinfectant
- Hospital Use Level Disinfectant Bactericide/Bactericidal
- Virucide/Virucidal*
- Germicide/Germicidal
- *Respiratory illnesses attributable to Pandemic 2009 H1N1 are caused by influenza A virus. This product (Product Name) is a broad-spectrum hard surface disinfectant that has been shown to be effective against (influenza A virus tested and listed on the label) and is expected to inactivate all influenza A viruses including Pandemic 2009 H1N1 (formerly called swine flu).
- *This product has demonstrated effectiveness against influenza A virus and is expected to inactivate all influenza A viruses including Pandemic 2009 H1N1 (formerly called swine flu).
- *This product has demonstrated effectiveness against (influenza A virus tested and listed on the label) and is expected to inactivate all influenza A viruses including Pandemic 2009 H1N1 (formerly called swine flu).
- *Kills Pandemic 2009 H1N1 influenza A virus (formerly called swine flu).
- *Kills Pandemic 2009 H1N1

Note: Bold, italicized text is for reader clarity only. Bracketed [] text denotes optional text. Backslash \ denotes alternate text.

<p>NDM-1 positive (CDC 1000654)</p> <ul style="list-style-type: none"> Escherichia coli NDM-1 positive \ Escherichia coli NDM-1 positive (CDC 1001728) <p>(For products that require dilution only:) when diluted 1 part product to 4 parts water (171 ppm hard water\10 gpg water hardness) [and 5% fetal bovine serum] [according to the AOAC Use-Dilution test.]</p>	<p>influenza A virus.</p>
<p>TO CLEAN AND DISINFECT against <i>Clostridium difficile</i> spores on hard, non-porous surfaces: Clean[†] surfaces prior to disinfecting.\ Clean[†] before disinfecting \ following disinfecting directions. Thoroughly wet hard, non-porous surfaces [with [disinfecting] solution] for 10 minutes, then rinse or wipe clean.\ Spray product on surface and let stand 10 minutes [before wiping].</p> <p>[†]See Special instructions for cleaning prior to disinfection against <i>Clostridium difficile</i> spores</p> <p>This product is a hospital use\level disinfectant that kills\eliminates\ destroys\removes:</p> <p>(For products that are Ready-to-Use only:)</p> <ul style="list-style-type: none"> <i>Clostridium difficile</i> \ <i>Clostridium difficile</i> – spore form (ATCC 43598) 	


GENERAL CLAIMS	
<ul style="list-style-type: none"> Institutional [Size] Institutional use Commercial Not harmful to\will not harm septic systems Suitable for septic systems [and] [wastewater systems] [and] [treatment plants] Contains sodium hypochlorite plus a cleaner Multi-purpose\Multi-use\Multi-surface\toilet bowl cleaner [with bleach] Developed\Formulated\Designed for [foodservice] [and] [hospital] [and] [restroom] use This product\Product name complies with consumer volatile organic compound (VOC)\VOC laws 	<ul style="list-style-type: none"> A clean you can trust Fresh\pleasant scent <p>Closed chemical container only:</p> <ul style="list-style-type: none"> Tamper proof bottle Bottle\Sealed bottle\Container\Closed chemical system designed for employee safety Bottle\Sealed bottle\Container\Closed chemical system designed to prevent spills and accidental concentrate\product exposure. <p>Concentrate:</p> <ul style="list-style-type: none"> Concentrate 5X Concentrate <p>Spray container only:</p> <ul style="list-style-type: none"> For Household Use

Note: Bold, italicized text is for reader clarity only. Bracketed [] text denotes optional text. Backslash \ denotes alternate text.

CLEANING, DEODORIZING & STAIN REMOVAL

- Cuts through tough food stains and greasy soils on sinks, counters, stove tops, food carts, appliances\appliance exteriors, and floors.
- Removes\Cleans\Eliminates soils, mildew stains, mold stains, soap scum and hard water stains from sinks, toilets, bathtubs, showers, shower stalls, and floors.
- Dissolves\Cleans\Cuts through tough [greasy soils] [and] [soap scum] [and] [hard water stains].
- Removes\Cleans\Eliminates\Bleaches tough [stains] [food stains] [and] [mildew stains] [and] [soap scum] [and] [hard water stains] [and] [greasy soils].
- Cleans [and] [shines] [and] disinfects [and] [deodorizes] [washable] [kitchen] [and] [restroom\ bathroom] [surfaces] [and] [fixtures].
- Helps clean tough soils & bleaches stains without scrubbing
- Kitchen – cuts through tough grease and bleaches troublesome food stains.
- Restrooms – great all-around restroom cleaner makes employee tasks simple, cutting through soap scum and hard water stains
- Powerful restroom & multi-surface cleaner
- Supercharges your cleaning with bleach
- Designed to help improve cleaning productivity
- Saves time – little to no scrubbing needed!

- Deodorizer
- Deodorizes
- Freshens
- Freshens\Deodorizes as you clean.
- Removes\Eliminates stains on contact.
- Cleans dirt and stains.
- Cleans and removes\eliminates tough dirt and stains.
- Whitens [and removes stains and greasy dirt.]
- Brightens
- Non-abrasive [formula]
- Non-abrasive [formula] won't scratch surfaces.
- Rinses away easily.
- Cleans with bleach
- Contains a powerful cleaner plus bleach
- Eliminates\Removes odors caused by bacteria\germs.
- Disinfects and deodorizes by killing germs [and controlling odors].
- Cuts grime
- A clean you can trust.
- As simple as 1-2-3
- Attacks and bleaches mold and mildew stains with little or no scrubbing.
- Makes employee tasks\job\life simple\easy
- Powers away tough stains [and] [soap scum] [and] [hard water stains] [and] [greasy soils] and disinfects.
- Eliminates the need for multiple cleaners
- Bleaches and eliminates mold & mildew stains without scrubbing.
- Fewer products – broad range of applications



Note: Bold, italicized text is for reader clarity only. Bracketed [] text denotes optional text. Backslash \ denotes alternate text.

WHERE TO USE	
<p>This product may be used in <i>(list of and/or options)</i></p> <ul style="list-style-type: none"> • foodservice establishments • restaurants • bars • cafeterias • [institutional] kitchens • fast food operations • food storage areas • medical environments • hospitals • nursing homes • medical and dental offices and clinics • operation rooms • isolation wards • medical research centers • ambulance • schools • colleges • dormitories • classrooms • athletic facilities • gymnasiums • locker rooms • day care centers • nurseries • retail establishments • wholesale establishments • supermarkets • convenience stores • dressing rooms • laundries • laundromats • crime scenes • funeral homes • office buildings • hotels • motels • factories 	<ul style="list-style-type: none"> • laboratories • recreational facilities • campgrounds • playgrounds • health clubs • household areas • kitchens • bathrooms\restrooms • basements • household garages • automotive garages • boats • ships • campers • RVs • trailers • mobile homes • cars • buses • trains • taxis • transportation terminals • food processing plants • dairy farms • poultry farms • turkey farms • egg processing plants • veterinary clinics • animal life science laboratories • kennels • breeding and grooming establishments • pet\animal quarters • zoos • pet shops • churches • manufacturing facilities • military installations • blood banks

Note: Bold, italicized text is for reader clarity only. Bracketed [] text denotes optional text. Backslash \ denotes alternate text.

TASK AREAS	
Task areas: <ul style="list-style-type: none"> • Restroom surfaces • Kitchen surfaces • Glazed Porcelain • Plexiglas • Stainless Steel • Floors [no wax] [and/or] [washable] • Glazed Ceramic Tile • Linoleum • Resilient flooring • Sealed [Synthetic] [Cultured] marble • [Outside] of appliances [such as] [refrigerators] [microwaves] [freezers] • Salad bar sneeze guard[s] • Outdoor furniture excluding cushions and other porous surfaces • Wading pool[s] • Telephone[s] • Pet dishes • Pet soiled surface[s] • Patient chair[s] • Examination table[s] 	<ul style="list-style-type: none"> • Toilets • Urinals • Countertops • Sinks • Showers\Tubs • Appliances • Laminated surface[s] • Sealed granite • Baked enamel • Diaper pails • Diaper changing tables • [High] chairs • Table top[s] • Dish rack[s] • Dish pail[s] • Bed frame[s] • Door knob[s] • [Baby] [Children's] Toys • Lamp[s] • Desk[s] • Wheelchair[s]

Picture Icons

Bathroom Surfaces	Kitchen Surfaces	Kitchen Appliances	Floor Surfaces
-------------------	------------------	--------------------	----------------

