

3573-77

05/25/2010

1/19

UNITED STATES ENVIRONMENTAL PROTECTION AGENCY  
WASHINGTON, D.C. 20460



Office of Pesticide Programs

MAY 25 2010

Mary Joy Stuart  
Regulatory Manager  
The Proctor & Gamble Company  
5299 Spring Grove Avenue  
Cincinnati, OH 45217

**FILE COPY**

Subject: CSP-3002-3  
EPA Reg. No. 3573-77  
Application Dated: April 28, 2010  
Receipt Date: May 3, 2010

Dear Ms. Stuart:

The following notification submitted in connection with registration under the provisions of PR Notice 98-10, Federal Insecticide, Fungicide, and Rodenticide Act (FIFRA) section 3(c)9 is acceptable.

**Proposed Notification:**

- Correction of typographical error
- Switch headings 'Poultry Farm and Disinfection' and 'Dairy Farm Disinfection'
- Add asterisks to virucidal claims

**Comments:**

Based on a review of the material submitted, the following comments apply:

This application for notification to revise the label, as referenced above, is acceptable. A copy has been placed in our records for future reference.

Should you have any questions or comments concerning this letter, please contact me at [Henson.Wanda@epa.gov](mailto:Henson.Wanda@epa.gov) or call (703) 308-6345.

Sincerely,

Wanda Henson  
Acting Product Manager (32)  
Regulatory Management Branch II  
Antimicrobials Division (7510P)



United States  
Environmental Protection Agency  
Washington, DC 20460

<input type="checkbox"/>	Registration
<input type="checkbox"/>	Amendment
<input checked="" type="checkbox"/>	Other

OPP Identifier Number

### Application for Pesticide - Section I

1. Company/Product Number 3573-77	2. EPA Product Manager Wanda Henson	3. Proposed Classification <input checked="" type="checkbox"/> None <input type="checkbox"/> Restricted
4. Company/Product (Name) CSP-3002-3	PM# 32	
5. Name and Address of Applicant (Include ZIP Code) Mary Joy Stuart The Procter & Gamble Company 5299 Spring Grove Ave., Cincinnati, OH 45217 <input type="checkbox"/> Check if this is a new address	6. Expedited Review. In accordance with FIFRA Section 3(c)(3)(b)(i), my product is similar or identical in composition and labeling to: EPA Reg. No. _____ Product Name _____	

### Section - II

<input type="checkbox"/> Amendment - Explain below.	<input type="checkbox"/> Final printed labels in response to Agency letter dated _____
<input type="checkbox"/> Resubmission in response to Agency letter dated _____	<input type="checkbox"/> "Me Too" Application.
<input checked="" type="checkbox"/> Notification - Explain below.	<input type="checkbox"/> Other - Explain below.

### Explanation: Use additional page(s) if necessary. (For section I and Section II.)

Notification to correct typographic errors and add asterisks. This notification is consistent with the provisions of PR Notice 98-10 and EPA regulations at 40 CFR 152.46, and no other changes have been made to the labeling or the confidential statement of formula of this product. I understand that it is a violation of 18 U.S.C. Sec. 1001 to willfully make any false statement to EPA. I further understand that if this notification is not consistent with the terms of PR Notice 95-2 and 40 CFR 152.46, this product may be in violation of FIFRA and I may be subject to enforcement action and penalties under sections 12 and 14 of FIFRA.

### Section - III

1. Material This Product Will Be Packaged In:				2. Type of Container	
Child-Resistant Packaging <input type="checkbox"/> Yes <input checked="" type="checkbox"/> No	Unit Packaging <input checked="" type="checkbox"/> Yes <input type="checkbox"/> No	Water Soluble Packaging <input type="checkbox"/> Yes <input checked="" type="checkbox"/> No	<input type="checkbox"/> Metal <input checked="" type="checkbox"/> Plastic <input type="checkbox"/> Glass <input type="checkbox"/> Paper <input type="checkbox"/> Other (Specify) _____		
* Certification must be submitted		If "Yes" Unit Packaging wgt. 16,32, 24 lbs.	No. per container 3 - 4	If "Yes" Package wgt	No. per container
3. Location of Net Contents Information <input checked="" type="checkbox"/> Label <input type="checkbox"/> Container		4. Size(s) Retail Container 6, 17, 32, 64 fl. oz., 1 gal.		5. Location of Label Directions <input checked="" type="checkbox"/> On Label	
6. Manner in Which Label is Affixed to Product			<input type="checkbox"/> Lithograph Paper glued <input type="checkbox"/> Stenciled <input checked="" type="checkbox"/> Other in-mold labeling		

### Section - IV

1. Contact Point (Complete items directly below for identification of individual to be contacted, if necessary, to process this application.)		
Name Mary Joy Stuart	Title Regulatory Manager	Telephone No. (Include Area Code) 513-627-6537
Certification I certify that the statements I have made on this form and all attachments thereto are true, accurate and complete. I acknowledge that any knowingly false or misleading statement may be punishable by fine or imprisonment both under applicable law.		6. Date Application Received (Stamped) 
2. Signature 	3. Title Regulatory Manager	
4. Typed Name Mary Joy Stuart	5. Date April 09, 2010	

32

3/14



The Procter & Gamble Company  
F&HCIC  
5299 Spring Grove Avenue  
Cincinnati, OH 45217-1025  
www.pg.com

April 28, 2010

Office of Pesticide Programs (NOTIF)  
U. S. Environmental Protection Agency  
One Potomac Yard, Room 7504P  
2777 South Crystal Drive  
Arlington, VA 22202  
Attn: Ms. Wanda Henson (PM# 32)

**Subject: CSP-3002-3 (EPA Reg. No. 3573-77)  
Notification of Correct Typographical Errors and Add Asterisks per PR Notice 98-10**

Dear Ms. Henson:

The Procter & Gamble Company is submitting the following Notification to correct typographical errors and add asterisks to associate virucide/virucidal claims to the appropriate virus name. The proposed changes to the Master Label do not impact the product chemistry.

**ENCLOSURES**

In support of this request, the following materials are enclosed:


1. Application for Pesticide Registration (EPA Form 8570-1) for CSP-3002-3 (EPA Reg. No. 3573-77)
2. One (1) copy of the revised CSP-3002-3 Master Label (EPA Reg. No. 3573-77), dated April 28, 2010, with updates shown in red
3. One (1) copy of the revised CSP-3002-3 Master Label (EPA Reg. No. 3573-77), dated April 28, 2010 with changes incorporated

Thank you for your assistance in the processing of this Notification. It is the request of The Procter & Gamble Company that the Agency provide its decision electronically to [stuart.m@pg.com](mailto:stuart.m@pg.com) if possible. If you have any questions concerning the enclosed materials, please contact me at (513) 627-6537 or [stuart.m@pg.com](mailto:stuart.m@pg.com).

Sincerely,

Mary Joy Stuart  
Regulatory Manager

enclosures



**FRONT Panel**

Active Ingredient: Sodium Hypochlorite.....1.45%  
Other Ingredients:.....98.55%  
Total:.....100.00%

KEEP OUT OF REACH OF CHILDREN  
CAUTION: EYE AND SKIN IRRITANT. See back\side panel for other precautions.


Net Weight Statement

**Optional:**

- Ready-to-Use
- Refill
- For Automatic Dilution
- Concentrate
- 5X Concentrate
- Disinfectant
- Hospital Use\Grade\Level Disinfectant
- Bactericide\Bactericidal
- Virucide\*\Virucidal\*
- Germicide\Germicidal
- Sanitizer
- Deodorizer
- Institutional
- Commercial
- Disinfects
- Disinfecting
- Not for Retail Sale

**NOTIFICATION**  
Date Reviewed: 5/25/2010  
Reviewed By: [Signature]

Note: Bold, italicized text is for reader clarity only. Bracketed [ ] text denotes optional text. Backslash \ denotes alternate text.



**BACKSIDE Panel**

**DIRECTIONS FOR [HOUSEHOLD] [INSTITUTIONAL] [COMMERCIAL] USE:** It is a violation of Federal law to use this product in a manner inconsistent with its labeling. **Gallon size:** Refill [into] properly labeled spray bottle[s]. \Refill [only] properly labeled [Product name] [Cleaner with Bleach] spray bottle[s].\Refill only [Product name] Cleaner with Bleach spray bottle[s].

**Use the following usage instructions for concentrate**  
**CONCENTRATED PRODUCT – DILUTE BEFORE USING** [(1 gallon makes 5 gallons of diluted\disinfecting\sanitizing product and 10 gallons of cleaning\deodorizing product)]

**Closed chemical container: ATTACHING THIS PRODUCT TO THE [P&G] [AUTOMATIC] DILUTION CENTER:** Remove the [white] shipping cap.

**Closed chemical container: DO NOT REMOVE [WHITE] PLUG FROM BOTTLE THROAT!** Screw on [white] dispensing cap from dilution center tube. Push down while twisting.

**PREPARING \MANUAL PREPARATION OF CLEANING \[DEODORIZING] SOLUTION:** Mix 1 part [of this] product\concentrate per 9 parts water into a [Product Name] [Cleaner with Bleach] spray bottle [using the dilution center].\Mix this product\concentrate with water using the [P&G] [AUTOMATIC] dilution center.

**PREPARING \MANUAL PREPARATION OF DISINFECTING \[SANITIZING] SOLUTION:** Mix 1 part [of this] product\concentrate per 4 parts water into a [Product Name] [Cleaner with Bleach] spray bottle [using the dilution center].\Mix this product\concentrate with water using the [P&G] [AUTOMATIC] dilution center.

**KILLS HIV-1 (AIDS VIRUS) ON PRECLEANED ENVIRONMENTAL SURFACES\OBJECTS PREVIOUSLY SOILED WITH BLOOD\BODY FLUIDS**, in health care settings in which there is an expected likelihood of soiling of inanimate surfaces\objects with blood or body fluids, and in which the surfaces\objects likely to be soiled with blood or body fluids can be associated with the potential for transmission of human immunodeficiency virus Type 1(HIV-1) (associated with AIDS).

**SPECIAL INSTRUCTIONS FOR CLEANING AND DECONTAMINATION AGAINST HIV-1 ON SURFACES\OBJECTS SOILED WITH BLOOD\BODY FLUIDS.**

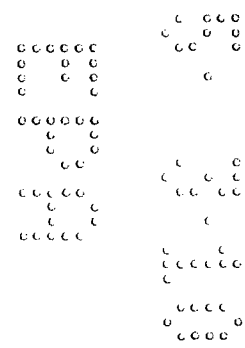
**PERSONAL PROTECTION:** When handling items soiled with blood or body fluids, use disposable latex gloves, gowns, masks and eye protection.

**CLEANING PROCEDURE:** Blood and other body fluids containing HIV must be thoroughly cleaned from surfaces and objects before application of this product.

**CONTACT TIME:** Thoroughly wet surfaces with disinfecting solution for 5 minutes, then rinse or wipe clean.

**DISPOSAL OF INFECTIOUS MATERIAL:** Blood, body fluids, cleaning materials and clothing should be autoclaved and disposed of according to local regulations for infectious waste disposal.

Note: Bold, italicized text is for reader clarity only. Bracketed [ ] text denotes optional text. Backslash \ denotes alternate text.



**GENERAL CLEANING [DIRECTIONS]:** Apply to hard, non-porous surfaces. Spray\Pour\spray directly onto surface [or] [damp sponge] [cloth] [paper towel] [towel]. Rinse or wipe clean. For tough stains or soil, let soak\stand [1 minute\60 seconds].\For tougher soils, allow to soak. [FLOORS: Add 250 ml\1 cup [concentrate\product] per 3.78 L\1 gallon warm water. Mop and rinse.]

**GENERAL DEODORIZING [DIRECTIONS]:** Apply to hard, non-porous surfaces. Spray\Pour\spray directly onto surface [or] [damp sponge] [cloth] [paper towel] [towel]. Rinse or wipe clean. For tough odors, let soak\stand [1 minute\60 seconds].\For tougher odors, allow to soak. [FLOORS: Add 250 ml\1 cup [concentrate\product] per 3.78 L\1 gallon warm water. Mop and rinse.]

**POULTRY FARM DISINFECTION [DIRECTIONS]:** Remove all poultry and feeds from premises, trucks, coops, and crates. Remove all litter and droppings from floors, walls and surfaces of facilities occupied or traversed by poultry. Empty all troughs, racks, and other feeding and watering appliances. Thoroughly clean all surfaces with soap or detergent and rinse with water. Saturate surfaces with the recommended disinfecting solutions for a period of 10 minutes. Ventilate buildings, coops, and other closed spaces. Do not house poultry or employ equipment until treatment has been absorbed, set, or dried. Thoroughly scrub treated feed racks, troughs, automatic feeders, fountains, and waterers with soap or detergent, and rinse with potable water before reuse.

**Comment [MJS1]:** Poultry Farm Disinfecting Directions and Dairy Farm Disinfection Directions inadvertently swapped. Switched back to reflect associate header with correct directions. No change in text.

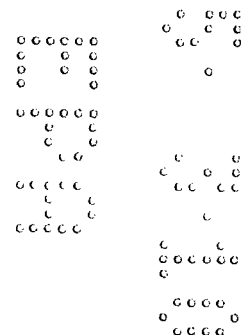
**DAIRY FARM DISINFECTION [DIRECTIONS]:** Do not use in milking stalls, milking parlors, or milk houses (for phenolics, cresylic acid, and pine oils). Remove all animals and feed from premises, vehicles, and enclosures. Remove all litter and manure from floors, walls and surfaces of barns, pens, stalls, chutes, and other facilities and fixtures occupied or traversed by animals. Empty all troughs, racks, and other feeding and watering appliances. Thoroughly clean all surfaces with soap or detergent and rinse with water. Saturate all surfaces with the recommended disinfecting solution for a period of 10 minutes. Immerse all halters, ropes, and other types of equipment used in handling and restraining animals, as well as forks, shovels, and scrapers used for removing litter and manure. Ventilate buildings, cars, boats, and other closed spaces. Do not house livestock or employ equipment until treatment has been absorbed, set, or dried. Thoroughly scrub all treated feed racks, mangers, troughs, automatic feeders, fountains, and waterers with soap or detergent, and rinse with potable water before reuse.

**Comment [MJS2]:** See above.

*(Note to reviewer: For labels that list medical environments, hospitals, nursing homes, medical and dental offices and clinics, operation rooms, isolation wards, patient chairs, examination chairs and wheelchairs, the following statement must be used:)*

This product is not to be used as a terminal sterilant/high level disinfectant on any surface or instrument that (1) is introduced directly into the human body, either into or in contact with the bloodstream or normally sterile areas of the body, or (2) contacts intact mucous membranes but which does not ordinarily penetrate the blood barrier or otherwise enter normally sterile areas of the body. This product may be used to preclean or decontaminate critical or semi-critical medical devices prior to sterilization or high level disinfection.

Note: Bold, italicized text is for reader clarity only. Bracketed [ ] text denotes optional text. Backslash \ denotes alternate text.



**PRECAUTIONARY STATEMENTS:** Hazards to Humans and Domestic Animals

**CAUTION:** Harmful if absorbed through skin. Causes moderate eye irritation. Do not get in eyes or on clothing. Avoid contact with skin. Avoid breathing vapor or spray mist. Wash hands thoroughly with soap and water after handling and before eating, drinking, chewing gum or using tobacco. Not recommended for use by persons with heart conditions or chronic respiratory problems such as asthma, emphysema or obstructive lung disease. For sensitive skin or prolonged use, wear gloves. Remove contaminated clothing and wash clothing before use.

**FIRST AID:** **If on skin or clothing,** take off contaminated clothing. Rinse skin immediately with plenty of water for 15 -20 minutes. **If in eyes,** hold eye open and rinse slowly and gently with water for 15-20 minutes. Remove contact lenses, if present, after the first 5 minutes, then continue rinsing the eye. **If inhaled,** get to fresh air immediately. Contact a poison control center or doctor for treatment advice. Have the product container or label with you when calling the poison control center or doctor, or going for treatment.

**PHYSICAL AND CHEMICAL HAZARDS:** Contains Bleach. Do not mix with other products, especially toilet bowl cleaners or products that contain ammonia as hazardous vapors/fumes may result. Avoid contact with clothes, fabric, carpet, wood, rubber, painted or paper surfaces, as they will discolor. Rinse immediately after use on metal, old glazed porcelain, or worn countertops to avoid discoloration or pitting.

**STORAGE/DISPOSAL:** Store in cool place.

***(READY-TO-USE APPLICATION:)***

Nonrefillable container. Do not reuse or refill this container. Offer for recycling if available. \ (or)

(Nonrefillable container.) Do not reuse or refill this container (except as described in the directions for use). Wrap [container] and put in trash or offer for recycling if available. \ (or)

(Nonrefillable container.) Do not reuse or refill this container (except as described in the directions for use). Wrap [container] and put in trash or offer for reconditioning if appropriate. \ (or)

Always refill/reuse this container as described in the directions for use. Otherwise, wrap [container] and put in trash or offer for recycling if available. \ (or)

Only refill/reuse this container as described in the directions for use. Otherwise, wrap [container] and put in trash or offer for recycling if available. \ (or)

Refill/reuse this container only as described in directions for use. Otherwise, wrap [container] and put in trash or offer for recycling if available.

***(DILUTABLE APPLICATION – FIVE GALLONS OR LESS:)***

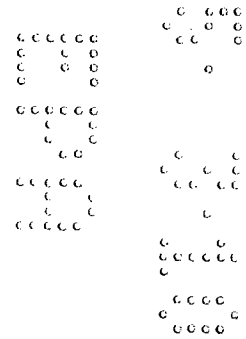
Nonrefillable container. Do not reuse or refill this container. Offer for recycling if available. \ (or)

(Nonrefillable container.) Do not reuse or refill this container (except as described in the directions for use). Wrap [container] and put in trash or offer for recycling if available. \ (or)

(Nonrefillable container.) Do not reuse or refill this container (except as described in the directions for use). Wrap [container] and put in trash or offer for reconditioning if appropriate. \ (or)

Always refill/reuse this container as described in the directions for use. Otherwise, wrap [container] and put in trash or offer for recycling if available. \ (or)

Note: Bold, italicized text is for reader clarity only. Bracketed [ ] text denotes optional text. Backslash \ denotes alternate text.



Only refill/reuse this container as described in the directions for use. Otherwise, wrap [container] and put in trash or offer for recycling if available. \ (or)

Refill/reuse this container only as described in directions for use. Otherwise, wrap [container] and put in trash or offer for recycling if available.

Triple rinse container (or equivalent) promptly after emptying. Triple rinse as follows: Empty the remaining contents into application equipment or a mix tank and drain for 10 seconds after the flow begins to drip. Fill the container 1/4 full with water and recap. Shake for 10 seconds. Pour rinsate into application equipment or a mix tank or store rinsate for later use or disposal. Drain for 10 seconds after the flow begins to drip. Repeat this procedure two more times.

[Refill:

- Refill [32 oz] sprayer size from [this convenient] container.
- Use only in [product name] spray bottle.
- Only refill [convenient] sprayer with [product name] [this product].
- [Only] refill sprayer with [ x oz.] [only].
- Do not dilute].

**Contains No Phosphate**

UPC Code

Kosher Symbol

™

®

©

[1-800-332-7787] or [X-XXX-XXX-XXXX]

[pgbrands.com] [pgproline.com]

Questions? MSDS?

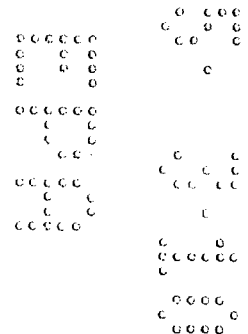
MADE IN USA by PROCTER & GAMBLE Cincinnati, OH 45202-3393. [or Distributed by PROCTER & GAMBLE Cincinnati, OH 45202-3393.]

*Note: Information added in [brackets] may be used when product is made by a contract manufacturer for Procter & Gamble.*

EPA Reg. No. 3573-77

EPA Est. No. 52379-MI-002

Note: Bold, italicized text is for reader clarity only. Bracketed [ ] text denotes optional text. Backslash \ denotes alternate text.

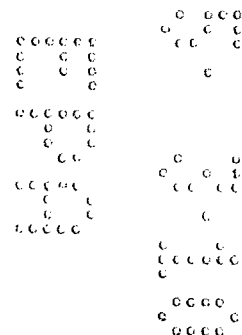




9/14

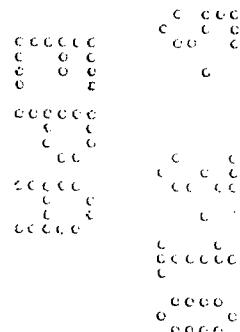
<b>SANITIZING</b>	
<p><b>TO [CLEAN AND] SANITIZE hard, non-porous surfaces:</b> Clean surfaces prior to sanitizing heavily soiled areas. For heavily soiled areas, clean before sanitizing following sanitizing directions. Thoroughly wet hard, non-porous surfaces [with [sanitizing] solution] for 1 minute\60 seconds, then rinse or wipe clean. Spray product on surface and let stand 1 minute\60 seconds [before wiping]. <b>TOILETS BOWLS [AND URINALS]:</b> Empty water from the toilet bowl [or urinal]. [Hold 6-8" from surface.] Spray [covering] exposed surfaces. Brush thoroughly over surfaces and under the rim to completely wet surfaces, let stand for 1 minute\60 seconds, then flush. <b>Spray and refill containers only:</b> [For sanitizing and light\daily [duty] [soil] cleaning, dilute 1 part concentrate\product to 4 parts water.]</p>	<ul style="list-style-type: none"> <li>• Sanitizer</li> <li>• Antibacterial Cleaner</li> <li>• Cleaner\Sanitizer</li> <li>• Sanitizing Cleaner</li> <li>• Cleans and sanitizes</li> <li>• Fast acting sanitizer</li> <li>• Sanitizes non-food contact surfaces</li> <li>• Leaves surfaces [clean and] sanitized</li> <li>• Sanitizes in 60 seconds</li> </ul>
<ul style="list-style-type: none"> <li>• Kills\Eliminates\Destroys\Removes [and prevents the spread of] 99%\99.9% Staphylococcus aureus on treated surfaces and <b>(For products that require dilution only:)</b> when diluted 1: 4 in the presence of 171 ppm hard water\10 gpg water hardness [and 5% fetal bovine serum] [according to the AOAC Use-Dilution test.]</li> <li>• Kills\Eliminates\Destroys\Removes 99%\99.9% of bacteria\germs <b>(For products that require dilution only:)</b> when diluted 1: 4 in the presence of 171 ppm hard water\10 gpg water hardness [and 5% fetal bovine serum] [according to the AOAC Use-Dilution test.]</li> <li>• Cleans and kills\eliminates\destroys\removes [99%\99.9%] of bacteria\germs [in 60 seconds\ 1 minute] <b>(For products that require dilution only:)</b> when diluted 1: 4 in the presence of 171 ppm hard water\10 gpg water hardness [and 5% fetal bovine serum] [according to the AOAC Use-Dilution test.]</li> </ul>	

Note: Bold, italicized text is for reader clarity only. Bracketed [ ] text denotes optional text. Backslash \ denotes alternate text.



<b>5 MINUTE DISINFECTION</b>	
<p><b>TO [CLEAN AND] DISINFECT hard, non-porous surfaces:</b>                      Clean surfaces prior to disinfecting heavily soiled areas. For heavily soiled areas, clean before disinfecting following disinfecting directions. Thoroughly wet hard, non-porous surfaces [with [disinfecting] solution] for 5 minutes, then rinse or wipe clean. Spray product on surface and let stand 5 minutes [before wiping]. <b>TOILETS BOWLS [AND URINALS]:</b> Empty water from the toilet bowl [or urinal]. [Hold 6-8" from surface.] Spray [covering] exposed surfaces. Brush thoroughly over surfaces and under the rim to completely wet surfaces, let stand for 5 minutes, then flush. [For disinfecting and light/daily [duty] [soil] cleaning, dilute 1 part concentrate/product to 4 parts water.]</p>	<ul style="list-style-type: none"> <li>• Cleans and disinfects</li> <li>• Disinfects as it cleans</li> <li>• Fast acting disinfectant</li> <li>• Cleaner and disinfectant</li> <li>• Disinfects</li> <li>• Disinfects non-food contact surfaces</li> <li>• Disinfects and deodorizes</li> <li>• Cleans and disinfects [outside of] appliances</li> <li>• Combines cleaning, disinfecting and stain removal in one\1 product</li> <li>• Disinfecting bleach cleaner</li> <li>• Disinfectant</li> <li>• Hospital Use\Level Disinfectant Bactericide\Bactericidal</li> <li>• Virucide*\Virucidal* Germicide\Germicidal</li> <li>• *Respiratory illnesses attributable to Pandemic 2009 H1N1 are caused by influenza A virus. This product (Product Name) is a broad-spectrum hard surface disinfectant that has been shown to be effective against (influenza A virus tested and listed on the label) and is expected to inactivate all influenza A viruses including Pandemic 2009 H1N1 (formerly called swine flu).</li> <li>• *This product has demonstrated effectiveness against influenza A virus and is expected to inactivate all influenza A viruses including Pandemic 2009 H1N1 influenza A virus.</li> <li>• *This product has demonstrated effectiveness against (influenza A virus tested and listed on the label) and is expected to inactivate all influenza A viruses including Pandemic 2009 H1N1 (formerly called swine flu).</li> <li>• *Kills Pandemic 2009 H1N1 influenza A virus (formerly called swine flu).</li> <li>• *Kills Pandemic 2009 H1N1 influenza A virus.</li> </ul>
<p>This product is a hospital use\level disinfectant that kills\eliminates\ destroys\ removes a broad\wide range\ spectrum of germs [and viruses*]: [Kills\eliminates\destroys\ removes and prevents the spread of] [Cleans and kills\eliminates\ destroys\ removes] <i>list of and/or options:</i></p> <ul style="list-style-type: none"> <li>• Salmonella enterica</li> <li>• Staphylococcus aureus</li> <li>• Pseudomonas aeruginosa</li> <li>• *Hepatitis A virus</li> <li>• *Human Immunodeficiency Virus type I \*HIV-1</li> </ul> <p><i>(For products that require dilution only:)</i> when diluted 1:4 in the presence of 171 ppm hard water\10 gpg water hardness [and 5% fetal bovine serum] [according to the AOAC Use-Dilution test.]</p> <p><i>(For products that are Ready-to-Use only:)</i> [in the presence of a 5% fetal bovine serum.]</p> <ul style="list-style-type: none"> <li>• *Avian Influenza A [virus] \ *Avian Influenza A (H3N2) [virus]</li> </ul>	

Note: Bold, italicized text is for reader clarity only. Bracketed [ ] text denotes optional text. Backslash \ denotes alternate text.




11/14

<b>10 MINUTE DISINFECTION</b>	
<p><b>TO [CLEAN AND] DISINFECT hard, non-porous surfaces:</b>                      Clean surfaces prior to disinfecting heavily soiled areas. For heavily soiled areas, clean before disinfecting following disinfecting directions. Thoroughly wet hard, non-porous surfaces [with [disinfecting] solution] for 10 minutes, then rinse or wipe clean. Spray product on surface and let stand 10 minutes [before wiping]. <b>TOILETS BOWLS [AND URINALS]:</b> Empty water from the toilet bowl [or urinal]. [Hold 6-8" from surface.] Spray [covering] exposed surfaces. Brush thoroughly over surfaces and under the rim to completely wet surfaces, let stand for 10 minutes, then flush. [For disinfecting and light [daily [duty] [soil] cleaning, dilute 1 part concentrate\product to 4 parts water.]</p>	<ul style="list-style-type: none"> <li>• Cleans and disinfects</li> <li>• Disinfects as it cleans</li> <li>• Fast acting disinfectant</li> <li>• Cleaner and disinfectant</li> <li>• Disinfects</li> <li>• Disinfects non-food contact surfaces</li> <li>• Disinfects and deodorizes</li> <li>• Cleans and disinfects [outside of] appliances</li> <li>• Combines cleaning, disinfecting and stain removal in one\1 product</li> <li>• Disinfecting bleach cleaner</li> <li>• Disinfectant</li> <li>• Hospital Use\Level Disinfectant Bactericide\Bactericidal</li> <li>• Virucide*\Virucidal*</li> <li>• Germicide\Germicidal</li> </ul>
<p>This product is a hospital use\level disinfectant that kills\eliminates\destroys\removes a broad\wide range\spectrum of germs [and viruses*]: [Kills\eliminates\destroys\ removes and prevents the spread of] [Cleans and kills\eliminates\ destroys\ removes]</p> <p><b>list of and/or options:</b></p> <ul style="list-style-type: none"> <li>• *Feline calicivirus</li> <li>• *Norovirus \ *Norovirus (Feline calicivirus as surrogate)</li> <li>• Listeria monocytogenes</li> </ul> <p><b>(For products that require dilution only:)</b>                      when diluted 1:4 [and 5% fetal bovine serum] [according to the AOAC Use-Dilution test.]</p>	

<b>GENERAL CLAIMS</b>	
<ul style="list-style-type: none"> <li>• Institutional [Size]</li> <li>• Institutional use</li> <li>• Professional Line [size]</li> <li>• Commercial</li> <li>• Not harmful to\will not harm septic systems</li> <li>• Suitable for septic systems [and] [wastewater systems] [and] [treatment plants]</li> <li>• Contains sodium hypochlorite plus a cleaner</li> <li>• Multi-purpose\Multi-use\Multi-surface\toilet bowl cleaner [with bleach]</li> <li>• Developed\Formulated\Designed for [foodservice] [and] [hospital] [and] [restroom] use</li> <li>• This product\Product name complies with consumer volatile organic compound (VOC)\VOC laws</li> </ul>	<ul style="list-style-type: none"> <li>• A clean you can trust</li> <li>• Fresh\pleasant scent</li> </ul> <p><b>Closed chemical container only:</b></p> <ul style="list-style-type: none"> <li>• Tamper proof bottle</li> <li>• Bottle\Sealed bottle\Container\Closed chemical system designed for employee safety</li> <li>• Bottle\Sealed bottle\Container\Closed chemical system designed to prevent spills and accidental concentrate\product exposure.</li> </ul> <p><b>Concentrate:</b></p> <ul style="list-style-type: none"> <li>• Concentrate</li> <li>• 5X Concentrate</li> <li>• 10X Concentrate</li> </ul> <p><b>Spray container only:</b></p> <ul style="list-style-type: none"> <li>• For Household Use</li> </ul>

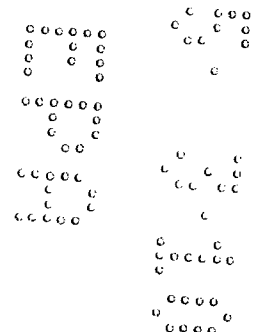
Note: Bold, italicized text is for reader clarity only. Bracketed [ ] text denotes optional text. Backslash \ denotes alternate text.



**CLEANING, DEODORIZING & STAIN REMOVAL**

- |  |  |
|--|--|
| <ul style="list-style-type: none"> <li>• Cuts through tough food stains and greasy soils on sinks, counters, stove tops, food carts, appliances\appliance exteriors, and floors.</li> <li>• Removes\Cleans\Eliminates soils, mildew stains, mold stains, soap scum and hard water stains from sinks, toilets, bathtubs, showers, shower stalls, and floors.</li> <li>• Dissolves\Cleans\Cuts through tough [greasy soils] [and] [soap scum] [and] [hard water stains].</li> <li>• Removes\Cleans\Eliminates\Bleaches tough [stains] [food stains] [and] [mildew stains] [and] [soap scum] [and] [hard water stains] [and] [greasy soils].</li> <li>• Cleans [and] [shines] [and] disinfects [and] [deodorizes] [washable] [kitchen] [and] [restroom\ bathroom] [surfaces] [and] [fixtures].</li> <li>• Safely cleans kitchen and restroom surfaces, such as counters, sinks, tubs, toilets, showers, floors, etc.</li> <li>• Helps clean tough soils &amp; bleaches stains without scrubbing</li> <li>• Kitchen – cuts through tough grease and bleaches troublesome food stains.</li> <li>• Restrooms – great all-around restroom cleaner makes employee tasks simple, cutting through soap scum and hard water stains</li> <li>• Powerful restroom &amp; multi-surface cleaner</li> <li>• Supercharges your cleaning with bleach</li> <li>• Designed to help improve cleaning productivity</li> <li>• Saves time – little to no scrubbing needed!</li> </ul> | <ul style="list-style-type: none"> <li>• Deodorizer</li> <li>• Deodorizes</li> <li>• Freshens</li> <li>• Freshens\Deodorizes as you clean.</li> <li>• Removes\Eliminates stains on contact.</li> <li>• Cleans dirt and stains.</li> <li>• Cleans and removes\eliminates tough dirt and stains.</li> <li>• Whitens [and removes stains and greasy dirt.]</li> <li>• Brightens</li> <li>• Non-abrasive [formula]</li> <li>• Non-abrasive [formula] won't scratch surfaces.</li> <li>• Rinses away easily.</li> <li>• Cleans with bleach</li> <li>• Contains a powerful cleaner plus bleach</li> <li>• Eliminates\Removes odors caused by bacteria\germs.</li> <li>• Disinfects and deodorizes by killing germs [and controlling odors].</li> <li>• Cuts grime</li> <li>• A clean you can trust.</li> <li>• As simple as 1-2-3</li> <li>• Attacks and bleaches mold and mildew stains with little or no scrubbing.</li> <li>• Makes employee tasks\job\life simple\easy</li> <li>• Powers away tough stains [and] [soap scum] [and] [hard water stains] [and] [greasy soils] and disinfects.</li> <li>• Eliminates the need for multiple cleaners</li> <li>• Bleaches and eliminates mold &amp; mildew stains without scrubbing.</li> <li>• Fewer products – broad range of applications</li> </ul> |
|--|--|

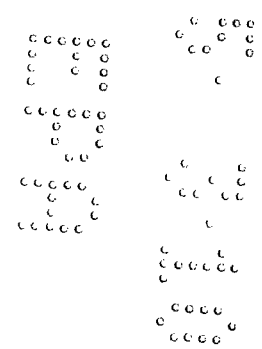
Note: Bold, italicized text is for reader clarity only. Bracketed [ ] text denotes optional text. Backslash \ denotes alternate text.



13/14

<b>WHERE TO USE</b>	
<p>This product may be used in <i>(list of and/or options)</i></p> <ul style="list-style-type: none"> <li>• foodservice establishments</li> <li>• restaurants</li> <li>• bars</li> <li>• cafeterias</li> <li>• [institutional] kitchens</li> <li>• fast food operations</li> <li>• food storage areas</li> <li>• medical environments</li> <li>• hospitals</li> <li>• nursing homes</li> <li>• medical and dental offices and clinics</li> <li>• operation rooms</li> <li>• isolation wards</li> <li>• medical research centers</li> <li>• ambulance</li> <li>• schools</li> <li>• colleges</li> <li>• dormitories</li> <li>• classrooms</li> <li>• athletic facilities</li> <li>• gymnasiums</li> <li>• locker rooms</li> <li>• day care centers</li> <li>• nurseries</li> <li>• retail establishments</li> <li>• wholesale establishments</li> <li>• supermarkets</li> <li>• convenience stores</li> <li>• dressing rooms</li> <li>• laundries</li> <li>• laundromats</li> <li>• crime scenes</li> <li>• funeral homes</li> <li>• office buildings</li> <li>• hotels</li> <li>• motels</li> <li>• factories</li> </ul>	<ul style="list-style-type: none"> <li>• laboratories</li> <li>• recreational facilities</li> <li>• campgrounds</li> <li>• playgrounds</li> <li>• health clubs</li> <li>• household areas</li> <li>• kitchens</li> <li>• bathrooms\restrooms</li> <li>• basements</li> <li>• household garages</li> <li>• automotive garages</li> <li>• boats</li> <li>• ships</li> <li>• campers</li> <li>• RVs</li> <li>• trailers</li> <li>• mobile homes</li> <li>• cars</li> <li>• buses</li> <li>• trains</li> <li>• taxis</li> <li>• transportation terminals</li> <li>• food processing plants</li> <li>• dairy farms</li> <li>• poultry farms</li> <li>• turkey farms</li> <li>• egg processing plants</li> <li>• veterinary clinics</li> <li>• animal life science laboratories</li> <li>• kennels</li> <li>• breeding and grooming establishments</li> <li>• pet\animal quarters</li> <li>• zoos</li> <li>• pet shops</li> <li>• churches</li> <li>• manufacturing facilities</li> <li>• military installations</li> <li>• blood banks</li> </ul>

Note: Bold, italicized text is for reader clarity only. Bracketed [ ] text denotes optional text. Backslash \ denotes alternate text.



19/19

TASK AREAS	
<p>Task areas:</p> <ul style="list-style-type: none"> <li>• Restroom surfaces</li> <li>• Kitchen surfaces</li> <li>• Glazed Porcelain</li> <li>• Plexiglass</li> <li>• Stainless Steel</li> <li>• Floors [no wax] [and/or] [washable]</li> <li>• Glazed Ceramic Tile</li> <li>• Linoleum</li> <li>• Resilient flooring</li> <li>• [Synthetic] [Cultured] marble</li> <li>• [Outside] of appliances [such as] [refrigerators] [microwaves] [freezers]</li> <li>• Salad bar sneeze guard[s]</li> <li>• Outdoor furniture excluding cushions and other porous surfaces</li> <li>• Wading pool[s]</li> <li>• Telephone[s]</li> <li>• Pet dishes</li> <li>• Pet soiled surface[s]</li> <li>• Patient chair[s]</li> <li>• Examination table[s]</li> </ul>	<ul style="list-style-type: none"> <li>• Toilets</li> <li>• Urinals</li> <li>• Countertops</li> <li>• Sinks</li> <li>• Showers\Tubs</li> <li>• Appliances</li> <li>• Laminated surface[s]</li> <li>• Sealed Granite</li> <li>• Enamel</li> <li>• Diaper pails</li> <li>• Diaper changing tables</li> <li>• [High] chairs</li> <li>• Table top[s]</li> <li>• Dish rack[s]</li> <li>• Dish pail[s]</li> <li>• Bed frame[s]</li> <li>• Door knob[s]</li> <li>• [Baby] [Children's] Toys</li> <li>• Lamp[s]</li> <li>• Desk[s]</li> <li>• Wheelchair[s]</li> </ul>

**Picture Icons**

Bathroom Surfaces	Kitchen Surfaces	Kitchen Appliances	Floor Surfaces
-------------------	------------------	--------------------	----------------

Note: Bold, italicized text is for reader clarity only. Bracketed [ ] text denotes optional text. Backslash \ denotes alternate text.

