

FRONT LABEL:

Rev. 2/11/98

MR. CLEAN BATHROOM

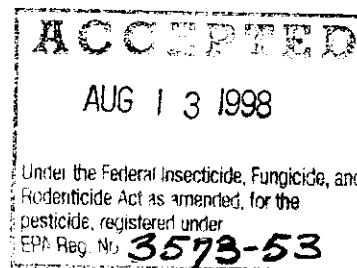
(May claim one or more of the following)

- Penetrates Tough Soap Scum
- Dissolves Hard Water Film on Contact!
- Antibacterial Cleaner
- Disinfecting Cleaner
- Kills and controls the spread of HIV on pre-cleaned environmental surfaces
- Disinfects and cleans in one labor saving step
- One-step disinfectant in the presence of moderate amounts of organic soil.
- Effective against a broad spectrum of germs on hard non-porous surfaces in the presence of a moderate amount of organic soil

ACTIVE INGREDIENT: Citric Acid 4.5%
INERT INGREDIENTS: * 95.5%
* See Back Panel

KEEP OUT OF REACH OF CHILDREN
CAUTION: *MAY BE HARMFUL IF SWALLOWED*
SEE BACK PANEL FOR OTHER PRECAUTIONS

28 FL. OZ. (1 PT. 12 OZ.)
(828 mL)



BACK LABEL:

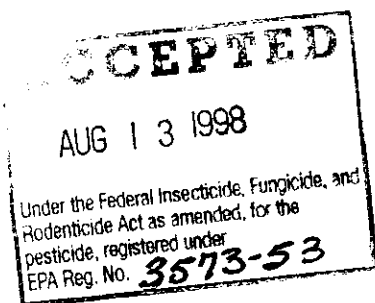
MR. CLEAN® BATHROOM
DISINFECTS AND DEODORIZES!
PENETRATES AND DISSOLVES TOUGH SOAP
SCUM AND HARD WATER FILM WITHOUT SCRUBBING!

TM 34

3573-53

8-13-98

10/14



Picture of Bathroom

Tubs, Sinks, Floors, Toilets, Shower Walls, and Doors.

Picture of product being applied to surface

Picture of Product and Pail

MR. CLEAN DISINFECTING BATHROOM CLEANER'S thick blue (or green) formula is NON-ABRASIVE and contains NO BLEACH.

Great on surfaces such as FIBERGLASS, GLAZED PORCELAIN AND CERAMIC TILES, STAINLESS STEEL, SYNTHETIC MARBLE, FORMICA®* & CHROME. Kills germs on SHOWER DOORS, TUBS AND TILE, VANITY TOPS, SINKS, TOILETS, DIAPER PAILS, MIRRORS, TRASH CANS AND DOOR KNOBS. For all other surfaces, test on a small area before use. Do not use on natural marble, stone, brass, or colored grout.

* FORMICA® is a registered trademark of the Formica Corporation

DIRECTIONS FOR USE:

It is a violation of Federal law to use this product in a manner inconsistent with its labeling.

GENERAL CLEANING:

Full strength:

- Apply Mr. Clean Bathroom on the soil.
 - Wipe with a damp cloth for a shiny clean surface!
- For best results: On tougher soils, allow product to remain on surface up to 1 minute.

Dilute:

- Mix 1/4 cup Mr. Clean Bathroom per 1/2 bucket (1 gallon) of warm water.
- Usually no need to rinse.

TO DISINFECT (hard non-porous surfaces): Apply full strength product on the soil and let stand for 10 minutes before wiping. For highly soiled areas, clean before following disinfecting directions.

(**Professional Line:** For use on toilet bowls, urinals, sinks, tubs, tile, chrome.)

(**Professional Line:** Disinfects: kills most disease-producing bacteria found in toilet bowls and urinals.)

(**Professional Line:** Mr. Clean Bathroom is designed for use in bathrooms, rest rooms, locker rooms and shower rooms.)

(**Professional Line:** CLEANING TOILETS/URINALS: Open flip cap. Squeeze bottle to apply product evenly under rim and around bowl. Swab with brush if necessary, then flush.)

(**Professional Line:** Cleans: clings and coats to clean water scale, lime deposits and iron stains from bowl surfaces --even under the rim.)

Professional Line: To disinfect toilet bowls or urinals: empty toilet bowl or urinal and apply product to exposed surfaces including under the rim. Brush thoroughly over exposed surfaces, allow to remain wet for 10 minutes and flush.)
(**Professional Line:** To clean and disinfect toilet bowls: empty toilet bowl and apply product to

4/20/98

Caution: Causes eye irritation. Avoid contact with eyes. May be harmful if swallowed. Do not mix with bleach or mildew stain removers as irritating fumes may result.

First Aid: In case of eye contact, flush thoroughly with water. If irritation persists, call a physician (product contains an alcohol ethoxylate).

STORAGE/DISPOSAL: Store in a cool place. Do not reuse bottle/pouch. Rinse bottle/pouch and discard in trash.

*INERT INGREDIENTS: Cleaning agents, quality control agents, perfume, colorant, and water. recycling logo Bottle made from 35% post-consumer recycled plastic.

Product Information:

Contains no phosphate.
Contains no chlorine bleach or ammonia
Contains biodegradable cleaning agents -
Will not harm septic tanks

Mr. Clean Bathroom kills a broad spectrum of germs, including *Salmonella choleraesuis*, *Staphylococcus aureus*, *Pseudomonas aeruginosa*, and other odor-causing bacteria, including *Proteus mirabilis* and *Escherichia coli*

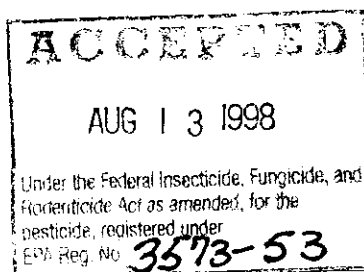
Mr. Clean Bathroom kills a broad spectrum of germs including *Salmonella*, *Staph*, and *E. coli*.

exposed surfaces including under the rim. Brush thoroughly over exposed surfaces, allow to remain wet for 10 minutes and flush.)

(Professional Line: To disinfect toilet bowls: Flush first. Apply above waterline, under and around rim. Let soak 10 minutes, swab surfaces thoroughly, and flush. For highly soiled areas, clean before following disinfecting directions.)

(Professional Line: To disinfect toilet bowls: Flush first. Apply above waterline under and around rim. Let soak 10 minutes, swab surfaces thoroughly, and flush.)

Professional Line: Cleaning Toilets/Urinals: Open flip cap. Squeeze bottle to apply product evenly under rim and around bowl. Swab with brush if necessary, then flush.)



308

Contains no phosphate.
Contains no chlorine bleach or ammonia
Contains biodegradable cleaning agents
Will not harm septic tanks

For Professional Use:

***KILLS HIV ON PRE-CLEANED ENVIRONMENTAL SURFACES/OBJECTS PREVIOUSLY SOILED WITH BLOOD/BODY FLUIDS**

In health care settings or other settings in which there is an expected likelihood of soiling of inanimate surfaces/objects with blood or body fluids, and in which the surfaces/objects likely to be soiled with blood or body fluids can be associated with the potential for transmission of human immunodeficiency virus Type 1 (HIV-1) (associated with AIDS).

SPECIAL INSTRUCTIONS FOR CLEANING AND DECONTAMINATION AGAINST HIV OF SURFACES/OBJECTS SOILED WITH BLOOD/BODY FLUIDS.

PERSONAL PROTECTION *When handling items soiled with blood/body fluids, use disposable gloves, a gown, mask, and eye protection, as appropriate*

CLEANING PROCEDURE *Blood/body fluids must be thoroughly cleaned from surfaces and objects before application of the disinfectant*

DISPOSAL OF INFECTIOUS MATERIALS *Blood/body fluids should be autoclaved and disposed of according to Federal, State and local regulations for infectious waste disposal*

CONTACT TIME *Apply full strength product on the surface and let stand for 5 minutes before wiping. This contact time will not control other common types of viruses and bacteria.*

UPC Symbol

EPA Reg. No. 3573-53
EPA Est. No. 3573-MO-1
or EPA Est. No. 36727-IL-01

Phone Symbol Questions? Comments?
Call Toll Free
1-800-926-9441 LJ

Made In U.S.A.
by Procter & Gamble
under U.S. Patent 5,061,393
© 1996 P&G

ACCEPTED

AUG 13 1998

Under the Federal Insecticide, Fungicide, and
Rodenticide Act as amended, for the
pesticide, registered under
EPA Reg. No. **3573-53**

404