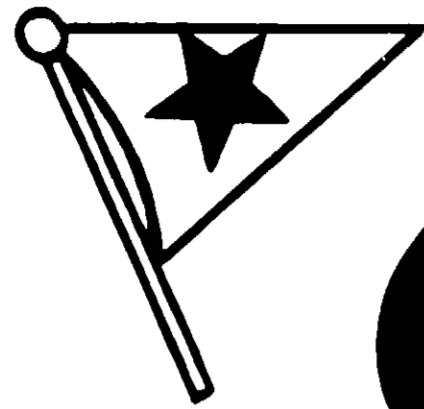



ONE GALLON U. S. MEASURE



GLOUCESTER

SEA JACKET®



MARINE

PAINTS

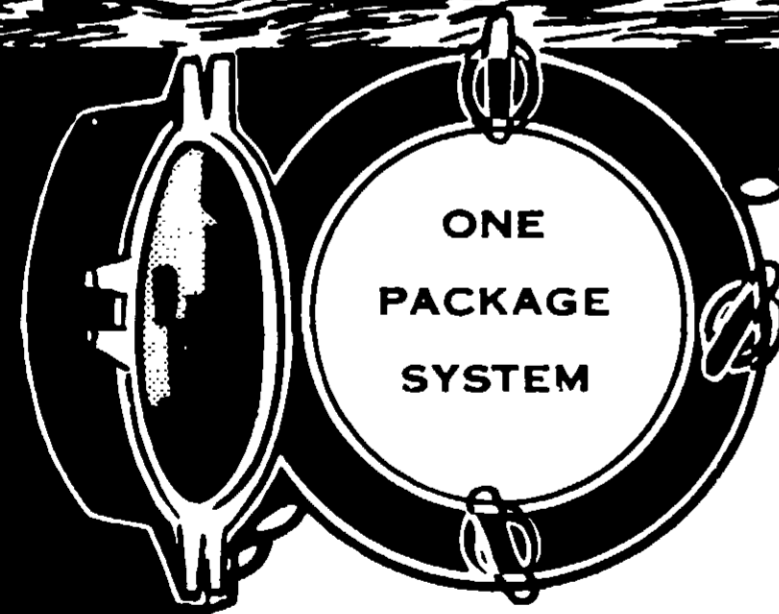
ACTIVE INGREDIENTS*	
Cuprous Oxide	37.3%
Metallic Copper	2.7
INERT INGREDIENTS	60.0
	<hr/>
	100.0%
*Copper Metal Equivalent	35.9%



Do not reuse container.
Destroy when empty.


Do not contaminate water
by cleaning of equipment
or disposal of waste.

CATALCO 30373



ONE
PACKAGE
SYSTEM

PREMIUM QUALITY
EPOXY
ANTIFOULING PAINT



NO
ACTIVATOR
REQUIRED

552° GREEN


ACCERTED

UNDER THE FEDERAL INSECTICIDE
ACT

CAUTION

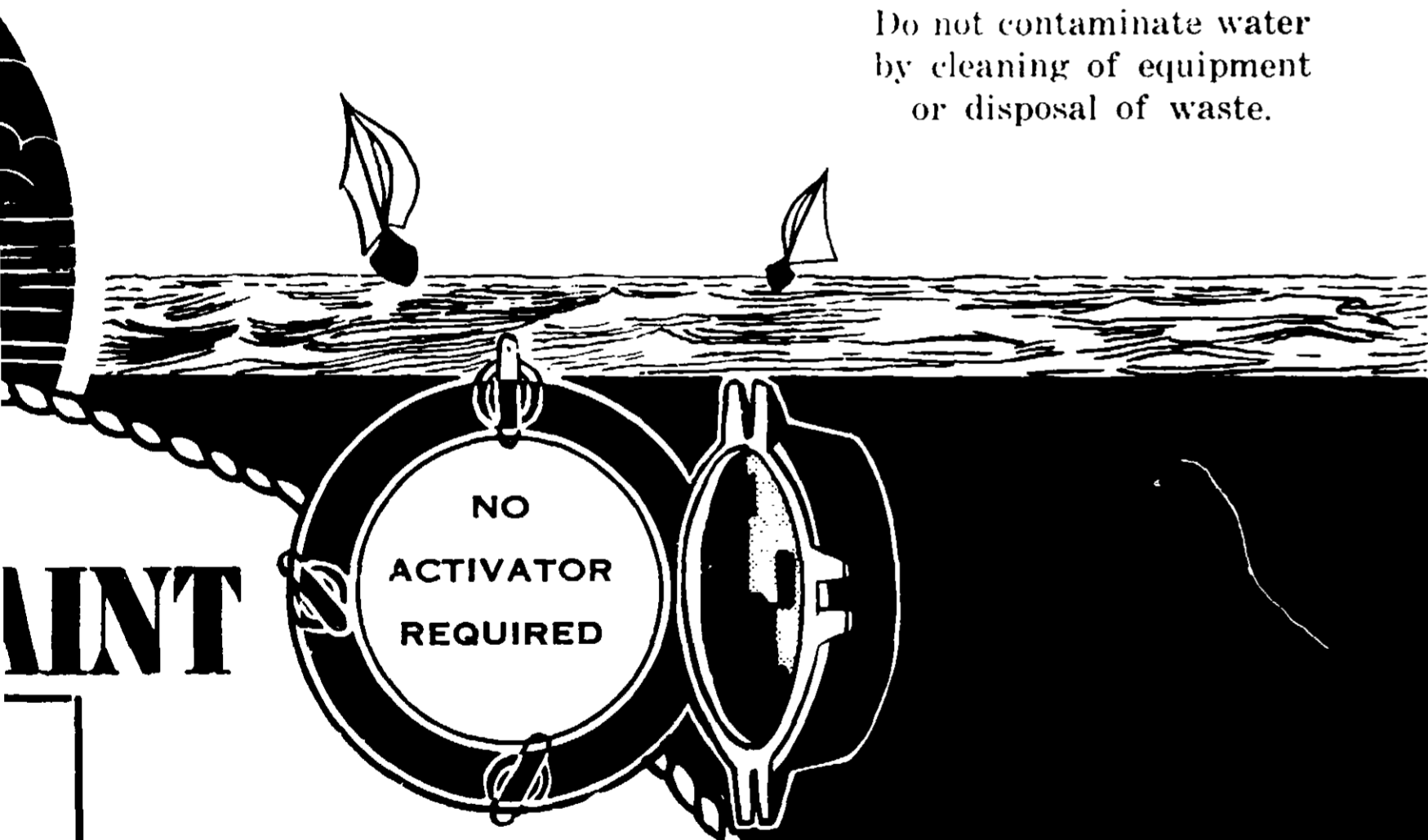
KEEP OUT OF REACH OF CHILDREN
SEE BACK PANEL FOR ADDITIONAL CAUTIONS

TER PAINTS



Do not reuse container.
Destroy when empty.

Do not contaminate water
by cleaning of equipment
or disposal of waste.



PAINT

OF CHILDREN
ONAL CAUTIONS

This paint combines the fine adhesion and erosion-resistant qualities of epoxy resins, with the antifouling properties necessary to prevent marine growths for long periods. These characteristics make it suitable for all types of properly prepared boat bottoms in salt water, and it is particularly useful where high speed is a factor.

DIRECTIONS FOR USE

To make best use of the superior adhesion of this paint, bottoms previously coated with other materials should be stripped to the bare surface and sanded smooth. Repainting will not require stripping again, as long as bottom remains in good condition. This paint is then applied directly to the clean, dry wood or fiberglass* surface. Metal bottoms should first be primed with 2 coats of B374 Epoxy Red Lead, applied in accordance with directions for that material.

Stir paint thoroughly before using. Use #551 Thinner for thinning if required for easy application, and for cleaning brushes. Add no other material.

Apply at least two coats. The second and succeeding coats can be applied after 4 hours drying time in temperature of 65° F or above. However, to avoid possible blistering, the paint must be completely cured before boat is launched. This can be checked by a quick test using the thumb nail. When thoroughly cured the coating can be penetrated by the thumb nail only with the greatest difficulty. Temperature will determine the rate of curing and conditions are best both for application and curing in the 65°-85° range. Use in temperature below 60 F is not recommended as curing time is unduly extended.

*New, unweathered fiberglass must be de-waxed by solvent or detergent wash before painting.

WARNING! FLAMMABLE

KEEP AWAY FROM HEAT OR OPEN FLAME

THIS PAINT CONTAINS COPPER AND OTHER COMPOUNDS HARMFUL if swallowed and it is sold for use ONLY on ship and boat bottoms for the prevention of marine fouling. Do not use it in any household application. Avoid breathing vapor or spray mist and contact with skin. Wash immediately with soap and water in case of contact with skin. Use protective mask when dry-sanding. Avoid contamination of feed and foodstuffs.

Keep container closed when not in use. Keep out of reach of children.

USE WITH ADEQUATE VENTILATION.

E.P.A. Registration No. 3482-38
E.P.A. EST. 7995-MA-1

GP Form 552-774

GLOUCESTER PAINTS, INC., GLOUCESTER, MASS., U.S.A.