

3282-109

06/23/2011

1/10



U.S. ENVIRONMENTAL PROTECTION AGENCY

Office of Pesticide Programs  
Registration Division (7505C)  
1200 Pennsylvania Ave., N.W.  
Washington, D.C. 20460

EPA Reg. Number:

3282-109

Date of Issuance:

JUN 23 2011

NOTICE OF PESTICIDE:

Registration  
 Reregistration

(under FIFRA, as amended)

Term of Issuance:

Unconditional

Name of Pesticide Product:

Mandible

Name and Address of Registrant (include ZIP Code):

Reckitt Benckiser  
Morris Corporate Center IV 399 Interpace Parkway  
Parsippany, NJ 07054

Note: Changes in labeling differing in substance from that accepted in connection with this registration must be submitted to and accepted by the Registration Division prior to use of the label in commerce. In any correspondence on this product always refer to the above EPA registration number.

On the basis of information furnished by the registrant, the above named pesticide is hereby registered/reregistered under the Federal Insecticide, Fungicide and Rodenticide Act.

Registration is in no way to be construed as an endorsement or recommendation of this product by the Agency. In order to protect health and the environment, the Administrator, on his motion, may at any time suspend or cancel the registration of a pesticide in accordance with the Act. The acceptance of any name in connection with the registration of a product under this Act is not to be construed as giving the registrant a right to exclusive use of the name or to its use if it has been covered by others.

This product is unconditionally registered in accordance with FIFRA section 3(c)(5) provided that you:

1. Submit and/or cite all data required for registration/reregistration of your product when the Agency requires all registrants of similar products to submit such data.
2. Make the following label changes before you release the product for shipment:
  - Revise the EPA Registration Number to read, "EPA Reg. No 3282-109."
  - On page 6, revise the optional marketing claim that reads "Kills Pharaoh (ants), Harvester (ants), Carpenter (ants), Foraging (Red) (Imported) Fire (ants) \*" to read "Kills Pharaoh (ants), foraging Harvester (ants), Carpenter (ants), foraging (Red) (Imported) Fire (ants) \*"

Signature of Approving Official:

Rosanna Louie-Juzwiak, Acting Product Manager 07  
Insecticide-Rodenticide Branch, Registration Division (7505P)

Date:

23 June 2011

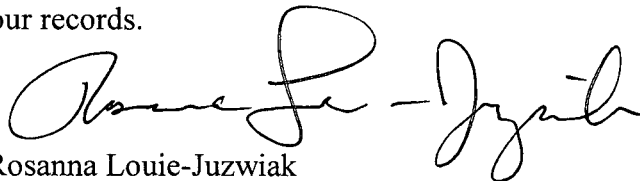
- On page 7, delete the following marketing claims as they are not supported by data (data only supports that ants start feeding within 30 minutes, however it doesn't support 30 min kills/controls claims):
  - "Starts quickly killing (formula) within 30 minutes"
  - "Starts rapidly controlling (formula) within 30 minutes"

3. Storage stability (830.6317) and corrosion characteristics (830.6320) data must be submitted within 18 months from the date of this registration notice. A citation of this data is not applicable since this data is specific to packaging.

4. Submit one copy of the revised final printed label for the record before you release the product for shipment.

If these conditions are not complied with, the registration will be subject to cancellation in accordance with FIFRA section 6(e). Your release for shipment of the product constitutes acceptance of these conditions. If you have any questions, please contact Autumn Metzger at 703-305-5314 or metzger.autumn@epa.gov.

A stamped copy of the label is enclosed for your records.



Rosanna Louie-Juzwiak  
 Product Manager 07  
 Insecticide-Rodenticide Branch  
 Registration Division (7505P)

Enclosure

**OUTER CARTON FRONT LABEL**

**Mandible**

(Kills Ants)

**KEEP OUT OF REACH OF CHILDREN AND PETS**

**CAUTION:** Read additional precautionary statements on back panel.

**ACTIVE INGREDIENT:**

Indoxacarb ..... 0.10%

**OTHER INGREDIENTS:** ..... 99.90%

**TOTAL** ..... 100.00%

(Net Contents:) X OZ. (X g)

(x) (Ant) Bait Station(s)

Contains (x) baits

**OUTER CARTON BACK LABEL**

EPA Reg. No.: 3282-XXX

EPA Est. No.: \_\_\_\_\_

Questions? (telephone icon) 1-800-228-4722

For ingredient (and other) information, [www.rbnainfo.com](http://www.rbnainfo.com)

Distributed by: Reckitt Benckiser

Parsippany, NJ 07054- (XXXX)

(Made in {insert country}) (Assembled in {insert country}.) (Components from {insert country})

© [date] RB. (All Rights Reserved.)

RB (Reckitt Benckiser) logo

**ACCEPTED**  
**With COMMENTS**  
**In EPA Letter Dated:**  
**JUN 23 2011**

**Under the Federal Insecticide, Fungicide  
and Rodenticide Act, As amended, for the  
pesticide Registered under EPA Reg. No:**

**3282-109**

## **DIRECTIONS FOR USE**

**It is a violation of federal law to use this product in a manner inconsistent of its labeling.**

**READ THIS LABEL:** Read this entire label and follow all use directions and use precautions. Use only for the sites, pests, and application methods described on this label.

### **TO CONTROL ANTS:**

1. Remove **all** bait stations from the carton; break baits apart and place baits where ants are found (refer to Selection of Treatment Areas).
2. For best results, place baits directly along ant trails or where ants are seen. (Do not use sprays or foggers around bait stations).
3. For heavy infestations more than 3 bait stations may be required.
4. Replace all bait stations every 3 months or sooner to prevent ants from returning.

### **How Mandible Ant Baits work**

1. Ants are attracted to and will feed from bait. Ant numbers may increase around bait at first, but they will start to die within days.
2. Ants carry bait back to nest\* to kill other ants
3. Kills the queen. Kills the colony.\*  
\* For outdoor control of fire or harvester ant nests, use a broadcast or direct mound product.

### **SELECTION OF TREATMENT AREAS:**

(Indoors)

1. Thoroughly inspect infested area to determine proper placement of (Mandible) ant bait stations.
2. In addition to being placed directly along foraging trails, place all bait stations in Kitchen, Bathroom, Laundry and Basement next to the wall along baseboards, in corners, under sinks, behind appliances, inside cabinets, inside garbage cans, in corners of cupboards, closets, under furniture, near plumbing fixtures and other locations where ant activity is observed or ants can potentially gain entry into a building or structure.

Placement of 3 baits where ants are observed is adequate to control normal ant infestations. Heavy infestations or where a larger area is infested may require application of additional Mandible ant baits.

Restrictions:

- 1) Do not place arenas on food preparation surfaces.
- 2) Do not treat areas easily accessible to children or pets.




(Outdoors)

1. Thoroughly inspect infested area to determine proper placement of Mandible ant bait stations. Pay close attention to areas where ants may gain access to a building or structure.
2. Place Mandible ant bait stations on or near building/structure exterior areas where ants are actively foraging such as near tree bases, along exterior walls, around garbage-collection areas, utility accesses, windows, vents, or along the ground next to structures.)

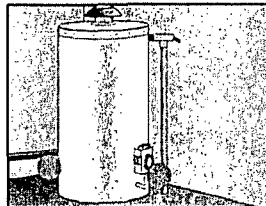
Restrictions:

- 1) Do not treat areas easily accessible to children or pets.

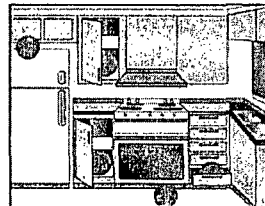
Optional Pictograms



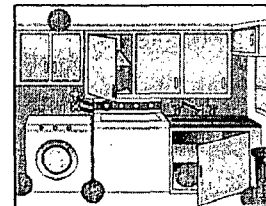
Bathroom



Basement



Kitchen



Laundry

6/10

**PRECAUTIONARY STATEMENTS:**

**Hazards to Humans and Domestic Animals**

**CAUTION:** Harmful if swallowed or absorbed through skin. Avoid contact with eyes, skin or clothing. Wash thoroughly with soap and water after handling and before eating, drinking, chewing gum, using tobacco or using the toilet. Pets may be attracted to the smell of the bait. Place baits in areas inaccessible to pets.

<<Due to label constraints first aid might not appear in a box. >>

<b>FIRST AID</b>	
<b>If Swallowed:</b>	<ul style="list-style-type: none"> <li>• Call a poison control center or doctor immediately for treatment advice.</li> <li>• Have person sip a glass of water if able to swallow.</li> <li>• DO NOT induce vomiting unless told to by a poison control center or doctor.</li> <li>• Do not give anything to an unconscious person.</li> </ul>
<b>If In Eyes:</b>	<ul style="list-style-type: none"> <li>• Hold eye open and rinse slowly and gently for 15-20 minutes. Remove contact lenses, if present, after the first 5 minutes, then continue rinsing.</li> <li>• Call a poison control center or doctor for treatment advice.</li> </ul>
<b>If On Skin Or Clothing</b>	<ul style="list-style-type: none"> <li>• Take off contaminated clothing.</li> <li>• Rinse skin immediately with plenty of water for 15-20 minutes.</li> <li>• Call a poison control center or doctor for treatment advice.</li> </ul>
<b>CONTACT NUMBER</b>	
In case of emergency, call toll free 1-800-228-4722. Have the product container or label with you when calling a Poison Control Center or doctor, or going for treatment.	

<b>STORAGE AND DISPOSAL</b>
<p><b>STORAGE:</b> Store in original container in a cool, dry area inaccessible to children.</p> <p><b>DISPOSAL:</b> Nonrefillable container. <b>If empty:</b> do not reuse or refill this container. Place in trash or offer for recycling, if available. <b>If partly filled:</b> call your local solid waste agency for disposal instructions. Never place unused product down any indoor or outdoor drain.</p>

7/10

**Labeling for Station**

**Mandible**

(Kills Ants)

**ACTIVE INGREDIENT:**

Indoxacarb . . . . . 0.10%

**OTHER INGREDIENTS:** . . . . . 99.90%

**TOTAL.** . . . . . 100.00%

(Net Contents :) X OZ. (X g)

EPA Reg. No.: 3282-XXX

EPA Est. No.: \_\_\_\_\_

**KEEP OUT OF REACH OF CHILDREN AND PETS**

**CAUTION: See outer package label for additional precautionary statements, first aid information and directions for use.**

Questions? {telephone icon} 1-800-228-4722

For ingredient (and other) information, [www.rbnainfo.com](http://www.rbnainfo.com)

Distributed by: Reckitt Benckiser  
Parsippany, NJ 07054-XXXX

(Made in {insert country}) (Assembled in {insert country}) (Components from {insert country})

© [date] RB. (All Rights Reserved.)

**Optional Marketing Claims:**

(x) (Disposable) Bait Station(s)

Up to 3 months control

Ant Baits

Ant Bait Stations

Bait attracts ants (in search of food)

Compact design

Continuous control

Control ant problems

Colony Control\*

Easy to use

Easy way to apply multiple bait placements

Formulated specifically for ants

Guaranteed to kill\*\* (\*\*Satisfaction Guaranteed or your Money back)

Helps (reduce) ant problems (infestations)

High grade (bait)

High quality ingredients

Indoor/Outdoor use

Keeps killing (ants) for up to 3 months

Kills (all) (major) household ants

Kills all major (pest) ant species

Kills (ants) at source

Kills ants for up to 3 months

Kills Ants (indoors and outdoors)

Kills (colony)\* (nest)\*

Kills Now Kills Later

Kills Pharaoh (ants), Harvester (ants), Carpenter (ants), Foraging (Red) (Imported) Fire (ants) \*

Kills Queen and the colony\*

Kills the ants you see and the ones you don't see

Lasts for up to 3 months

Low profile bait station

Lure & Kill (Formula)

Makes multiple bait placement quick and easy

Max Control

Multiple bait(s)

Multiple food ingredients

Multiple (baits) (foods)

Nest Kill\*

No clean up

No mess

No need to touch (the) bait when placing station



9/10

No odor formula  
Odorless baits  
Palatable (formula) (bait)  
Peanut butter and honey based (baits)  
Prebaited – (Ready to use)  
Preloaded bait station (Ready to use)  
Prevents ant infestation  
Protects your home against ants

Starts being quickly consumed by ants within 30 minutes  
Starts quickly killing (formula) within 30 minutes  
Starts quickly being consumed by ants within 30 minutes  
Starts rapidly controlling (formula) within 30 minutes  
Ready to use  
Specially formulated (bait)  
Specifically formulated to be attractive to all major ant species  
Specially formulated to (lure) (entice) (tempt) (attract) ants  
(With) (special) food-based ingredients to (lure) (entice) (tempt) (attract) ants  
(With) (Special) Honey, Palm Stearine, (Peanut Butter) Soya Flour (attracts) (lure)  
(entice) (tempt) ants to the bait  
(With) (Special) Honey, Palm Stearine, Peanut Butter, Soya Flour Bait(s)  
Honey & peanut (based) formulas

Use indoors and outdoors

\* For outdoor control of Fire or Harvester ant nests, use a broadcast or direct mound product.

10/10

**Optional Marketing Claims with Pictograms & Qualifier**

{The following claims can be used in conjunction with a pictogram and qualifier.}

Use (in) (kitchens) (baths) (closets) (cabinets) (under sinks) (near walls) (in basement)

Use inside (in) (cabinets) (closets) (garages) (attics)\*\*

Use under (between) (appliances)\*\*

Use inside (in) cabinets and (or) under (between) appliances\*\*

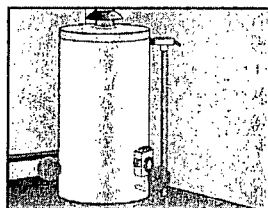
{The following qualifier statement must appear on the same panel and in close proximity to the above claims and pictograms}

\*\*Must adhere to the Directions for Use section of this label.

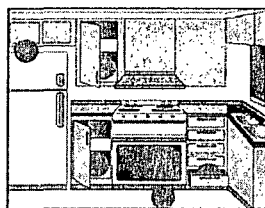
Optional pictograms:



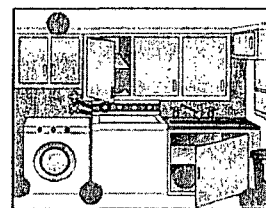
Bathroom



Basement



Kitchen



Laundry

**Optional**

**NOTICE TO BUYER AND USER:** Buyer and User assume all responsibility for safety and risk associated with any use not in accordance with directions. TO THE EXTENT CONSISTENT WITH APPLICABLE LAW, SELLER SHALL NOT BE LIABLE FOR CONSEQUENTIAL, SPECIAL OR INDIRECT DAMAGES RESULTING FROM THE USE OR HANDLING OF THIS PRODUCT AND SELLER'S SOLE LIABILITY AND BUYER'S AND USER'S EXCLUSIVE REMEDY SHALL BE LIMITED TO THE REFUND OF THE PURCHASE PRICE.