

d-CON PELLETS KILLS RATS AND MICE



DIRECTIONS FOR USE

For maximum effectiveness, baiting with d-CON. The most important part of any rodent control program is proper baiting. Bait trays should be placed in locations where signs indicate that rats have frequented. Look for signs of rats such as droppings, runways, burrows, claw marks, etc. Most important of all are those areas where rats are known to live, breed or feed. To be most effective, the best of all possible bait locations, if there is any, are: (1) rat frequenting areas of stale water, such as gutters, pipes, drains, ditch banks, etc.; (2) the area makes an ideal location for a protected bait placement. Other areas require bait tray placement procedures as follows:

1. Remove top from bait tray. Place one tray in each area which shows signs that it is likely to be a preferred feeding location. The tray should be covered by means of a bait box or lid and should be placed in a dark, out-of-the-way location. Bait trays should never be placed on the floor.
2. In most residential areas, baiting should start at least 20 days before the start of the new food supply for a period of time.
3. After 2 days, check bait trays at each location for evidence of consumption. If all the contents of the tray are consumed at any location, place a fresh tray. If only part of the bait tray has been consumed, place 2 or more fresh bait trays in the same location. Since rapid consumption of bait is a major indication of baiting, areas that show signs of baiting should be checked for additional bait trays and to correct any possible lack of feeding signs.
4. In all areas where the signs of rat infestation do not indicate a complete infestation, the trays should remain for additional days. To determine if the trays should be replaced, check the bait trays after 2 days to determine that the bait tray is still baited.

For better control, check trays for complete control control of bait and rat infestation. If you are baiting an area where there is a danger of rodents, tamper proof bait boxes should be used. These should be maintained. These should be checked periodically and tamper proof bait should be replaced.

CAUTION: Place bait trays only as described in the directions. Whether baiting is done inside or outside, trays should be placed in areas that are inaccessible to children, wild life, pets or domestic animals. If any bait tray placements are in easily accessible areas, tamper proof bait boxes should be used. In case of ingestion by humans, call physician. Treat as for overdose of Dicumarol.




MORE FARMERS BUY d-CON THAN ALL OTHER RAT AND MOUSE KILLERS COMBINED

STAYS "FACTORY FRESH"
d-CON comes to you pressure-sealed to stay "Factory Fresh"

4 READY TO USE BAIT FILLED TRAYS

For maximum effectiveness, make sure that the bait trays work even more effectively. d-CON comes pressure sealed in 4 bait filled trays.



SCIENTIFICALLY BALANCED BLEND OF NATURAL INGREDIENTS

CAUTION: Keep out of reach of children.

ACTIVE INGREDIENT: See other caution on back.
 Warfarin (alpha-Acylnaphthyl) 0.01%
 Diphacinone 0.01%
 NET INGREDIENTS 0.02%
 NET WT. 1 LB.
 We conform to a highly purified and refined standard.

EPA REG NO 3282 15 ZA

PELLETS
SCIENTIFICALLY
BALANCED
BLEND OF
NATURAL
INGREDIENTS

The result of years of research, this new exclusive d-CON formula is a blend of natural ingredients that appeal to rats. Test after test confirms these facts. The formula represents an ideal, scientifically balanced blend of natural ingredients which we call Pellets. The result is a superior d-CON formula that has a greater bait acceptance than ever before.

SATISFACTION GUARANTEED OR YOUR MONEY BACK!

THE d-CON COMPANY, INC.
 90 PARK AVENUE
 NEW YORK, NEW YORK 10016

Made and Printed in the U.S.A.

ACTUAL PACKAGE SIZE: 13 1/2" x 11 3/4"

