



United States
 Environmental Protection Agency
 Washington, DC 20460

☐ Registration
☐ Amendment
☒ Other

OPP Identifier Number

287223

28 A 1-1

Application for Pesticide - Section I

1. Company/Product Number 3125-569		2. EPA Product Manager George LaRocca	3. Proposed Classification <input checked="" type="checkbox"/> None <input type="checkbox"/> Restricted
4. Company/Product Name Tempo 1% Professional Dust Insecticide		PM#	
5. Name and Address of Applicant (Include ZIP Code) Bayer Corporation, Agriculture Division 8400 Hawthorn Road, P.O. Box 4913 Kansas City, MO 64120-0013 <input type="checkbox"/> Check. If this is a new address		6. Expedited Review. In accordance with FIFRA Section 3(c)(3) (b)(i), my product is similar or identical in composition and labeling to: EPA Reg. No. _____ Product Name _____	

Section - II

<input type="checkbox"/> Amendment - Explain below.	<input type="checkbox"/> Final printed labels in response to Agency letter dated 1/29/02	NOTIFICATION FEB 28 2002
<input type="checkbox"/> Resubmission in response to Agency letter dated _____	<input type="checkbox"/> "Me Too" Application.	
<input checked="" type="checkbox"/> Notification - Explain below.	<input type="checkbox"/> Other - Explain below.	

Explanation: Use additional page(s) if necessary. (For Section I and Section II.)

See Attached

Section - III

1. Material This Product Will Be Packaged In:					
Child-Resistant Packaging <input type="checkbox"/> Yes* <input type="checkbox"/> No	Unit Packaging <input type="checkbox"/> Yes <input type="checkbox"/> No	Water Soluble Packaging <input type="checkbox"/> Yes <input type="checkbox"/> No	2. Type of Container <input type="checkbox"/> Metal <input type="checkbox"/> Plastic <input type="checkbox"/> Glass <input type="checkbox"/> Paper <input type="checkbox"/> Other (Specify) _____		
* Certification must be submitted		If "Yes" Unit Packaging wgt..	No. Per Container	If "Yes" Package wgt.	No. Per Container
3. Location of Net Contents Information <input type="checkbox"/> Label <input type="checkbox"/> Container		4. Size(s) Retail Container		5. Location of Label Directions <input type="checkbox"/> On Label <input type="checkbox"/> On Labeling accompanying product	
6. Manner in Which Label is Affixed to Product <input type="checkbox"/> Lithograph <input type="checkbox"/> Paper Glued <input type="checkbox"/> Stenciled <input type="checkbox"/> Other _____					

Section - IV

1. Contact Point (Complete items directly below for identification of individual to be contacted, if necessary, to process this application.)				
Name Charles W. Boyd		Title Senior Registration Scientist		
		Telephone No. (Include Area Code) (816) 242-2457		
Certification I certify that the statements I have made on this form and all attachments thereto are true, accurate and complete. I acknowledge that any knowingly false or misleading statement may be punishable by fine or imprisonment or both under applicable law.			6. Date Application Received (Stamped)	
2. Signature 		3. Title Director, Federal Regulatory Affairs		
4. Typed Name Julie M. Spagnoli		5. Date February 19, 2002		

2/7


Section II - Explanation

Bayer Corporation is submitting a **Notification** of alternate brand name for Tempo® 1% Professional Dust Insecticide. The alternate brand name is Bayer Professional Care Tempo® 1% Dust Insecticide Ready to Use. We are also sending 2 copies of the final printed labels at this time.



This notification is consistent with the provision of PR Notice 95-2 and EPA regulations at 40 CFR 152.46, and no other changes have been made to the labeling or the confidential statement of formula of this product. I understand that it is a violation of 18 U.S.C. Sec. 1001 to willfully make any false statement to EPA. I further understand that if this notification is not consistent with the terms of PR Notice 95-2 and 40 CFR 152.46, this product may be in violation of FIFRA and I may be subject to enforcement action and penalties under sections 12 and 14 of FIFRA.

NOTIFICATION

FEB 28 2002



NOTIFICATION
FEB 28 2002



TEMPO® 1% DUST

INSECTICIDE
READY-TO-USE

For Use Only By Pest Management Professionals and Commercial Applicators.

ACTIVE INGREDIENT:

Cyfluthrin,	
cyano(4-fluoro-3-phenoxyphenyl)methyl-3-(2,2-dichloroethyl)-	
2,2-dimethyl-cyclopropanecarboxylate	1%

INERT INGREDIENTS 99%

100%

EPA Reg. No. 3125-569

EPA Est. indicated by 2nd and 3rd digit of the batch number on this package.
(65) = 432-TX-1 (39) = 58996-MO-1

Net Contents: 1.25 pounds


STOP – Read the label before use.

Keep out of reach of children.

CAUTION

See back panel for additional precautions.

919484



Bayer Corporation
Professional Care
Box 4913, Kansas City, MO 64120-0013
(800) 842-8020
www.bayerprocentral.com

012902

4/7

Serial Bar Code Area <small>Scrape residue numbers here</small>	PRECAUTIONARY STATEMENTS	
	HAZARDS TO HUMANS AND DOMESTIC ANIMALS	
	CAUTION: Causes moderate eye irritation. Harmful if swallowed, inhaled or absorbed through the skin. Do not get into eyes, on skin, or on clothing. Avoid breathing dust. If clothing becomes contaminated, remove and wash before reuse. Wash hands thoroughly with soap and warm water after handling.	
	FIRST AID	
	If in eyes	<ul style="list-style-type: none">• Hold eye open and rinse slowly and gently with water for 15 to 20 minutes. Remove contact lenses, if present, after the first 5 minutes, then continue rinsing eye.• Call a poison control center or doctor for treatment advice.
	If swallowed	<ul style="list-style-type: none">• Call a poison control center or doctor immediately for treatment advice.• Have person sip a glass of water if able to swallow.• Do not induce vomiting unless told to by a poison control center or doctor.• Do not give anything to an unconscious person.
	If inhaled	<ul style="list-style-type: none">• Move person to fresh air.• If person is not breathing, call 911 or an ambulance, then give artificial respiration, preferably mouth-to-mouth if possible.• Call a poison control center or doctor for further treatment advice.
	If on skin	<ul style="list-style-type: none">• Take off contaminated clothing.• Rinse skin immediately with plenty of water for 15 to 20 minutes.• Call a poison control center or doctor for treatment advice.
	Have the product container or label with you when calling a poison control center or doctor or going for treatment. The Bayer Kansas City Emergency Response Telephone No. is 800-414-0244.	
	Note To Physician: No specific antidote is available. Treat the patient symptomatically.	
	ENVIRONMENTAL HAZARDS	
	<p>This pesticide is toxic to fish. For terrestrial uses, do not apply directly to water, or to areas where surface water is present or to intertidal areas below the mean high water mark. Apply this product only as specified on this label.</p> <p>See booklet accompanying this container for complete labeling including Directions for Use, Storage and Disposal, and Conditions of Sale.</p>	
	909484	012902

PRO FACTS

- Ready-to-use
- Low Odor
- Non-staining

TEMPO 1% DUST Insecticide Ready To Use	Contains 1% cyfluthrin
CONTROLS	<ul style="list-style-type: none"> • Ants, cockroaches, and other crawling pests • Bees and wasps • Pantry and stored product pests • Wood-infesting pests • For specific insects, see inside label
WHERE TO APPLY	In and around buildings and structures
COVERAGE	Treats up to 8,000 square feet (4 lb size)
HOW TO APPLY	Directly in voids, cracks and crevices. For bees, wasps and ant mounds, see directions inside. Use appropriate dusting or injection equipment.
RE-APPLY	Every 7 to 10-days, if needed
QUESTIONS??	For questions or comments, call toll-free 1-800-842-8020 www.bayerprocentral.com

See inside or under booklet for additional precautions.



TEMPO® 1% DUST INSECTICIDE READY-TO-USE

For Use Only By Pest Management Professionals and Commercial Applicators.

ACTIVE INGREDIENT:

Cyfluthrin, cyano(4-fluoro-3-phenoxyphenyl)methyl-3- (2,2-dichloroethenyl)-2,2-dimethyl- cyclopropanecarboxylate	1%
INERT INGREDIENTS	99%
	100%

EPA Reg. No. 3125-569

EPA Est. indicated by 2nd and 3rd digit of the batch number on this package. (65) = 432-TX-1 (39) = 58996-MO-1

Net Contents: 1.25 pounds

STOP – Read the label before use.

Keep out of reach of children.

CAUTION

909484

012902



Bayer Corporation
Professional Care
Box 4913, Kansas City, MO 64120-0013
(800) 842-8020
www.bayerprocentral.com

PRECAUTIONARY STATEMENTS

HAZARDS TO HUMANS AND DOMESTIC ANIMALS

CAUTION: Causes moderate eye irritation. Harmful if swallowed, inhaled or absorbed through the skin. Do not get into eyes, on skin, or on clothing. Avoid breathing dust. If clothing becomes contaminated, remove and wash before reuse. Wash hands thoroughly with soap and warm water after handling.

FIRST AID

If in eyes	<ul style="list-style-type: none"> • Hold eye open and rinse slowly and gently with water for 15 to 20 minutes. Remove contact lenses, if present, after the first 5 minutes, then continue rinsing eye. • Call a poison control center or doctor for treatment advice.
If swallowed	<ul style="list-style-type: none"> • Call a poison control center or doctor immediately for treatment advice. • Have person sip a glass of water if able to swallow. • Do not induce vomiting unless told to by a poison control center or doctor. • Do not give anything to an unconscious person.
If inhaled	<ul style="list-style-type: none"> • Move person to fresh air. • If person is not breathing, call 911 or an ambulance, then give artificial respiration, preferably mouth-to-mouth if possible. • Call a poison control center or doctor for further treatment advice.
If on skin	<ul style="list-style-type: none"> • Take off contaminated clothing. • Rinse skin immediately with plenty of water for 15 to 20 minutes. • Call a poison control center or doctor for treatment advice.

Have the product container or label with you when calling a poison control center or doctor or going for treatment. The Bayer Kansas City Emergency Response Telephone No. is 800-414-0244.

Note To Physician: No specific antidote is available. Treat the patient symptomatically.

ENVIRONMENTAL HAZARDS

This pesticide is toxic to fish. For terrestrial uses, do not apply directly to water, or to areas where surface water is present or to intertidal areas below the mean high water mark. Apply this product only as specified on this label.

DIRECTIONS FOR USE

It is a violation of Federal law to use this product in a manner inconsistent with its labeling.

IMPORTANT: Read these entire Directions for Use and Conditions of Sale before using TEMPO 1% DUST Insecticide Ready To Use.

PESTS

For residual pest control in and around buildings, structures, food/feed handling establishments and modes of transport.

This includes houses, hotels, motels and other non-food areas of stores, warehouses, hospitals, food processing facilities, and modes of transport. For a list of common facilities where this product may be used, see appendix.

General Household Pests

Crawling Pests	Firebrats	Flying Pests
Ants (except Pharaoh)	Ground Beetles	Bees
Bedbugs	Millipedes	Hornets
Boxelder Bugs	Pillbugs	Wasps
Carpet beetles	Scorpions	Yellow jackets
Caterpillars	Silverfish	
Clothes moths	Sowbugs	
Cockroaches	Spiders	
Crickets		
Earwigs		

Pantry and Stored Product Pests

Beetles (exposed adults & immature stages)	Leather	Moths
Cadelle	Lesser grain borer	Indian meal
Cigarette	Lesser mealworm	Mediterranean flour
Confused Flour	Merchant grain	
Darting	Mealworm	
Dermeestid	Red flour	
Granary weevil	Rice weevil	
Hide	Sawtoothed grain	
Larder	Warehouse	

Wood-Infesting Pests*

Beetles	Powderpost	Termites
Ambrosia	Carpenter ants	Subterranean
Deathwatch	Carpenter bees	Formosan
False powderpost		Drywood
Old house borer		

* The purpose of such applications of TEMPO 1% DUST for termites is to kill workers or winged reproductive forms which may be present in treated channels at the time of treatment. Such applications are not a substitute for mechanical alteration, soil treatment, or fumigation treatment, but merely a supplement. This product is not recommended as sole protection against termites. For active indoor termite infestations get a professional inspection.

Continued

6/7

PESTS (Continued)	
WHERE TO APPLY	<ul style="list-style-type: none"> • Apply where pests have been seen or found or can find shelter. • In living areas, avoid deposits on exposed surfaces and avoid introducing the dust into the air. Apply in wall voids, cracks and crevices; in or behind baseboards, service ducts, false floors and ceilings; around electrical entrances, water and sewer pipe entrances; under and behind cabinets, refrigerators, and sinks; in equipment legs and bases; around window and door frames; in attics and crawl spaces. • For specific sites, see appendix.
USE RATE	0.5 lb to 1 lb of TEMPO 1% DUST per 1000 square feet.
HOW TO APPLY (also see APPLICATION FOR PESTS)	Apply directly into voids, cracks and crevices using hand or power dusters or other suitable equipment. Apply lightly and uniformly.
WHEN TO APPLY	<ul style="list-style-type: none"> • When pests are seen or found. • Every 7 to 10 days, if needed.
RESTRICTIONS	<ul style="list-style-type: none"> • In living areas, avoid deposits on exposed surfaces and avoid introducing the dust into the air. • Do not use in aircraft cabins. • Do not apply in any rooms while the elderly or infirm are present. • Do not apply in occupied classrooms. • Do not apply to clothing. • Do not apply to food/feed areas of commercial food/feed handling establishments, restaurants, or other commercial establishments where food/feed is commercially prepared, processed or served. • Do not apply to animal feedstuffs or watering equipment.

APPLICATION FOR PESTS	
CRAWLING PESTS	
Ants	Apply to voids, cracks and crevices in and around doors and windows, baseboard cracks, and other places where ants enter structures.
Bedbugs	Apply to areas such as mattress folds and tufts, spring coils, cracks or hollow places in bed frames, furniture upholstery, and picture frame moldings. Let powder remain on treated surfaces for 4 to 6 hours, then vacuum the powder thoroughly, dispose of the vacuum bag properly, and place clean linens on the bed.
Carpet beetles	Apply under edges of floor coverings, baseboard cracks, under rugs and furniture, and in cracks and crevices in closets.
Clothes moths and silverfish	Apply to cracks and crevices in closets and other storage areas. This is an adjunct treatment and will not control moth larvae already on the clothes. Do not apply to clothing.
Fire Ants (including Red Harvester Ants, and Pavement Ants)	<p>USE RATE: 2 to 6 teaspoons of TEMPO 1% DUST per mound.</p> <p>Avoid disturbing the mound before applying. If possible, treat all colonies in the area.</p> <p>Distribute the product evenly over each mound and around the perimeter of the mound (about 18 inches from the outer edge); use the higher rates for larger mounds.</p> <p>For best results, water mounds gently after applying. High water pressure will cause the ants to move the mound.</p> <p>Treat new mounds as they appear.</p>
FLYING PESTS	
Bees, Hornets, Wasps, Yellow jackets	Thoroughly dust nests and entrances and surrounding areas. To treat nests in wall voids, drill a hole in the area, dust entrance and surrounding areas. Wear protective clothing if necessary to avoid stings. You may also help avoid stings by treating wasp and bee nests in the evening when the insects are less active and are inside the nest. For best results, check nests within one or two days to ensure complete kill. Remove and destroy treated nests to prevent emergence of newly hatched insects, secondary pest problems, and possible staining from honey. If removal is not possible, retreat the nest, if necessary.

Continued

APPLICATION FOR PESTS (Continued)	
PANTRY & STORED PRODUCT PESTS	
Beetles and Moths	Clean area thoroughly, removing infested foodstuffs and all utensils, uncovered foodstuffs (or any with opened package), shelf paper and other objects. Apply in voids, cracks and crevices behind and under cupboards, food storage areas, and cabinets. Do not apply directly on food, utensils, or food storage shelves.
WOOD-INFESTING PESTS	
Termites and wood-infesting beetles	Apply to voids and galleries in damaged wood, in spaces between wooden structural members, and between the sill plate and foundation where wood is vulnerable. For inaccessible areas, drill into the damaged wood or wall voids and then inject dust using a suitable directional injector. Note that drilling and treating may not give complete coverage of infested and vulnerable voids or galleries.
Termite carton nests	Termite carton nests in building voids may be injected with a pointed injection tool at varying depths. For best results, remove carton nests material when possible.
Above-ground termites and carpenter ants	For control inside trees, utility poles, fencing and decking materials and similar structural members, drill to find the interior infested cavity and inject dust.
Carpenter ants	Treat wall voids by access around electrical entrances, water lines or similar openings. Apply to voids, cracks and crevices in and around doors and windows, under fascia boards, top of sill plate, cracks and crevices in crawl space, under shingles, behind gutters, and other areas where carpenter ants may enter.
Carpenter bees	Apply directly into gallery entrance holes. Leave entrance holes open for 24 hours after treatment to be sure that returning bees are also killed. When there is no activity, seal the hole with a suitable sealant.

STORAGE AND DISPOSAL	
Do not contaminate water, food, or feed by storage or disposal.	
Storage:	<ul style="list-style-type: none"> • Store in a cool, dry place and in such a manner as to prevent cross contamination with other pesticides, fertilizers, food, or feed. • Store in original containers and out of the reach of children, preferably in a locked storage area. • Handle and open container in a manner as to prevent spillage.
Pesticide Disposal:	Pesticide wastes are hazardous. Improper disposal of excess pesticide is a violation of Federal law. If these wastes cannot be disposed of by use according to label instructions, contact your State Pesticide or Environmental Control Agency, or the Hazardous Waste representative at the nearest EPA Regional Office for guidance.
Container Disposal:	<ul style="list-style-type: none"> • Do not use container in connection with food, feed, or drinking water. • Completely empty container into application equipment. • Dispose of container by offering for recycling or reconditioning or puncture and dispose of container in a sanitary landfill, or incinerator, or if allowed by state and local authorities by burning. If burned, stay out of smoke.
Spills:	<p>If the container is leaking or material is spilled for any reason or cause, carefully sweep material into a pile. Refer to Precautionary Statements on label for hazards associated with the handling of this material.</p> <ul style="list-style-type: none"> • Do not walk through spilled material. • Dispose of pesticide as directed above. • Keep unauthorized people away. • You may contact the Bayer Emergency Response Team for decontamination procedures or any other assistance at 800-414-0244 or contact Chemtrec at 800-424-9300.

7/7

CONDITIONS OF SALE. Read Before Using.

- THE DIRECTIONS ON THIS LABEL WERE DETERMINED THROUGH RESEARCH TO BE APPROPRIATE FOR THE CORRECT USE OF THIS PRODUCT.
- THIS PRODUCT HAS BEEN TESTED UNDER DIFFERENT ENVIRONMENTAL CONDITIONS BOTH INDOORS AND OUTDOORS SIMILAR TO THOSE THAT ARE ORDINARY AND CUSTOMARY WHERE THE PRODUCT IS TO BE USED.
- INSUFFICIENT CONTROL OF PESTS OR PLANT INJURY MAY RESULT FROM THE OCCURRENCE OF EXTRAORDINARY OR UNUSUAL CONDITIONS, OR FROM FAILURE TO FOLLOW LABEL DIRECTIONS.
- IN ADDITION, FAILURE TO FOLLOW LABEL DIRECTIONS MAY CAUSE INJURY TO ANIMALS, MAN, AND DAMAGE TO THE ENVIRONMENT. BAYER OFFERS, AND THE BUYER ACCEPTS AND USES, THIS PRODUCT SUBJECT TO THE CONDITIONS THAT EXTRAORDINARY OR UNUSUAL ENVIRONMENTAL CONDITIONS, OR FAILURE TO FOLLOW LABEL DIRECTIONS ARE BEYOND THE CONTROL OF BAYER AND ARE, THEREFORE, THE RESPONSIBILITY OF THE BUYER.

APPENDIX

FOR RESIDUAL PEST CONTROL IN AND AROUND BUILDINGS

Permitted areas of use include, but are not limited to:

animal quarters and kennels	hospitals (see restrictions)	schools (see restrictions)
apartment buildings	hotels and motels	spice plants
bakeries	houses	stores and institutions
bottling facilities	industrial buildings and installations	theaters
breweries	kitchens	utility vaults and conduits
cafeterias	laboratories	warehouses
candy plants	livestock housing structures	wineries and similar structures
cereal processing and manufacturing plants	manufacturing establishments	zoos
correctional facilities	mausoleums	transportation vessels
dairies and dairy product processing plants	pet kennels	such as aircraft (see restrictions), buses, trucks, trailers, rail cars, and marine vessels
day care centers	meat and produce canneries	
frozen food plants	mobile homes and recreational vehicles	
grain mills	nursing homes (see restrictions)	
granaries	pickles factories	
greenhouses (structures only)	restaurants	
grocery stores and supermarkets		

For Food/Feed Handling Establishments

TEMPO 1% DUST applications are permitted in non-food/feed areas of food handling establishments only as a void or crack and crevice treatment. It is not permitted in the food/feed areas of food/feed handling establishments.

Food/feed handling establishments are defined as places other than private residences where exposed food/feed is held, processed, prepared or served. Included also are areas for receiving, storing, packing (canning, bottling, wrapping, boxing), preparing, edible waste storage and enclosed processing systems (mills, dairies, edible oils, syrups) of food. Serving areas where food is exposed and the facility is in operation are also considered food areas.

Non-food/non-feed handling areas of food/feed handling establishments include garbage rooms, lavatories, floor drains (to sewers), entries and vestibules, offices, locker rooms, machine rooms, boiler rooms, garages, mop closets, and storage (after canning or bottling).

909484

012902

NOTES

NOTES

