

(FRONT PANEL)

# Tempo® 2.5 SC Ultra

## Concentrate Insecticide

- Controls listed wood-infesting, stinging, crawling and flying insects on contact
- Kills and protects against wood-destroying & home-invading insects
- Kills termites, carpenter ants, & other wood-destroying and home-invading insects
- Kills Subterranean, Formosan, and Drywood Termites on contact
- Kills over 75 types of insects around home, garden, and lawn
- Kills ticks that transmit Lyme Disease
- Creates protective barrier around home
- Keeps wood-destroying and other home-invading insects out of your home
- For use on listed sites
- Controls Home-Invading Pests for up to 3 months and Lawn & Landscape Pests for up to 14 days.
- One Quart makes up to 384 gallons of product
- Low odor formula
- Will not stain or damage exterior surfaces

**ACTIVE INGREDIENT:**

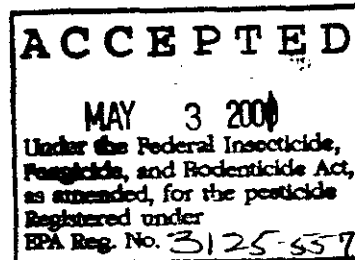
β Cyfluthrin ..... 2.5 %  
 OTHER INGREDIENTS ..... 97.5 %

Net Contents: 32 fl oz (946 mL) or 64 fl. oz. (1.89 L)

**KEEP OUT OF REACH OF CHILDREN**

### CAUTION

See Back Panel Booklet for Additional Ingredients and Precautionary Statements



275

**(BACK PANEL)**



TEMPO 2.5 SC ULTRA CONCENTRATE INSECTICIDE provides a better way to protect your home against termites, carpenter ants, and other wood-destroying pests. This convenient formula kills home invading insects on contact and keeps working for up to 3 months. Protecting your home, garden, and lawn from damaging insects has never been easier.

**FOR OUTDOOR HOMEOWNER USE ONLY**

<b>ACTIVE INGREDIENT:</b>	
β Cyfluthrin	2.5 %
<b>OTHER INGREDIENTS*</b>	97.5 %
<b>TOTAL</b>	100.0 %

\* Other ingredients include: Water, surfactants (keeps the active ingredient uniformly dispersed), glycerin (freeze/thaw recovery aid), thickening agents, preservative and antifoam.

**READ THE LABEL FIRST!**

<b>QUICK FACTS</b>		
<ul style="list-style-type: none"> <li>• One Quart treats up to 21,000 sq. ft. (approx. half the size of a football field)</li> <li>• Protects against wood-damaging and home-invading insects</li> <li>• Effective home barrier treatment</li> <li>• Kills on contact</li> <li>• Convenient MEASURE-UP CUP™</li> </ul>		
<b>KILLS</b>	Termites, Ants, Carpenter Ants, Spiders, Ticks, Fleas and other listed pests.	
<b>WHERE TO USE</b>	Houses, pet quarters & other outbuildings (foundations, walls, eaves, doorways, window frames), decks, patios & porches, walks, garages, garbage cans & garbage areas, fences, posts & poles, stored lumber, woodpiles, lawns, landscape trees, shrubs, flowers, ground covers, vines, tree stumps and other listed areas.	
<b>WHEN TO USE</b>	To control and prevent insect infestations	
<b>COVERAGE</b>	<b>Pest</b>	
	<b>One Quart Treats up to:</b>	
	Termites	13 ft. of trench length
	Wood-Destroying & Home-Invading Pests	10,500 sq. ft.
	Lawn Pests	21,000 sq. ft.
	Landscape Pests	190 medium size trees or 6,000 medium size shrubs
	<b>TIP:</b> To determine 'square feet', measure length & width of the area to be treated to the nearest foot and multiply the two readings together.	
  For questions or comments, call toll-free 1-877-BayerAH or visit us on-line at <a href="http://www.BayerAdvanced.com">www.BayerAdvanced.com</a> .		

EPA Reg. No. 3125-LLT

EPA Est. No. -AA-

<b>DIRECTIONS FOR USE</b>	
It is a violation of Federal Law to use this product in a manner inconsistent with its labeling.	
For best results, read and follow all label directions.	
<b>BEFORE YOU USE</b>	<ul style="list-style-type: none"> <li>• Do not apply near fish pools, ponds, streams, rivers or lakes.</li> <li>• Apply to flowering plants early morning or late evening, when bees are not present.</li> <li>• Do not apply to plants grown for food.</li> <li>• Food utensils such as measuring spoons and measuring cups should not be used for food purposes after use with insecticides.</li> <li>• Do not apply in or on electrical equipment due to possibility of shock.</li> </ul>
Read and follow directions when using.	
<b>HOW TO USE</b>	Shake well before use.

<b>Subterranean Termites</b>	
<b>Building Foundations:</b>	
Use 3/4 Cup (6 fl. oz.) of TEMPO 2.5 SC ULTRA CONCENTRATE INSECTICIDE per gallon of water.	
Prevents subterranean termite infestations. For outdoor homeowner post-construction use only. If termites are found within the house or structure, contact a licensed pest control operator for treatment.	
<b>HOW TO APPLY</b>	<ol style="list-style-type: none"> <li>1. Dig a trench next to the foundation, 6" wide and 6" deep or down to the top of the footing, whichever is less. Never dig below the top of a footing (to avoid shifting the foundation). Remove &amp; discard any scrap wood unearthed while digging.</li> <li>2. Apply 4 gallons of diluted product to every 10 feet of trench length. Refill trench with soil mixing with liquid.</li> <li>3. Reapplication should only be made when there has been a disruption of the chemical barrier in the soil due to construction, excavation, landscaping, etc. Reapplication should be made as a spot treatment to those areas. Annual reapplication of the entire premises must be avoided.</li> </ol>

<b>Deck &amp; Fence Posts</b>	
Use 1/4 Cup (2 fl. oz.) of TEMPO 2.5 SC ULTRA CONCENTRATE INSECTICIDE per gallon of water.	
<b>HOW TO APPLY</b>	To protect wooden posts & wooden poles (fence, deck, mailbox, etc.), place post or pole in hole and evenly disperse one gallon of diluted product in soil around post.

<b>Firewood</b>	
Use 2 Tbs. (1 fl. oz.) of TEMPO 2.5 SC ULTRA CONCENTRATE INSECTICIDE per gallon of water.	
<b>HOW TO APPLY</b>	Treat each 8 square feet of ground with 1 gallon of diluted product prior to stacking.


<b>Other Wood-Destroying Pests</b>	
Use 2 Tbs. (1 fl. oz.) of TEMPO 2.5 SC ULTRA CONCENTRATE INSECTICIDE per gallon of water.	
Above Ground Termites (Drywood, Formosan), Carpenter Ants, Carpenter Bees & Wood-Infesting Beetles (Ambrosia Beetles, Deathwatch Beetles, False Powderpost Beetles, Old House Borer Beetles, Powderpost Beetles)	
<b>HOW TO APPLY</b>	<ul style="list-style-type: none"> <li>Spray or brush evenly onto outdoor wooden surfaces. Spray into areas of known or suspect insect activity such as holes, voids and channels in damaged wood, spaces between wooden parts of a structure, spaces between different types of building materials (for example, wood and concrete) and cracks &amp; crevices. Spray exposed insects.</li> <li>Carpenter Bee holes should be filled with a suitable sealant when there is no evidence of bee activity, usually 24 hours after treating holes.</li> <li>To keep insects from entering the house, spray a 3 foot band on the ground around the house next to the foundation. Spray the foundation of the house to a height of 1 - 2 feet. Spray around doors, windows and other possible entry points.</li> <li>To protect firewood from Carpenter Ants, treat each 8 square feet of ground with 1 gallon of diluted product prior to stacking.</li> </ul>
<b>FOR BEST RESULTS</b>	<ul style="list-style-type: none"> <li>Use a Hose-End Sprayer for large areas.</li> </ul>


<b>Home Invading Pests</b>	
Use 2 Tbs. (1 fl. oz.) of TEMPO 2.5 SC ULTRA CONCENTRATE INSECTICIDE per gallon of water. Three gallons of diluted product will treat 1,000 sq. ft.	
Ants, Boxelder Bugs, Carpenter Ants, Cecidflies, Centipedes, Clusterflies, Cockroaches, Crickets, Elm Leaf Beetle, Firebrats, Fleas, Flies, Gnats, Ground Beetles, Midges, Millipedes, Mosquitoes, Moths, Scorpions, Silverfish, Spiders, Ticks	
<b>HOW TO APPLY</b>	<ul style="list-style-type: none"> <li>Spray where these pests may be found or could enter the house, pet quarters or other outbuilding. For example, the walls, eaves, doorways &amp; window frames of the house; spaces between different types of building materials and other cracks &amp; crevices; decks, patios &amp; porches, walks; garages; garbage cans &amp; garbage areas; stored lumber &amp; woodpiles; under trees &amp; shrubs.</li> <li>To keep insects from entering the building, spray a 3 foot band on the ground around the house next to the foundation. Also spray the foundation of the house to a height of 1 - 2 feet.</li> </ul>
Bees, Hornets, Wasps and Yellow Jackets	
<b>HOW TO APPLY</b>	<ul style="list-style-type: none"> <li>Adjust sprayer nozzle to pin stream &amp; spray nest during evening when insects are at rest.</li> </ul>

<b>Lawn Pests</b>	
Use 1 Tbs. (1/2 fl. oz.) of TEMPO 2.5 SC ULTRA CONCENTRATE INSECTICIDE per gallon of water. Three gallons of diluted product will treat 1,000 sq. ft.	
<b>Pests Above Ground:</b> Ants, Armyworms, Black Turfgrass Ataenius (adult), Bluegrass Billbug (adult), Chiggers, Chinch Bugs, Crickets, Cutworms, Earwigs, Fleas, Grasshoppers, Hyperodes Weevil (adult), Japanese Beetles (adult), Scorpions, Sod Webworms, Ticks (including Deer Ticks)	
<b>HOW TO APPLY</b>	Hose-End Sprayers work best on large areas while Pump Style Sprayers & Sprinkling Cans work best for spot treating smaller sections of the lawn.
<b>FOR BEST RESULTS</b>	Do not mow or water lawn for at least 24 hours to keep the insecticide above ground.
<b>Pests Below Ground:</b> Fire Ants (aids in control only), Mole Crickets	
<b>HOW TO APPLY</b>	<ul style="list-style-type: none"> <li>Hose-End Sprayers work best on large areas while Pump Style Sprayers &amp; Sprinkling Cans work best for spot treating smaller sections of the lawn.</li> <li>To control Fire Ants, thoroughly drench the entire mound.</li> </ul>
<b>FOR BEST RESULTS</b>	<ul style="list-style-type: none"> <li>Water lawn thoroughly after application to move insecticide below ground.</li> <li>Do not mow lawn until thoroughly watered in.</li> </ul>

<b>Landscape Pests</b>	
Use 1/2 tsp. of TEMPO 2.5 SC ULTRA CONCENTRATE INSECTICIDE per gallon of water.	
Ants, Aphids, Armyworms, Azalea Caterpillars, Bagworms, Boxelder Bugs, Bristly Rose Slugs, Budworms, California Oakworms, Cankerworms, Casebearers, Clover Mites, Cockroaches, Crickets, Cutworms, Elm Leaf Beetles, Elm Spanworms, Flea Beetles, Flies, Fungus Gnats, Grasshoppers, Gypsy Moth Larvae, Japanese Beetles (adult), June Beetles (adult), Lace Bugs, Leaf-feeding Caterpillars, Leafrollers, Leaf Skeletonizers, Mealybugs, Midges, Mosquitoes, Oleander Moth Larvae, Orchid Weevil, Pear Psylla, Peppertree Psyllid, Pillbugs, Pine Shoot Moths, Pine Tip Moths, Plant Bugs, Redhumped Caterpillars, Sawfly Larvae, Scale Insects (crawler stages), Sowbugs, Spiders, Spittlebugs, Striped Beetles, Striped Oakworms, Tent Caterpillars, Thrips, Ticks (including Deer Ticks), Tussock Moth Larvae, Wasps, Walnut Caterpillars, Webworms, Whiteflies, Yellownecked Caterpillars	
<b>FOR USE ON</b>	Landscape Trees & Shrubs, Roses & Flowers (Annuals, Biennials, Perennials), Ground Covers and Vines
<b>HOW TO APPLY</b>	<ul style="list-style-type: none"> <li>• Spray leaves until evenly coated, but not dripping.</li> <li>• To kill insects that hide, spray underside of leaves.</li> <li>• To achieve outdoor cockroach control, spray hiding or resting places such as under shrubbery &amp; ground covers and in mulch &amp; hollow trees.</li> </ul>
<b>FOR BEST RESULTS</b>	<ul style="list-style-type: none"> <li>• Keep foliage dry for one hour after application.</li> <li>• Avoid serious damage to plants. Begin treatment as soon as insects or damage first appears.</li> </ul>


<b>APPLICATION METHODS</b>	
<b>Sprinkling Can or Bucket</b>	<ol style="list-style-type: none"> <li>1. Shake well. Add the appropriate amounts of concentrate and water to sprinkling can or bucket.</li> <li>2. Mix well and apply.</li> </ol>
<b>Pump Style Sprayers</b>	<ol style="list-style-type: none"> <li>1. Shake well. Add the appropriate amounts of concentrate and water to Sprayers the sprayer tank.</li> <li>2. Close sprayer, shake well and pressurize.</li> <li>3. Adjust nozzle to a coarse spray pattern and apply.</li> <li>4. Occasionally re-pressurize the sprayer if needed to maintain a good spray pattern.</li> </ol>
<b>Dial-Style Hose-End Sprayers</b>	<ol style="list-style-type: none"> <li>1. Shake well. Fill sprayer jar with enough concentrate to cover plants to be treated. Close sprayer and set dial. TIP: The numbers on Dial-Style Hose-End Sprayers are ounces of Concentrate per gallon of spray.</li> <li>2. Attach sprayer to hose and apply.</li> </ol>
<b>Concentrate Plus Water Hose-End Sprayers</b>	<ol style="list-style-type: none"> <li>1. Shake well. Pour concentrate into sprayer jar to the required fluid ounce level.</li> <li>2. Add the appropriate amount of water to the gallons level.</li> <li>3. Replace sprayer top and shake well.</li> <li>4. Attach sprayer to hose and apply.</li> </ol>

	Children and pets may reenter the treated area after it has dried.
---	--

<b>IMPORTANT: Directions for Storage and Disposal</b>	
<b>Storage Conditions:</b>	Store in original container in a cool, dry place, out of the reach of children, preferably in a locked storage cabinet.
<b>Disposal:</b>	 <ul style="list-style-type: none"> <li>• Do not reuse empty container.</li> <li>• Rinse the empty product container thoroughly and use the rinse water as part of a treatment.</li> <li>• Place empty container in trash.</li> </ul>
<b>Important:</b> It is best to use all of the product in accordance with label directions. If it is necessary to dispose of unused product, please follow any applicable state and local guidelines. Never pour any insecticide down the drain.	

<b>PRECAUTIONARY STATEMENTS HAZARDS TO HUMANS AND DOMESTIC ANIMALS</b>
<b>CAUTION</b>
<ul style="list-style-type: none"> <li>• Harmful if swallowed, absorbed through skin or inhaled.</li> <li>• Causes moderate eye irritation.</li> <li>• Avoid contact with skin, eyes or clothing.</li> <li>• Avoid breathing spray mist.</li> <li>• Washing hands thoroughly with soap and water after handling and before eating, drinking, chewing gum, or using tobacco will reduce exposure.</li> <li>• When using this product, wear long-sleeved shirt, long pants, socks, shoes and rubber gloves. Removing and washing contaminated clothing before reuse may reduce exposure.</li> </ul>

5 4 5

FIRST AID 	
IN CASE OF ACCIDENTAL...	IMMEDIATELY...
Swallowing	<ul style="list-style-type: none"> <li>• Call a poison control center or doctor immediately for treatment advice.</li> <li>• Have person sip a glass of water if able to swallow.</li> <li>• Do not induce vomiting unless told to do so by a poison control center or doctor.</li> <li>• Do not give anything to an unconscious person.</li> </ul>
Contact with Eyes	<ul style="list-style-type: none"> <li>• Hold eye open and rinse slowly and gently with water for 15 to 20 minutes.</li> <li>• Remove contact lenses, if present, after the first 5 minutes, then continue rinsing eye.</li> <li>• Call a poison control center or doctor for treatment advice.</li> </ul>
Contact with Skin	<ul style="list-style-type: none"> <li>• Take off contaminated clothing.</li> <li>• Rinse skin immediately with plenty of water for 15 to 20 minutes.</li> <li>• Call a poison control center or doctor for treatment advice.</li> </ul>
Inhalation	<ul style="list-style-type: none"> <li>• Move person to fresh air.</li> <li>• If not breathing, call 911 or an ambulance, then give artificial respiration, preferably by mouth-to-mouth, if possible.</li> <li>• Call a poison control center or doctor for further treatment advice.</li> </ul>
<p><b>NOTE:</b> When calling poison control center, have this product label accessible. If seeking treatment at an emergency room or doctor's office, bring this product label to show medical personnel. You may call toll-free 877-229-3763 for medical emergency information. Active Ingredient: 2.5% <math>\beta</math> Cyfluthrin (CAS #68359-37-5).</p>	

ENVIRONMENTAL HAZARDS
<ul style="list-style-type: none"> <li>• This product is highly toxic to fish and aquatic invertebrates. Do not apply directly to water.</li> <li>• This product is highly toxic to bees. Do not apply when bees are active.</li> <li>• Do not contaminate water when cleaning equipment or disposing of equipment washwater.</li> </ul>

**NOTICE:** Research and testing have determined that the "Directions For Use" are appropriate for the proper use of TEMPO 2.5 SC ULTRA CONCENTRATE INSECTICIDE under expected conditions. The Buyer assumes responsibility for lack of performance or safety if not used according to the directions.

**Money Back Guarantee:** If you are not satisfied with this product, we will gladly refund your original purchase price.

D-9509 111600

Bayer Corporation  
Garden and Professional Care  
Box 4913  
Kansas City, MO 64120-0013  
(800) 842-8020

