

55404132	300
	17

JUN 19 1998

~~XXXXXXXXXXXXXXXXXXXX~~

John S. Thornton
 Bayer Corporation
 8400 Hawthorn Road
 P.O. Box 4913
 Kansas City, MO 64120

Subject: Vision™ Flower, Rose & Shrub Care
 EPA Registration No. 3125-517
 Amendment dated March 23, 1998

Dear Mr. Thornton:

The labeling referred to above, submitted in connection with registration under the Federal Insecticide, Fungicide and Rodenticide Act (FIFRA), as amended, is acceptable provided that you:

1. Make the following changes to your label:

a. In the "Quick Facts" section, add a numerical value to "Covers up to XX average trees and shrubs." Also, correct the 1-800 phone number.

b. As outlined in our letter to you dated March 11, 1998, delete the phrases "responsible use" and "To use this product responsibly." These phrases are somewhat misleading, implying that directions for use are highly suggestive but not mandatory for the proper use of the insecticide. Change the Directions for Use section as follows:

~~"Responsible Use Directions: To use responsibly, Follow these guidelines directions when applying:"~~ etc....

c. In the "Minimum Guaranteed Analysis", change XX% to numerical values.

2. Submit two copies of your final printed labeling before you release the product for shipment.

If these conditions are not complied with, the registration will be subject to cancellation in accordance with FIFRA section 6(e). Your release for shipment of the product bearing the amended labeling constitutes acceptance of these conditions.

UNITED STATES ENVIRONMENTAL PROTECTION AGENCY

A stamped copy of the labeling is enclosed for your records.

Sincerely yours,



George T. LaRocca
Product Manager 13
Insecticide Branch
Registration Division (7505C)

Enclosure

CONCURRENCES							
SYMBOL							
SURNAME							
DATE							

5 lb. Granular Shaker

ACCEPTED
with COMMENTS
in EPA Letter Dated

JUN 19 1998

Under the Federal Insecticide,
Fungicide, and Rodenticide Act
as amended, for the pesticide
registered under EPA Reg. No.
3125-517

VISION

Effective Protection

Flower, Rose & Shrub Care

READY-TO-USE

FOR USE ON FLOWERS ROSES SHRUBS POTTED PLANTS

- Just One Application Lasts Up to 6 Weeks
- Triple Protection Formula
 - 8-12-4 Special Blend Plant Food
 - Eliminates Harmful Insects & Spider Mites
 - Develops Root Systems

BUG
KON BUG
KON BUG
KON

Eliminates: Aphids, Spider Mites
& Whiteflies


Active ingredient	_____	1.00%
Disulfizon	_____	99.00%
Other ingredients	_____	100.00%

*Other ingredients include: Fertilizer, Glycol's and Fragrance

KEEP OUT OF REACH OF CHILDREN
WARNING

SEE BACK PANEL BOOKLET FOR ADDITIONAL
PRECAUTIONARY STATEMENTS

NET WT 5 LBS / 2.26 kg



3

4

Flower, Rose & Shrub Care

READY-TO-USE

QUICK FACTS:

Do not apply broadcast applications to lawns.
Not for use in commercial greenhouses and nurseries.


Open Here

COVERAGE:
Covers up to XX average trees and shrubs


ELIMINATES:	BUG ICON	BUG ICON	BUG ICON	BUG ICON	BUG ICON	BUG ICON
	Aphids	Birch Leafminer	Leafhopper	Pine Tip Moth	Spider Mite	Whiteflies


Also Eliminates: Holly Leafminers, Lace Bugs, Thrips & Others Listed.

WHERE TO USE:	ROSES ICON	FLOWERS ICON	SHRUBS ICON	PLANTS ICON
	Roses	Flowers	Shrubs	Potted Plants

RE-ENTRY:  Re-enter after treated area has been watered and allowed to dry.

EPA Reg. No 3125-517 EPA Est. No. XXX-XXX
Always read entire product label before use.

INFORMATION:  1-800-040-0000 Satisfaction Guaranteed

Bayer  Bayer Corporation
Garden & Professional Care
Box 4913
Kansas City, MO 64120-0013

2.

PRECAUTIONARY STATEMENTS
Hazards to Humans and Domestic Animals

- WARNING:**
- Poisoning may occur as a result of exposure.
 - May be fatal if swallowed.
 - Avoid breathing dust.
 - Do not get in eyes, on skin, or on clothing.
 - Wash thoroughly with soap and water after handling.

First Aid

The table below describes the first aid procedures for incidents involving Flower, Rose & Shrub Care.

IN THE CASE OF ACCIDENTAL...	IMMEDIATELY...
Swallowing	If the person is able to swallow: • Have them sip 1 to 2 glasses of water. • Call a doctor or poison control center for further treatment advice.
Inhalation	• If breathing is affected, move person to fresh air. • Contact doctor or poison control center for further treatment advice. • If not breathing, call an ambulance and give artificial respiration.
Contact with skin	• Remove contaminated clothing. • Wash affected skin with soap and warm water. • Call a doctor if irritation occurs.
Contact with eyes	• Hold eye open and rinse slowly and gently with water. • Continue to rinse eye for 10 to 15 minutes. • Call a doctor if irritation persists.
NOTE: When calling poison control center, have this product label accessible. If seeking treatment at an emergency room or doctor's office, bring this product label to show medical personnel. You may call 800-414-0244 for medical emergency information. Active ingredient: Disulfoton [CAS # 298-04-04]	

Note to Physician: Disulfoton is a cholinesterase inhibitor. Atropine sulfate is antidotal only if signs of cholinesterase inhibition are present. 2-PAM is also antidotal and may be administered in conjunction with atropine.

Environmental Hazards

- This pesticide is toxic to fish and wildlife. Do not apply directly to water.
- This pesticide is toxic to bees exposed to direct application.

DIRECTIONS FOR USE
IMPORTANT:
Follow Label Directions

It is a violation of Federal law to use this product in a manner inconsistent with its labeling. For best results, be sure to read and follow all label directions.

Responsible Use.
Directions

- Directions*
- To use responsibly, follow these guidelines when applying:
- Apply the product during early morning or late evening, when bees are not present.
 - Do not apply near fish pools, ponds, streams or lakes.
 - Food utensils such as teaspoons or measuring cups should not be used for food purposes after use with insecticides.

Responsible Use (Cont'd)

- Keep children and pets off treated areas until product is worked into the soil and the treated areas have dried completely.
- Wear rubber gloves when handling.

5.

Insects Controlled

Flower, Rose & Shrub Care can be used to kill the following insects:

aphids	whiteflies	elm leaf beetles
birch leafminers	thrips	spider mites
leafhoppers	mimosa web-worms	lace bugs
pine tip moths		holly leafminers

When to Apply

- Apply to plants:
- When they have approximately one inch of new growth in the spring.
 - At six-week intervals thereafter and throughout the growing season.

How to Use

6.

The chart below describes how to use Flower, Rose & Shrub Care.
 Measuring cap filled to the top of the inner circle holds 2 oz. 4 rounded Tablespoons equals 2 oz.

IF YOU ARE...	THEN...
feeding and protecting established roses	<ul style="list-style-type: none"> • Fill measuring cap to top of inner circle (2 oz.) and spread evenly around the base of each plant. • Work the product into the first 1 to 2 inches of soil. • Water the plant(s) thoroughly.
planting new roses	<ul style="list-style-type: none"> • Fill measuring cap to top of inner circle (2 oz.). Use 1/2 capful (1 oz.) in the transplant hole with the soil as you fill. • Mix the remaining 1/2 capful (1 oz.) in the top 2 inches of soil. • Water the plant(s) thoroughly. <p>Note: Reapply at 6 week intervals throughout growing season.</p>
treating • flowers • bedding plants • bulbs	<ul style="list-style-type: none"> • Apply 2 lb of Flower, Rose & Shrub Care per 100 sq feet (approximately 5 x 20 ft of bed area). • Work the product into the top 1 to 2 inches of soil. • Plant seed or set plants. • Water the area thoroughly. <p>Note: Reapply at 6 week intervals throughout growing season.</p>

IF YOU ARE...	THEN...
feeding and protecting ornamental shrubs	<ul style="list-style-type: none"> • Apply 2 capfuls (4 ounces) of Flower, Rose & Shrub Care per each square foot of shrub height (Example: 6 capfuls (12 ounces) for a 3-foot shrub). • Distribute the required amount of product evenly from the base of the drip line on all sides of the plant. • Work into the top 1 to 2 inches of soil. • Water thoroughly.
treating potted plants	<ul style="list-style-type: none"> • Apply 1 level teaspoon per 6-inch pot by punching a number of small holes into the pot soil with a pencil. • Evenly apply granules into the holes. • Thoroughly water the plants.

Minimum Guaranteed Analysis	Total Nitrogen (N)	XX%
	Derived from ammonium nitrate, ammonium sulfate, ammoniated phosphates and muriate of potash.	
	Available Phosphoric Acid (P2O5)	XX%
	Soluble Potash (K2O)	XX%
	Total Available Primary Plant Food, not less than	XX%
Potential acidity 600 lb calcium carbonate equivalent per ton.		

10%
10%
10%
30%

IMPORTANT: Directions for Storage and Disposal

Storage Conditions Store the original container in a cool, dry place, out of the reach of children, preferably a locked storage cabinet.

- Disposal**
- Do not reuse empty container.
 - Completely empty container.
 - Wrap the empty container in several layers of newspaper.
 - Place container in trash.

Important: It is best to use all of the product in accordance with label directions. If it is necessary to dispose of unused product, please follow all state and local guidelines.

NOTICE

Research and testing has determined that the "Directions for Use" are appropriate for the proper use of Flower, Rose & Shrub Care under expected conditions.

The Buyer assumes responsibility for lack of performance or safety if the product is not used according to the directions on this label.