	United States	<input type="checkbox"/> Registration <input type="checkbox"/> Amendment <input checked="" type="checkbox"/> Other	OPP Identifier Number
	Environmental Protection Agency		257841
	Washington, DC 20460		

Application for Pesticide - Section I

1. Company/Product Number 3125-506	2. EPA Product Manager George LaRocca	3. Proposed Classification <input type="checkbox"/> None <input type="checkbox"/> Restricted
4. Company/Product Name Tempo Granular Insecticide	PM#	
5. Name and Address of Applicant (Include ZIP Code) Bayer Corporation, Agriculture Division 8400 Hawthorn Road, P.O. Box 4913 Kansas City, MO 64120-0013 <input type="checkbox"/> Check. If this is a new address	6. Expedited Review. In accordance with FIFRA Section 3(c)(3) (b)(i), my product is similar or identical in composition and labeling to: EPA Reg. No. _____ Product Name _____	

Section - II

<input type="checkbox"/> Amendment - Explain below. <input type="checkbox"/> Resubmission in response to Agency letter dated _____ <input checked="" type="checkbox"/> Notification - Explain below.	<input type="checkbox"/> Final printed labels in response to Agency letter dated _____ <input type="checkbox"/> "Me Too" Application. <input type="checkbox"/> Other - Explain below.	NOTIFICATION JUL 25 2001
--	---	--



Explanation: Use additional page(s) if necessary. (For Section I and Section II.)

See Attachment

Section - III

1. Material This Product Will Be Packaged In:					
Child-Resistant Packaging <input type="checkbox"/> Yes* <input type="checkbox"/> No * Certification must be submitted	Unit Packaging <input type="checkbox"/> Yes <input type="checkbox"/> No If "Yes" Unit Packaging wgt. _____ No. Per Container _____	Water Soluble Packaging <input type="checkbox"/> Yes <input type="checkbox"/> No If "Yes" Package wgt. _____ No. Per Container _____	2. Type of Container <input type="checkbox"/> Metal <input type="checkbox"/> Plastic <input type="checkbox"/> Glass <input type="checkbox"/> Paper <input type="checkbox"/> Other (Specify) _____		
3. Location of Net Contents Information <input type="checkbox"/> Label <input type="checkbox"/> Container		4. Size(s) Retail Container		5. Location of Label Directions <input type="checkbox"/> On Label <input type="checkbox"/> On Labeling accompanying product	
6. Manner In Which Label is Affixed to Product <input type="checkbox"/> Lithograph <input type="checkbox"/> Paper Glued <input type="checkbox"/> Stenciled <input type="checkbox"/> Other _____					

Section - IV

1. Contact Point (Complete items directly below for identification of individual to be contacted, if necessary, to process this application.)			
Name Scott A. Kohne		Title Senior Registration Scientist	
		Telephone No. (Include Area Code) (816) 242-2164	
Certification I certify that the statements I have made on this form and all attachments thereto are true, accurate and complete. I acknowledge that any knowingly false or misleading statement may be punishable by fine or imprisonment or both under applicable law.			6. Date Application Received (Stamped) 
2. Signature 		3. Title Director, Federal Regulatory Affairs	
4. Typed Name Julie M. Spagnoli		5. Date July 19, 2001	

2/6

Tempo Granular Insecticide
EPA Reg. No. 3125-506
July 19, 2001

NOTIFICATION

JUL 25 2001

Section II - Explanation


With this application, Bayer Corporation is submitting a Notification to rephrase previously accepted claims for **Tempo Granular Insecticide, EPA Reg. No. 3125-506**, without altering claim intent. The enclosed minor text changes are being provided to the Agency in accordance with PR Notice 98-10, II, N "Other Revisions." One copy of the revised label, highlighted with changes, is enclosed for the Agency files.

The rephrased claims for Tempo Granular Insecticide are:

- Kills Ants Fast
- Results Guaranteed
- Kills 28 Outdoor Pests in Lawns & Around Home
- Kills Lawn Pests

This notification is consistent with the provision of PR Notice 98-10 and EPA regulations at 40 CFR 152.46. No other changes have been made to the labeling or the Confidential Statement of Formula of this product. I understand that it is a violation of 18 U.S.C. sec. 1001 to willfully make any false statement to the EPA. I further understand that if this notification is not consistent with the terms of PR Notice 98-10 and 40 CFR 152.46, this product may be in violation of FIFRA and Bayer Corporation may be subject to enforcement action and penalties under sections 12 and 14 of FIFRA.

tempo granular notification 01 1.wpd



[FRONT PANEL]

Tempo[®] Granular

Insecticide

For Use on: Lawns, Gardens, and Around Homes

READY TO USE
KILLS INSECTS
KILLS ANTS

NOTIFICATION

JUL 25 2001

- Long-Lasting 30-Day Protection
- Stops Ants Outdoors--Before They Come Inside
- Effective Home Barrier Treatment
- Kills Nuisance Pests Outdoors
- Quickly Kills Outdoor Pests
- Kills Ants Fast
- Results Guaranteed
- Kills 28 Outdoor Pests in Lawns & Around Home
- Kills Lawn Pests

Long Lasting...Keeps on Killing for Weeks

Also stops spiders, ticks, fleas, cockroaches and other pests

ACTIVE INGREDIENT:

Cyfluthrin 0.1%
OTHER INGREDIENTS* 99.9%

Net Contents: 10 lbs

KEEP OUT OF REACH OF CHILDREN

CAUTION

See back panel for ingredients and
precautionary statements

Do not apply liquid sprays containing cyfluthrin
in addition to this product.

[] Information is optional

[BACK PANEL]

READ THE LABEL FIRST!

QUICK FACTS		
<ul style="list-style-type: none"> • Easy to Use Granules • Kills Pests Outdoors in Lawns, Gardens, and Around Homes • For Use With Lawn or Hand-held Spreaders • Convenient, Ready to Use Shaker Bottle • Kills Ants Outdoors in Lawns, Gardens, and Around Homes • Effective as a Spot Treatment for Ant Mounds 		
KILLS	Annual Bluegrass weevil adults (hyperodes) Ants Armyworms Billbugs (adults) Black turfgrass Ataenius (adults) Centipedes Chiggers Chinchbugs Cockroaches Crickets Cutworms Digger wasps (Cicada killer) Earwigs	Fleas Grasshoppers Hyperodes weevil (adults) Leafhoppers Mealybugs Millipedes Mole Crickets Mosquitoes Pillbugs Scorpions Sod webworms (lawn moths) Sowbugs Spiders Termites Ticks
COVERAGE	Covers 5,000 sq ft	
WHERE TO USE	Lawns, Gardens and Around house foundations	
WHEN TO USE	When insects or damage first appear	
HOW MUCH TO USE	See directions	
	For questions or comments, call toll-free 1-877- BayerAG or visit us on-line at www.AdvancedGarden.com	

FOR OUTDOOR RESIDENTIAL USE

ACTIVE INGREDIENT:

Cyfluthrin 0.1%
 OTHER INGREDIENTS* 99.9%
 100.0%

* Other ingredients include: Ammonium sulfate granules, dipropylene glycol (to adhere the active ingredient on the granules) and organic solvent (less than 0.4%, to dissolve the active ingredient for mixing) and emulsifiers (to keep the liquid ingredients uniformly mixed).

Treats 5,000 sq ft

EPA Reg. No. 3125-506 EPA Est. No. XXXX-AA-XX

DIRECTIONS FOR USE

It is a violation of Federal law to use this product in a manner inconsistent with its labeling. For best results, be sure to read and follow all label directions.

BEFORE YOU USE

Read and follow these directions when using:

- Do not apply near fish pools, ponds, streams or lakes.
- Food utensils such as teaspoons and measuring cups should not be used for food purposes after use with this insecticide.
- Keep children and pets away from treated area until it has been watered and allowed to dry.

TO CONTROL HOUSEHOLD PESTS BEFORE THEY COME INDOORS

HOW TO USE

(Break seal and open top.)

PEST

Ants	Crickets	Pillbugs
Centipedes	Digger wasps	Scorpions
Cockroaches	Millipedes	Sowbugs
		Spiders

HOW MUCH TO APPLY

1/3 to 1/2 cup per 45 to 50 ft (2 to 3 ft band)
 [2 to 3 lbs per 1000 sq ft]

Covers 1,000 sq ft (a band 2 feet wide and 500 feet long.) (2 lb container)

Treats perimeter of 16 ft by 30 ft structure

HOW TO APPLY

Around the House

To keep these pests away from your home, apply granules in a band 2 to 3 feet wide around and up to the building.

Tip: A hand-held spreader makes this easy.

PEST

Ants	Digger wasps (Cicada killer)
------	------------------------------

HOW MUCH TO APPLY

1 to 2 tsp. per mound or wasp burrow

HOW TO APPLY

For Ant Mounds or Wasp Burrows

Sprinkle 1 to 2 teaspoons of granules over the ant mound or wasp burrow. Treat wasps at night, after they are back in their nest.

Continued in next column

5/6

DIRECTIONS FOR USE continued		
TO CONTROL LAWN PESTS		
HOW TO USE [Break seal and open top.]	PESTS	
	Ants	Cutworms
	Hyperodes Weevil (adults)	Fleas
	Grasshoppers	
	Armyworms	Leafhoppers
	Billbugs (adults)	Mealybugs
	Black Turfgrass Ataenius (adults)	Mole Crickets
	Sod Webworms (lawn moths)	
	Chiggers	
	Chinchbugs	Ticks
HOW MUCH TO APPLY		
Apply 2 to 3 lbs per 1000 sq ft (This bag covers 5000 sq ft)		
Adjust your spreader to the proper setting. See the table below.		
This can covers 1,000 sq ft which is the same as a band 10 feet wide and 100 feet long.		
HOW TO APPLY		
Use rotary or drop type spreaders to apply granules evenly over the lawn. To be sure you cover the entire area uniformly, first treat the border of the lawn then fill in the center. Make parallel passes, walking at a steady pace to ensure even distribution of the granules.		
(ART)		
Water thoroughly within a day after applying.		
TIP: For best control of mole crickets, apply during the period when their eggs are hatching. Contact your County Extension Agent for the ideal dates to apply in your area.		
TO CONTROL GARDEN PESTS		
HOW TO USE [Break seal and open top.]	PESTS	
	Armyworms	Grasshoppers
	Cutworms	Stinkbugs
	HOW MUCH TO APPLY	
	Apply 2 to 3 lbs per 1,000 sq ft.	
	Adjust your spreader to the proper setting. See table below. [This bag covers 5,000 sq ft.] This can covers 1,000 sq ft which is the same as a band 10 feet wide and 100 feet long. Do not apply more than one time per season. Do not apply liquid sprays containing cyfluthrin in addition to this product.	
	VEGETABLE	
	Carrots	Potatoes
	Peppers	Radishes
	Sweet Corn	Tomatoes
	HOW TO APPLY	
	Apply granules evenly over the garden. Water thoroughly within a day after applying. TIP: A hand-held spreader makes this easy.	
FOR BEST RESULTS	Water in thoroughly after applying.	
	Do not mow until the granules are thoroughly watered in.	
	Many lawn pests cause damage by eating roots or tunnelling through the turf. To prevent damage, apply TEMPO Granular Insecticide early--when pests are still young and easier to kill.	

SPREADER SETTINGS

If your spreader is not listed, please call our Consumer Service Hotline toll-free (877) 229-3724 for help.

Rate: 2 to 3 lbs per 1,000 sq ft

SPREADER	SETTING* to deliver 2 lbs per 1,000 sq ft
Vigoro Drop Vigoro Rotary Sta-Green Drop Sta-Green Rotary Bandini Ev-N-Spread Rotary Ortho Drop Ortho Rotary Precision Drop Precision Rotary Quaker Rotary Republic EZ Drop Republic EZ Grow Republic EZ Rotary Scotts Drop Scotts Accugreen Scotts Easygreen Scotts Evengreen Scotts Speedy Green True Temper Rotary ADD: NEW TWO-IN-ONE SPREADERS	To be determined.
<ul style="list-style-type: none">• Settings are approximate. The condition of your spreader, the speed at which you walk and uneven terrain may affect the rate of application. Calibrate your spreader according manufacturer's directions.• Tip: 1000 sq ft = 20 ft x 50 ft• Do not use a spreader that applies granules in narrow, concentrated or uneven bands. Be sure the spreader works properly and spreads granules evenly.	

Children and pets may re-enter after the treated area has been watered and allowed to dry.

IMPORTANT:

Directions for Storage and Disposal

Storage Conditions: Store in original container in a cool, dry place, out of the reach of children, preferably a locked storage cabinet.

Disposal:

- Do not reuse empty container.
- Wrap the empty container in several layers of newspaper.
- Place bag in trash.

Important: It is best to use all of the product in accordance with label directions. If it is necessary to dispose of unused product, please follow any applicable state or local guidelines.

PRECAUTIONARY STATEMENTS HAZARDS TO HUMANS AND DOMESTIC ANIMALS

CAUTION:

- Harmful if swallowed or inhaled.
- Causes eye irritation.
- Avoid contact with skin, eyes, or clothing.
- Wash thoroughly with soap and water after handling.

NOTICE

Research and testing have determined that the "Directions for Use" are appropriate for the proper use of TEMPO Granular Insecticide under expected conditions. The Buyer assumes responsibility for lack of performance or safety if not used according to the directions.

Money Back Guarantee: If you are not satisfied with this product, we will gladly refund your original purchase price.

FIRST AID	
IN THE CASE OF ACCIDENTAL...	IMMEDIATELY...
Swallowing	<ul style="list-style-type: none"> • Call a poison control center or doctor immediately for treatment advice. • Have person sip a glass of water if able to swallow. • Do not induce vomiting unless told to do so by a poison control center or doctor. • Do not give anything to an unconscious person.
Contact with eyes	<ul style="list-style-type: none"> • Hold eye open and rinse slowly and gently with water for 15 to 20 minutes. • Remove contact lenses, if present, after the first 5 minutes, then continue rinsing eye. • Call a poison control center or doctor for treatment advice.
Inhalation	<ul style="list-style-type: none"> • Move person to fresh air. • If not breathing, call 911 or an ambulance, then give artificial respiration, preferably mouth-to-mouth, if possible. • Call a poison control center or doctor for treatment advice.
<p>NOTE: When calling poison control center, have this product label accessible. If seeking treatment at an emergency room or doctor's office, bring this product label to show medical personnel. You may call toll-free (877) 229-3763 for medical emergency information. Active Ingredient: Cyfluthrin 0.1% [CAS # 68359-37-5]</p>	

B-9463a

11/09/00

ENVIRONMENTAL HAZARDS

- This pesticide is toxic to fish. Do not apply directly to water.
- Do not contaminate water when cleaning equipment or disposing of equipment washwater.
- Apply this product only as specified on this label.

Bayer Corporation
Garden & Professional Care
Box 4913, Kansas City, MO 64120-0013
Product Information toll-free (877) 229-3724
Medical Emergency toll-free (877) 229-3763



TEMPO Granular Insecticide