



UNITED STATES ENVIRONMENTAL PROTECTION AGENCY
WASHINGTON, D.C. 20460

3205540439
17/2

SEP - 9 1998

OFFICE OF
PREVENTION, PESTICIDES AND
TOXIC SUBSTANCES

Mr. John S. Thornton, Director
Product Registrations & Regulatory Affairs
Bayer Corporation
8400 Hawthorn Road, P.O. Box 4913
Kansas City, MO 64120

SUBJECT: Amendment to "TEMPO RTU Insecticide"; Change Brand Name;
EPA Reg. No. 3125-503; Submission dated 3/23/98.

Dear Mr. Thornton:

The labeling referred to above, submitted in connection with registration under the Federal Insecticide, Fungicide And Rodenticide Act, as amended, is acceptable subject to the comments listed below. Two copies of the finished label must be submitted prior to releasing the product for shipment.

In keeping with established policy, the Agency will not accept the term "Eliminator" as indicated on the proposed label for "VISION Tomato & Vegetable Insect Eliminator." It is acknowledged that "VISION" is useful in the control of insect pests, however, no products are known to "eliminate" pests. Please refer to 40 CFR § 156.10(5)(ii) for guidance.

Please refer to the Notice of Registration for EPA Reg. No. 3125-503 (dated Mar 11, 1998) and include items 2b and d as indicated.

A stamped copy of the label is enclosed for your records.

Sincerely,

George LaRocca
Product Mgr.
Insecticide Branch
Registration Div./OPP 7505C

a:bayer503

296

32 oz. ready-to-use trigger sprayer

VISION

Effective Protection

Tomato & Vegetable Insect Eliminator

READY-TO-USE

FOR USE ON VEGETABLES FRUITS

- Just One Application Quickly Kills Insects
- Apply to Tomatoes Up to Harvest
- Protects Up to 14 Days




Eliminates: Aphids, Caterpillars, Colorado
Potato Beetle & Whiteflies

Active Ingredient	0.003%
Cyfluthrin	99.997%
Other Ingredients	100.000%

* Other ingredients include: Purified water, organic solvent (less than 0.1%, to dissolve the active ingredient for mixing) and surfactants (to keep the active ingredient dispersed in water).

**KEEP OUT OF REACH OF CHILDREN
CAUTION**

SEE BACK PANEL BOOKLET FOR ADDITIONAL
PRECAUTIONARY STATEMENTS
NET CONTENTS 32 FL OZ




ACCEPTED
with COMMENTS
in EPA Letter Dated

SEP - 9 1998

Under the Federal Insecticide,
Fungicide, and Rodenticide Act
as amended, for the pesticide
registered under EPA Reg. No.

3125-503



3 7 6







Tomato & Vegetable Insect Eliminator

READY-TO-USE

QUICK FACTS:



COVERAGE:
Treats about 50 medium sized plants


ELIMINATES:

 Aphids	 Armyworms	 Cabbage Loopers	 Flea Beetles	 Tomato Hornworms	 Whiteflies
---	--	---	--	--	---


Also Eliminates: Cutworms, Carrot Weevils, Corn Earworms, Corn Borers, Stinkbugs, Thrips & Others Listed.


WHERE TO USE:

 Vegetables	 Fruits
---	---

RE-ENTRY:  Re-enter when spray is dry

EPA Reg. No. 3125-503
Always read entire product label before use.

INFORMATION:  1-800-000-0000 Satisfaction Guaranteed

Open Here 

Bayer  Bayer Corporation
Garden & Professional Care
Box 4913
Kansas City, MO 64120-0013

4 7 6

**PRECAUTIONARY
STATEMENTS
Hazards to Humans
and Domestic
Animals****CAUTION:**

- Harmful if swallowed or inhaled.
- Causes eye irritation.
- Avoid contact with skin, eyes, or clothing.
- Avoid breathing spray mist.
- Wash thoroughly with soap and water after handling.

First Aid

The table below describes the first aid procedures for incidents involving Tomato & Vegetable Insect Eliminator.

IN THE CASE OF ACCIDENTAL...	IMMEDIATELY...
Swallowing	If person is able to swallow: <ul style="list-style-type: none">• Have them sip 1 to 2 glasses of water.• Call a doctor or poison control center for further treatment advice.
Contact with eyes	<ul style="list-style-type: none">• Hold eye open and rinse slowly and gently with water.• Continue to rinse eye for 10 to 15 minutes.• Call a doctor if irritation persists.
Inhalation	<ul style="list-style-type: none">• If breathing is affected, move person to fresh air.• Contact doctor or poison control center for further treatment advice.• If not breathing, call an ambulance and give artificial respiration.

NOTE: When calling poison control center, have this product label accessible. If seeking treatment at an emergency room or doctor's office, bring this product label to show medical personnel. You may call 800-414-0244 for medical emergency information. Active Ingredient: Cyfluthrin (CAS # 66359-37-5)

Note to Physicians: No specific antidote is available. Treat the patient symptomatically.

**Environmental
Hazards**

- This pesticide is toxic to fish. Do not apply directly to water.
- This pesticide is highly toxic to bees. Do not apply when bees are active.
- Apply this product only as specified on this label.

**DIRECTIONS FOR USE
IMPORTANT:
Follow Label
Directions**

It is a violation of Federal law to use this product in a manner inconsistent with its labeling. For best results, read and follow all label directions.

Responsible Use

- To use this product responsibly, follow the guidelines below when applying:
- Keep children and pets away from treated areas until spray has dried.
 - Apply the product to flowering plants during early morning or late evening, when bees are not present.
 - Do not spray the product into fish pools, ponds, streams, or lakes.
 - Do not use in small, enclosed areas where spray can be inhaled.

How to Apply

NUISANCE PESTS (In Ornamental Areas and/or Areas Adjacent to Buildings)	
PESTS	APPLICATION GUIDELINES
Ants Boxelder bugs Clover mites Cockroaches Crickets Earwigs Flies	Midge Mosquitoes Pillbugs Sowbugs Spiders Wasps
<ul style="list-style-type: none"> • Apply when pests first appear. • Hold about 12 inches from area being treated. • Spray thoroughly onto areas where pests appear, such as: <ul style="list-style-type: none"> - beneath shrubbery - around foundations, and - in tall grass or weeds. • Reapply at 7 to 14 days, if needed. 	

ORNAMENTAL PLANT APPLICATIONS (Trees, Shrubs, Ground Covers, Evergreens, Flowers, and House Plants)	
PESTS	APPLICATION GUIDELINES
Aphids Bagworms Boxelder bugs Clover mites Elm leaf beetles Grasshoppers Gypsy moth larvae Japanese beetles (adult) Lace bugs Leaf-feeding beetles Leaf-feeding caterpillars Leafhoppers	Mealybugs Pillbugs Plant bugs Scale insects (crawler stages) Spittle bugs Thrips Whiteflies
<ul style="list-style-type: none"> • Apply when pests or damage first appear. • Hold about 12 inches from plant and thoroughly spray plant leaves and foliage to the point of runoff, but do not let runoff to occur. • Repeat at 7 to 14 days, if needed. • Move houseplants outside before spraying. 	

VEGETABLE GARDENS			
Application rate: Apply when pests or damage first appear. Hold about 12 inches from plant and thoroughly spray leaves and foliage to the point of runoff. Reapply as needed, observing days to wait before harvest and total number of applications that can be made.			
CROP	PESTS	TIME TO WAIT AFTER SPRAYING BEFORE HARVEST	TOTAL NUMBER OF SPRAYS ALLOWED PER SEASON
Carrots Radishes Sweet Corn Tomatoes	Aphids Armyworms Cabbage loopers Chinchbugs Colorado potato beetles Corn borers Corn earworms Corn rootworms (adult)	Cutworms Flea beetles Grasshoppers Leafhoppers Leafminers Stinkbugs Thrips Tomato Worms Weevils	5

6 7 6

VEGETABLE GARDENS (CONT'D)			
Application rate: Apply when pests or damage first appear. Hold about 12 inches from plant and thoroughly spray leaves and foliage to the point of runoff. Respray as needed, observing days to wait before harvest and total number of applications that can be made.			
CROP	PESTS	TIME TO WAIT AFTER SPRAYING BEFORE HARVEST	TOTAL NUMBER OF SPRAYS ALLOWED PER SEASON
Peppers	Armyworms Cabbage loopers Corn borers Corn earworms Garden webworms	7 days	6
Sunflowers	Cutworms Grasshoppers Midges Sunflower beetles	30 days	3

STORAGE AND DISPOSAL

Storage Conditions Store in an area out of reach of children, preferably a locked storage cabinet. Protect from freezing.

Disposal

- Do not reuse empty spray bottle.
- Rinse the empty product container thoroughly.
- Place container in trash.

Important: It is best to use all of the product in accordance with label directions. If it is necessary to dispose of unused product, please follow all state and local guidelines.

NOTICE

Research and testing has determined that the "Directions for Use" are appropriate for the proper use of Tomato & Vegetable Insect Eliminator under expected conditions.

The Buyer assumes responsibility for lack of performance or safety if not used according to the directions.