



U.S. ENVIRONMENTAL PROTECTION AGENCY
Office of Pesticide Programs
Registration Division (H7505C)
401 "M" St., S.W.
Washington, D.C. 20460

EPA Reg.
Number:

3125-426

Date of Issuance:

APR 28 1993

NOTICE OF PESTICIDE:
 Registration
 Reregistration

(under FIFRA, as amended)

Term of Issuance: Until
Reregistration

Name of Pesticide Product:

Guthion 2L

Name and Address of Registrant (include ZIP Code):

Miles Inc.
P.O. Box 4913, 4800 Hawthorne Road
Kansas City, MO 64120-0013

Note: Changes in labeling differing in substance from that accepted in connection with this registration must be submitted to and accepted by the Registration Division prior to use of the label in commerce. In any correspondence on this product always refer to the above EPA registration number.

On the basis of information furnished by the registrant, the above named pesticide is hereby registered/reregistered under the Federal Insecticide, Fungicide and Rodenticide Act.

Registration is in no way to be construed as an endorsement or recommendation of this product by the Agency. In order to protect health and the environment, the Administrator, on his motion, may at any time suspend or cancel the registration of a pesticide in accordance with the Act. The acceptance of any name in connection with the registration of a product under this Act is not to be construed as giving the registrant a right to exclusive use of the name or to its use if it has been covered by others.

This product is conditionally registered in accordance with FIFRA sec. 3(c)(7)(A) provided that you:

1. Submit and/or cite all data required for registration/reregistration of your product under FIFRA sec. 3(c)(5) when the Agency requires all registrants of similar products to submit such data; and submit acceptable responses required for reregistration of your product under FIFRA section 4.
2. The registrant continues to be subject to any obligation regarding data submission or compensation under FIFRA Sections 3(c)(1)(F), 4(H) and 3(c)(2)(B) that pertains to EPA Reg. No. 3125-102.
3. Add the phrase "EPA Registration No. 3125-426" to your label before you release the product for shipment.

Signature of Approving Official:

DENNIS H. EDWARDS

Dennis H. Edwards, Jr.
Product Manager 19
Insecticide-Rodenticide Branch
Registration Division

Date:

APR 28 1993

4. Submit five copies of the revised final printed label for the record.

If these conditions are not complied with, the registration will be subject to cancellation in accordance with FIFRA sec. 6(e). Your release for shipment of the product constitutes acceptance of these conditions.

A stamped copy of the label is enclosed for your records.

Sincerely,

DENNIS H. EDWARDS

Dennis H. Edwards, Jr.
Product Manager 19
Insecticide-Rodenticide Branch
Registration Division (H7505C)

Enclosure

30/22

Reason to Issue: To add PHI statement on walnut use, and to delete use on sugarcane in Louisiana.

Date of Draft: 04/06/93(C)
Supersedes Draft Dated: 8/14/92

RESTRICTED USE PESTICIDE

Due to Acute Toxicity

For retail sale to and use only by Certified Applicators or persons under their direct supervision and only for those uses covered by the Certified Applicator's certification.

GUTHION 2L

Emulsifiable Insecticide

FOR EFFECTIVE ECONOMICAL INSECT CONTROL

ACTIVE INGREDIENT:

<i>O,O</i> -Dimethyl <i>S</i> -[(4-oxo-1,2,3-benzotriazin-3(4 <i>H</i>)-yl)methyl]phosphorodithioate.....	22.2%
INERT INGREDIENTS:	<u>77.8%</u>
	100.0%

Contains 2 lbs *O,O*-Dimethyl *S*-[(4-oxo-1,2,3-benzotriazin-3(4*H*)-yl)methyl]phosphorodithioate per gallon.

Do Not Store Below 45°F.
Protect from heat. Keep away from open flame. Do not heat.

EPA File Symbol No. 3125-XXX

Net Contents Gallons

STOP - READ THE LABEL BEFORE USE

KEEP OUT OF REACH OF CHILDREN

DANGER



POISON

See rear panel for Statements of Practical Treatment and Additional Precautionary Statements.

PELIGRO

PRECAUCION AL USUARIO: Si usted no puede leer o entender inglés, no use este producto hasta que la etiqueta le haya sido explicada ampliamente.

(TO THE USER: If you cannot read or understand English, do not use this product until the label has been fully explained to you.)

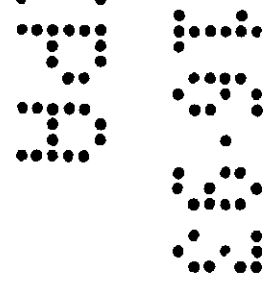
ACCEPTED
with COMMENTS
in EPA Letter Dated

APR 28 1993

MILES

Under the Federal Insecticide, Fungicide, and Rodenticide Act as amended, for the pesticide registered under EPA Reg. No.

3125-426



GUTHION 2L

PRECAUTIONARY STATEMENTS

HAZARDS TO HUMANS AND DOMESTIC ANIMALS

DANGER



POISON

Poisonous if swallowed, inhaled, or absorbed through the skin. Do not get in eyes or on skin. Do not breathe fumes or spray mist. Spray operator should work to windward to stay out of drift or mist.

When loading spray tank or handling the concentrate at any other time, wear protective clothing, natural rubber gloves, and goggles. When handling the concentrate, wear a pesticide respirator jointly approved by the Mining Enforcement and Safety Administration (formerly the U. S. Bureau of Mines) and by the National Institute for Occupational Safety and Health under the provisions of 30 CFR Part 11.

Do not contaminate feed or foodstuffs. Keep out of reach of children and domestic animals. Keep all unprotected persons out of the operating area or vicinity where there may be danger of drift. Wash hands, arms, and face thoroughly with soap and warm water before eating or smoking.

HANDLING OF CONTAMINATED ARTICLES: Clothing and rags receiving undiluted GUTHION 2L as a result of leaks, spills, or mishaps should be removed immediately and not reused. These contaminated articles should be disposed of in the same manner as the empty container; see container disposal section for directions. (Contaminated articles which should be discarded would include: hats, gloves, aprons, coats, boots, etc. not made of rubber or coated with rubber or other similar materials). Clothing receiving spray mist or droplets from the mixed, diluted GUTHION 2L should be removed and decontaminated before reuse. This clothing can be decontaminated by machine washing separately from other items with soap or detergent and bleach in hot water twice before reuse. Protective clothing and equipment should be washed down with detergent or soap and bleach in water. Wash water from the cleaning of protective clothing or equipment should not be allowed to run off or otherwise enter water supplies.

SYMPTOMS OF POISONING: A sense of "tightness" in the chest. Sweating. Contracted pupils. Stomach pains. Vomiting and diarrhea.


STATEMENTS OF PRACTICAL TREATMENT

In case of poisoning call a physician immediately. Have patient lie down and keep quiet. If swallowed, vomiting should be induced. Administer water freely and induce vomiting by giving one dose (1/2 oz or 15 mL) of syrup of ipecac. If vomiting does not occur within 10 to 20 minutes, administer second dose. If syrup of ipecac is not available, induce vomiting by sticking finger down throat. Repeat until vomit fluid is clear. Never give anything by mouth to an unconscious person. Professional medical assistance should be secured immediately. If on skin, remove contaminated clothing and wash skin immediately with soap and warm water. If eyes are contaminated, wash with flowing water for at least 15 minutes.

TO PHYSICIAN:

ANTIDOTE - Administer atropine sulfate in large therapeutic doses. Repeat as necessary to the point of tolerance. 2-PAM is also antidotal and may be administered in conjunction with atropine.

Compound inhibits cholinesterase resulting in stimulation of the central nervous system, the parasympathetic nervous system, and the somatic motor nerves. Do not give morphine. Watch for pulmonary edema, which may develop in serious cases of poisoning even after 12 hours. At first sign of pulmonary edema, the patient should be placed in an oxygen tent and treated symptomatically.



ENVIRONMENTAL HAZARDS

This pesticide is extremely toxic to fish and wildlife.

Do not apply directly to water or wetlands (swamps, bogs, marshes, and potholes). Do not contaminate water by cleaning of equipment or disposal of wastes. Drift and runoff from treated areas may be hazardous to aquatic organisms in neighboring areas.

This product is highly toxic to bees exposed to direct treatment or residues on blooming crops or weeds. Do not apply this product or allow it to drift to blooming crops or weeds if bees are visiting the treatment area. Protective information may be obtained from your Cooperative Agricultural Extension Service.

PHYSICAL AND CHEMICAL HAZARDS

Keep away from open flame. Do not heat.

PROTECTIVE CLOTHING AND WORK SAFETY STATEMENTS

If handled indoors provide mechanical exhaust ventilation.

Keep all unprotected persons, children, livestock, and pets away from treated areas or where there is danger of drift.

Do not rub eyes or mouth with hands. If you feel sick in any way, STOP work and get help right away. See First Aid section of the label.

For questions regarding further treatment, or information about the product, call the National Pesticide Telecommunications Network at 800-858-7378.

HANDLE THE CONCENTRATE ONLY WHEN WEARING THE FOLLOWING PROTECTIVE CLOTHING AND EQUIPMENT: Wear a protective suit of one or two pieces that covers all parts of the body except the head, hands, and feet. Wear chemical resistant gloves, chemical resistant apron, and chemical resistant shoes, shoe coverings, or boots. Wear goggles or a face shield and a pesticide respirator approved by the National Institute for Occupational Safety and Health under the provision of 30 CFR Part 11.

If handling the concentrate with a closed system, long sleeved shirt and long-legged pants may be substituted for the protective suit and the respirator requirement is waived.

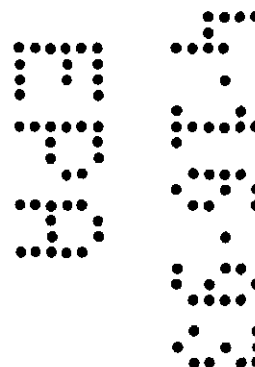
WEAR THE FOLLOWING PROTECTIVE CLOTHING DURING APPLICATION, EQUIPMENT REPAIR, EQUIPMENT CLEANING, DURING REENTRY TO TREATED AREAS, AND DISPOSAL OF THE PESTICIDE: Wear a protective suit of one or two pieces that covers all parts of the body except the head, hands, and feet. Wear chemical resistant gloves and chemical resistant shoes, shoe coverings, or boots. Wear a chemical resistant hat during airblast application.

During application from an enclosed tractor cab or airplane cockpit, or other suitable vehicle in which the windows are rolled up, long sleeved shirt and long pants may be worn in place of the above protective clothing. Chemical resistant gloves must be available in the cab or cockpit and must be worn while exiting. This clothing is inadequate to protect you during equipment repair, equipment cleaning, re-entry, or during pesticide disposal.

IMPORTANT! BEFORE REMOVING GLOVES, WASH THEM WITH SOAP AND WATER. ALWAYS WASH HANDS, FACE, AND ARMS WITH SOAP AND WATER BEFORE SMOKING, DRINKING, EATING OR TOILETING.

After work, take off all clothing and shoes. Shower using soap and water. Do not wear contaminated clothing. Wash protective clothing and protective equipment with soap and water after each use. Respirators must be cleaned and filters replaced according to instructions included with the respirators. Personal clothing worn during use must be laundered separately from household articles. Clothing and protective equipment heavily contaminated or drenched with GUTHION azinphos-methyl must be destroyed according to state and local regulations. **HEAVILY CONTAMINATED OR DRENCHED CLOTHING CANNOT BE ADEQUATELY DECONTAMINATED.**

During aerial application, human flaggers are prohibited unless in totally enclosed vehicle.



DIRECTIONS FOR USE

It is a violation of federal law to use this product in a manner inconsistent with its labeling.

IMPORTANT: Read these entire Directions and Conditions of Sale before using GUTHION 2L emulsifiable insecticide.

CONDITIONS OF SALE: THE DIRECTIONS ON THIS LABEL WERE DETERMINED THROUGH RESEARCH TO BE THE DIRECTIONS FOR CORRECT USE OF THIS PRODUCT. THIS PRODUCT HAS BEEN TESTED FOR A RANGE OF WEATHER CONDITIONS SIMILAR TO THOSE WEATHER CONDITIONS THAT ARE ORDINARY AND CUSTOMARY IN THE GEOGRAPHIC AREA WHERE THE PRODUCT IS USED. INSUFFICIENT CONTROL OF PESTS AND/OR INJURY TO THE CROP TO WHICH THE PRODUCT IS APPLIED MAY RESULT FROM THE OCCURRENCE OF EXTRAORDINARY OR UNUSUAL WEATHER, OR FROM FAILURE TO FOLLOW LABEL DIRECTIONS. IN ADDITION, FAILURE TO FOLLOW LABEL DIRECTIONS MAY CAUSE INJURY TO OTHER CROPS, ANIMALS, MAN, OR THE ENVIRONMENT. MILES OFFERS, AND THE BUYER ACCEPTS AND USES, THIS PRODUCT SUBJECT TO THE CONDITIONS THAT EXTRAORDINARY OR UNUSUAL WEATHER, OR FAILURE TO FOLLOW LABEL DIRECTIONS ARE BEYOND THE CONTROL OF MILES AND ARE, THEREFORE, THE RESPONSIBILITY OF THE BUYER.

MIXING: GUTHION 2L emulsifiable insecticide forms an emulsion when diluted with water and is suitable for use in all power-operated ground sprayers and aircraft sprayers. To mix with water, pour the required amount of GUTHION 2L into full amount of water and then agitate. GUTHION 2L may also be applied undiluted as an ultra-low volume spray with either ground or aircraft equipment that has been adapted and calibrated for ultra-low volume spraying as described below under "Recommended Applications" for those crops specified.

COMPATIBILITY: GUTHION 2L is physically compatible with many registered pesticides and liquid fertilizers. When considering mixing GUTHION 2L with other pesticides or with liquid fertilizer, first contact your supplier. For further information, contact your local Miles representative. If your supplier and Miles representative have no experience with the combination you are considering, you should conduct tests to determine physical compatibility.

....
To determine physical compatibility, pour the recommended proportions of each chemical with the same proportion of water as will be present in the chemical supply tank into a suitable container, mix thoroughly and allow to stand for five minutes. If the combination remains mixed, or can be remixed readily, the mixture is considered physically compatible. When mixing wettable powder or dry flowable formulations, add and disperse these first, then add liquid pesticides. Conduct another compatibility test at concentrations which will be present in the irrigation lines. If there is any separation which cannot be remixed readily, Miles recommends that the

combination not be used.

Combinations should be kept agitated and should be applied immediately. Do not allow combinations to sit for prolonged periods in the chemical supply tank or irrigation lines.

DOSAGE: Use specified dosage of GUTHION 2L in the amount of water necessary to give complete coverage of foliage. The type of equipment used will determine the concentration required.

SPRAYING: Work to windward. Protect sprayer operators from drift or mist. When low volumes of spray are applied, complete coverage and thorough application are essential for most effective results. Schedule applications in accordance with local conditions.

Consult your State Agricultural Extension Service or Experiment Station for specific use information in your area.

CHEMIGATION

GUTHION 2L may be applied through recommended types of irrigation systems to many crops. The REMARKS section for each crop list the types of applications allowed. If application through irrigation systems is not listed in the REMARKS section for a crop, GUTHION 2L may not be applied to that crop through irrigation systems.

Types of Irrigation Systems: Apply GUTHION 2L only through sprinkler, including center pivot, lateral move, side roll, overhead solid set, or low pressure sprinkler irrigation systems. Do not apply GUTHION 2L through any other types of irrigation systems.

GENERAL DIRECTIONS FOR ALL RECOMMENDED TYPES OF IRRIGATION SYSTEMS

Uniform Water Distribution and System Calibration: The irrigation system must provide uniform distribution of treated water. Crop injury, lack of effectiveness, or illegal pesticide residues in the crop can result from nonuniform distribution of treated water.

The system must be calibrated to uniformly apply the rates specified for chemigation application for specific crops. If you have questions about calibration, you should contact State Extension Service specialist, equipment manufacturers or other experts.

Chemigation Monitoring: A person knowledgeable of the chemigation system and responsible for its operations, or under the supervision of the responsible person, shall shut the system down and make necessary adjustments should the need arise.

Drift: Do not apply when wind speed favors drift beyond the area intended for treatment.

DIRECTIONS FOR USE (Continued)

Chemigation (Continued)

Required System Safety Devices: The system must contain a functional check valve, vacuum relief valve, and low pressure drain appropriately located on the irrigation pipeline to prevent water source contamination from backflow.

The pesticide injection pipeline must contain a functional, automatic, quick-closing check valve to prevent the flow of fluid back toward the injection pump.

The pesticide injection pipeline must also contain a functional, normally closed, solenoid-operated valve located on the intake side of the injection pump and connected to the system interlock to prevent fluid from being withdrawn from the supply tank when the irrigation system is either automatically or manually shut down.

The system must contain functional interlocking controls to automatically shut off the pesticide injection pump when the water pump motor stops.

The irrigation line or water pump must include a functional pressure switch which will stop the water pump motor when the water pressure decreases to the point when pesticide distribution is adversely affected.

Systems must use a metering pump, such as a positive displacement injection pump (e.g., diaphragm pump) effectively designed and constructed of materials that are compatible with pesticides and capable of being fitted with a system interlock.

Using Water from Public Water Systems: DO NOT APPLY GUTHION 2L THROUGH ANY IRRIGATION SYSTEM PHYSICALLY CONNECTED TO A PUBLIC WATER SYSTEM. Public water system means a system for the provision to the public of piped water for human consumption if such system has at least 15 service connections or regularly services an average of at least 25 individuals daily at least 60 days out of the year.

GUTHION 2L may be applied through any of the recommended types of irrigation systems which may be supplied by a public water system only if the water from the public water system is discharged into a reservoir tank prior to pesticide introduction. There shall be a complete physical break (air gap) between the outlet end of the fill pipe and the top or overflow rim of the reservoir tank of at least twice the inside diameter of the fill pipe. Before beginning chemigation, always make sure that the air gap exists and that there is no blockage of the overflow of the reservoir tank.

Any irrigation system using water supplied from a public water system must also meet the following requirements:

The pesticide injection pipeline must contain a functional, automatic quick-closing check valve to prevent the flow of fluid back toward the injection pump.

The pesticide injection pipeline must contain a functional, normally closed, solenoid-operated valve located on the intake side of the injection pump and connected to the system interlock to prevent fluid from being withdrawn from the supply tank when the irrigation system is either automatically or manually shut down.

The system must contain functional interlocking controls to automatically shut off the pesticide injection pump when the water pump motor stops or in cases where there is no water pump, when the water pressure decreases to the point where pesticide distribution is adversely affected.

Systems must use a metering pump, such as a positive displacement injection pump (e.g., diaphragm pump) effectively designed and constructed of materials that are compatible with pesticides and capable of being fitted with a system interlock.

Do not apply when wind speed favors drift beyond the area intended for treatment.

Posting Requirements: Posting of areas to be chemigated is required when 1) any part of a treated area is within 300 feet of sensitive areas such as residential areas, labor camps, businesses, day care centers, hospitals, in-patient clinics, nursing homes or any public areas such as schools, parks, playgrounds, or other public facilities not including public roads, or 2) when the chemigated area is open to the public such as golf courses or retail greenhouses.

Posting must conform to the following requirements: Treated areas shall be posted with signs at all usual points of entry and along likely routes of approach from the listed sensitive areas. When there are no usual points of entry, signs must be posted in the corners of the treated areas and in any other location affording maximum visibility to sensitive areas. The printed side of the sign should face away from the treated area towards the sensitive areas. The signs shall be printed in English. Signs must be posted prior to application and must remain posted until foliage has dried and soil surface water has disappeared. Signs may remain in place indefinitely as long as they are composed of materials to prevent deterioration and maintain legibility for the duration of the posting period.

All words shall consist of letters at least 2 1/2 inches tall, and all letters and the symbol shall be a color which sharply contrasts with their immediate background. At the top of the sign shall be the words **KEEP OUT**, followed by an octagonal stop sign symbol at least 8 inches in diameter containing the word **STOP**. Below the symbol shall be the words **PESTICIDES IN IRRIGATION WATER**.

Posting required for chemigation does not replace other posting and reentry interval requirements for farm worker safety.

DIRECTIONS FOR USE (Continued)

Compatibility: When mixing with other chemicals refer to Compatibility section elsewhere on this label.

Agitation: For application of GUTHION 2L alone, a chemical supply tank is not necessary for premixing since GUTHION 2L mixes well with water in the irrigation line. If a chemical supply tank is used, for application of GUTHION 2L alone or in combination with liquid fertilizer or other chemicals, constant strong mechanical or hydraulic agitation must be maintained in the chemical supply tank during the entire period of application.

Chemical Supply Tank Dilution: If a chemical supply tank is used, you must determine the required amounts of GUTHION 2L and water to mix in the tank.

The amount of GUTHION 2L needed equals the number of pints of GUTHION 2L to be applied per acre multiplied by the number of acres to be chemigated.

The amount of emulsion needed equals the gallons of emulsion delivered per hour by the injection pump multiplied by the number of hours chemigation will take place.

The amount of water needed equals the amount of emulsion needed minus the amount of GUTHION 2L needed.

For example, if you want to apply 3 pints of GUTHION 2L per acre to 130 acres in 20 hours and your injection pump delivers 15 gallons per hour, you need: 3 pints GUTHION 2L per acre X 130 acres = 390 pints or 48.75 gallons of GUTHION 2L. And, you need: 15 gallons per hour X 20 hours = 300 gallons of emulsion, minus 48.75 gallons of GUTHION 2L = 251.25 gallons of water.

Cleaning the Chemical Injection System: In order to accurately apply pesticides, the chemical injection system must be kept clean; free of chemical or fertilizer residues and sediments. Refer to your owners manual or ask your equipment supplier for cleaning procedure for your injection system.

Flushing the Irrigation System: At the end of the application period, allow time for all lines to flush the pesticide through all nozzles or emitters before turning off irrigation water. To ensure the lines are flushed and free of pesticides, a dye indicator may be injected into the lines to mark the end of the application period.

SPRINKLER IRRIGATION SYSTEMS

All directions and requirements under the GENERAL DIRECTIONS AND REQUIREMENTS FOR ALL RECOMMENDED TYPES OF IRRIGATION SYSTEMS section of this label must be followed for sprinkler irrigation systems.


In addition, the following directions apply to sprinkler irrigation systems:

Do not apply when wind speed favors drift beyond the area intended for treatment.

It is recommended that nozzles in the immediate area of control panels, chemical supply tanks, pumps and system safety devices be plugged to prevent chemical contamination of these areas.


Center-Pivot and Automatic-Move Linear Systems: Inject the specified dosage per acre continuously for one complete revolution or move of the system. DO NOT USE END GUNS. For a foliar application, the system should be run at maximum speed. For a soil application, the system should be run at a slower speed with application in at least 1/4 inch of water.

Solid Set and Manually Controlled Linear Systems: For foliar application, injection should be during the last 30 to 60 minutes of regular irrigation period or as a separate 30 to 60 minute application not associated with a regular irrigation. For soil treatment, application should be in at least 1/4 inch of water. DO NOT USE END GUNS.



90122


RECOMMENDED APPLICATIONS			
CROP	INSECT	PINTS GUTHION 2L	REMARKS
FIELD CROPS Cotton	Boll Weevil <i>Heliothis</i> (Bollworm/ Budworm) Ovicidal	1/2 to 1	Apply specified dosage per acre by air or ground equipment in sufficient water for complete coverage but not less than 1 gallon per acre. For application by irrigation systems: Apply specified dosage per acre. Follow all directions given under the CHEMIGATION section of this label.
	Brown cotton leafworm Cotton fleahopper Cotton leafworm	1	No more than a total of 12 applications or 24 pints per acre per crop season may be used regardless of rate, formulation or method of application used. Applications may be made up to 1 day before hand picking for rates up to 2 pints per acre or within 17 days of picking at rates above 2 pints per acre. Cotton may be machine harvested any time after application.
	Pink bollworm (Arizona and California only)	2 to 3	For maximum contact <i>Heliothis</i> ovicidal effect, time application to correspond to peak egg deposition.
	Rapid plant bug Tarnished plant bug (<i>Lygus</i>) Thrips	1 to 2	For control of the larval stages of resistant and non-resistant bollworm and/or tobacco budworm, BOLSTAR 6 insecticide may be included in GUTHION 2L tank mixes.
	Stink bug	2	See NOTE below. Do not graze treated fields.
<p>NOTE: GUTHION 2L may be tank-mixed in one application with DEF 6 defoliant. Refer to label for DEF 6 for recommended rates, precautions and restrictions. Preceding the use of this tank mix, GUTHION 2L may be applied in a maximum of 9 times at 1 pint per acre. The maximum rate of DEF 6 in a tank-mix combination is 2 pints per acre.</p>			



RECOMMENDED APPLICATIONS


CROP	INSECT	PINTS GUTHION 2L	REMARKS
<p>FIELD CROPS (Continued)</p> <p>Cotton (Ultra Low Volume Spray)¹</p>	<p>Boll weevil</p>	<p>1/2 to 1</p>	<p>GUTHION 2L may be used undiluted in any ground of aerial spray equipment that has been adapted and calibrated for ultra-low volume spraying. Spray machines must be equipped with accepted low volume devices that will produce droplets within the range of 30 to 100 microns in size. ULV aerial applications should be made at altitudes of 10 to 20 feet.</p> <p>A total of 12 applications may be made per crop season regardless of rate, formulation or method of application used.</p> <p>Application may be made up to 2 days before hand picking. Cotton may be machine harvested any time after application.</p> <p>Do not graze treated fields.</p> <p>Early and Mid-season Control: Apply specified dosage per acre in accordance with local recommendations.</p> <p>Diapause Weevil Control: The one pint per acre rate only is recommended for control of diapausing boll weevils. Schedule applications in accordance with local recommendations.</p>
<p>Rye</p>	<p>Cereal leaf beetle</p>	<p>1-1/2 to 2</p>	<p>Apply specified dosage per acre by air or ground equipment in sufficient water for complete coverage but not less than 1 gallon per acre. Do not apply more than once per season. Do not harvest for food, feed, forage or graze within 30 days of treatment.</p>

¹Note: This formulation, when used undiluted, may cause spotting of automobile finishes if prolonged exposure is permitted. Do not spray directly over automobiles. If accidental exposure does occur, automobiles should be washed immediately.



RECOMMENDED APPLICATIONS


CROP	INSECT	PINTS GUTHION 2L	REMARKS
<p>FIELD CROPS (Continued)</p> <p>Sugarcane (Conventional Spray)</p> <p>(Florida, and Texas only)</p> <p>(Not for use in Louisiana)</p>	<p>Sugarcane borer</p>	<p align="center">3</p>	<p>Apply specified dosage per acre by air application using a minimum of 2 gallons of water per acre. For best results applications should be made at approximately cane top level and not more than 10 feet above cane top level.</p> <p>A total of 5 applications may be made per season.</p> <p>Allow at least 30 days between the last application and harvest.</p> <p>Do not graze treated fields.</p> <p>Bagasse from sugarcane treated with GUTHION 2L may be used for feed of cattle, goats and sheep. Consult your State Agricultural Extension Service or Experiment Station for specific use information.</p> <p>All application equipment must be properly maintained and calibrated using appropriate carriers.</p> <p>Do not make applications during temperature inversions. A temperature inversion is a stable atmospheric condition characterized by an increase in air temperature with increased height above the ground until at some height a "ceiling" or barrier of colder air is met.</p> <p>Make applications when the wind velocity favors on target product deposition (approximately 3 to 10 mph).</p> <p>For applications, the spray boom must be mounted on the aircraft so as to minimize drift caused by wingtip or rotor vortices. Boom length must not exceed 75% of wing span or rotor diameter.</p> <p>Do not apply in the rain.</p>



RECOMMENDED APPLICATIONS


CROP	INSECT	PINTS GUTHION 2L	REMARKS
<p>FIELD CROPS (Continued)</p> <p>Sugarcane¹ (Ultra Low Volume Spray)</p> <p>(Florida, and Texas only)</p> <p>(Not for use in Louisiana)</p>	<p>Sugarcane borer</p>	<p align="center">3</p>	<p>Apply specified dosage per acre undiluted in any aerial spray equipment that has been adapted and calibrated for ultra low volume spraying. Planes must be equipped with accepted low-volume devices that will produce droplets within the range of 30 to 100 microns in size.</p> <p>For best results applications should be made at approximately cane top level and not more than 10 feet above cane top level.</p> <p>A total of 5 applications may be made per season.</p> <p>Allow at least 30 days between last application and harvest.</p> <p>Do not graze treated fields.</p> <p>Bagasse from sugarcane treated with GUTHION 2L insecticide may be used for feed of cattle, sheep and goats. Consult your State Agriculture Extension Service or Experiment Station for specific use information.</p> <p>All application equipment must be properly maintained and calibrated using appropriate carriers.</p> <p>Do not make applications during temperature inversions. A temperature inversion is a stable atmospheric condition characterized by an increase in air temperature with increased height above the ground until at some height a "ceiling" or barrier of colder air is met.</p> <p>Make applications when the wind velocity favors on target product deposition (approximately 3 to 10 mph).</p> <p>For applications, the spray boom must be mounted on the aircraft so as to minimize drift caused by wingtip or rotor vortices. Boom length must not exceed 75% of wing span or rotor diameter.</p> <p>Do not apply in the rain.</p>

¹Note: This formulation, when used undiluted, may cause spotting of automobile finishes if prolonged exposure is permitted. Do not spray directly over automobiles. If accidental exposure does occur, automobiles should be washed immediately.




FRUIT NOTE: It is suggested that when treating fruit during the bloom period, bee keepers should be warned well in advance to remove hives a safe distance from orchards to be treated.

RECOMMENDED APPLICATIONS			
CROP	INSECT	PINTS GUTHION 2L	REMARKS
FRUIT Nectarines Peaches (Eastern US)	Aphids* Cottony peach scale European fruit lecanium scale Forbes scale Lesser peach tree borer Oriental fruit moth Peach twig borer Peach tree borer <i>Platynota flavidana</i> leaf roller Plum curculio Redbanded leaf roller San Jose scale* Stink bug Thrips Tarnished plant bug Terrapin scale Walnut scale White peach scale	3-1/2 to 4-1/2	Apply specified dosage per acre as a full coverage spray. Allow at least 14 days between applications. A total of 13-1/2 pints per acre per crop season may be applied to nectarines. A total of 18 pints per acre per crop season may be applied to peaches. Allow at least 21 days between last application and harvest. For control of peach tree borer, apply 2 or 3 sprays to trunk from ground to scaffold limbs, timed with moth flight. For control of scale, apply when crawlers are present. GUTHION 2L is compatible with dormant and summer oils which may be added to peach sprays in accordance with local recommendations.
Nectarines Peaches (West of the Rocky Mountains)	Lesser peach tree borer Oriental fruit moth Peach twig borer Peach tree borer <i>Platynota flavidana</i> leaf roller Plum curculio Redbanded leaf roller Stink bug Thrips Tarnished plant bug	6 to 8	Apply specified dosage per acre. Allow at least 14 days between applications. A total of 13-1/2 pints per acre per crop season may be applied to nectarines. A total of 18 pints per acre per crop season may be applied to peaches. Allow at least 21 days between last application and harvest. For control of peach tree borer, apply 2 or 3 sprays to trunk from ground to scaffold limbs, timed with moth flight.




RECOMMENDED APPLICATIONS

CROP	INSECT	PINTS GUTHION 2L	REMARKS
FRUIT (Continued) Plums Prunes (Eastern U.S.)	Aphids* Codling moth Eye-spotted bud moth Forbes scale Fruittree leaf roller Lesser peach tree borer Orange tortrix Peach tree borer Peach twig borer Plum curculio Redbanded leaf roller San Jose scale* Stink bug Tarnished plant bug* Tussock moth	3-1/2 to 4-1/2 [1 to 1-1/2 pints per 100 gallons]	Apply specified dosage per acre as a full coverage spray. A total of 13-1/2 pints per acre per crop season may be applied to plums and prunes. Allow at least 10 days between applications. Allow at least 15 days between last application and harvest. For control of peach tree borer, apply 2 or 3 sprays to trunk from ground to scaffold limbs, timed with moth flight. For control of scale, apply when crawlers are present. GUTHION 2L is compatible with dormant and summer oils which may be added to prune sprays in accordance with local recommendations.
	American plum borer	6	
Plums Prunes (West of the Rocky Mountains)	Codling moth Eye-spotted bud moth Fruittree leaf roller Lesser peach tree borer Orange tortrix Peach tree borer Peach twig borer Plum curculio Redbanded leaf roller Stink bug Tarnished plant bug* Tussock moth	4 to 8	Apply specified dosage per acre. A total of 13-1/2 pints per acre per crop season may be applied to plums and prunes. Allow at least 10 days between applications. Allow at least 15 days between last application and harvest. For control of peach tree borer, apply 2 or 3 sprays to trunk from ground to scaffold limbs, timed with moth flight.
	American plum borer	6 to 8	



RECOMMENDED APPLICATIONS			
CROP	INSECT	PINTS GUTHION 2L	REMARKS
FRUIT (Continued) Blackberries Boysenberries Loganberries Raspberries	Leafhoppers Leafrollers	1	Apply specified dosage per acre to foliage using approximately 200 gallons of water for good coverage. Where ground conditions dictate an air application of GUTHION 2L, use specified rate in a minimum of 1 gallon of water per acre. Do not apply within 14 days of harvest. Do not apply more than twice per season.
	Leafminers	1-1/4	
	Aphids*	1-1/4 to 2	
	Obscure root weevil	2	
	Obscure root weevil	2	
Blueberries (Eastern and North Central States only)	Blueberry maggot Fruitworms Lecanium scale Plum curculio	2 to 3	Apply specified dosage per acre with aerial or ground equipment using sufficient water for good coverage. A total of 3 applications may be made per crop season regardless of rate of formulation used. Allow at least 10 days between applications and at least 7 days between last application and harvest.
Cranberries	Cranberry fruitworm <i>Sparganothis sulfureana</i> Tipworm	2 to 4	Apply specified dosage per acre by air using sufficient water for good coverage. For application by irrigation systems: Apply specified dosage per acre. Follow all directions given under the CHEMIGATION section of this label. A total of 3 applications may be made per crop season regardless of rate or formulation used. Allow at least 14 days between applications and at least 21 days between last application and harvest.
	Fireworms	4	



RECOMMENDED APPLICATIONS			
CROP	INSECT	PINTS GUTHION 2L	REMARKS
FRUIT Citrus Fruits	Aphids* Black scale Brown soft scale Chaff scale Citricola scale Citrus mealybug Citrus root weevil complex Citrus Thrips Cottony-cushion scale European brown snail Florida red scale Fruittree leaf roller Fuller rose beetle Glove scale Orange tortrix Purple scale Snow scale Western tussock moth Whiteflies	5 to 8	<p>Apply specified dosage per acre as a full coverage spray. A single application per year may be applied up to within 7 days of harvest. Where 2 applications are required, allow at least 28 days between the second application and harvest.</p> <p>A total of two applications may be applied per fruit year regardless of rate of formulation used.</p> <p>Do not pick fruit or do other work involving contact with the tree (such as pruning) within 7 days after treatment.</p> <p>Citrus root weevil complex includes sugarcane rootstalk borer (apopka weevil), fuller rose beetle, little leaf notcher, and two species of blue green citrus root weevil.</p>
	California red scale Yellow scale	8	
Grapes	Grape berry moth Grape cane girdlers Grape mealybug Leafhoppers* Redbanded leaf roller Thrips Grape leaf skeletonizer	3 to 4	<p>Apply specified dosage per acre as a full coverage spray.</p> <p>A total of 3 applications may be made per crop season regardless of rate or formulation used.</p> <p>Allow at least 14 days between applications. Minimum dosage specified may be applied up to harvest. For higher rates allow at least 7 days between last application and harvest.</p>
Strawberries	Aphids* Meadow spittlebug Oblique-banded leaf roller Obscure root weevil Omnivorous leaf tier Pea leaf weevil Small black (grass) weevil Strawberry leaf roller Whitefly	2	<p>Apply specified dosage per acre as a full coverage spray using sufficient water for good coverage. For application by irrigation systems: Apply specified dosage per acre. Follow all directions given under the CHEMIGATION section of this label.</p> <p>A total of 4 applications may be made per crop season regardless of rate or formulation used.</p> <p>Allow at least 5 days between applications and at least 5 days between last application and harvest.</p>

* In some areas, these species may have developed resistance to organophosphate insecticides. GUTHION insecticide used alone may not provide satisfactory control in those areas. Consult your local agricultural advisor or cooperative extension service for recommendations.

RECOMMENDED APPLICATIONS

CROP	INSECT	PINTS GUTHION 2L	REMARKS
NUTS Almonds	Peach twig borer Navel orangeworm	6 to 8	Apply specified dosage per acre. A total of 2 applications may be made per crop season regardless of rate or formulation used. Allow at least 30 days between applications and at least 60 days between last application and harvest. Do not apply after husks split.
Filberts (Pacific Northwest only)	Apple mealybug Filbert worm Filbert aphid Filbert leaf roller	6 to 8	Apply specified dosage per acre as a full coverage spray. A total of 3 applications may be made per crop season regardless of rate or formulation used. Allow at least 14 days between applications and at least 30 days between last application and harvest. Do not graze livestock in treated groves for 21 days after treatment.
Pecans	Aphids* Fall webworm Hickory shuckworm Leaf miners May beetles Pecan casebearer Southern green stink bug Spittlebugs Twig girdlers Walnut caterpillars	6 to 8	Apply specified dosage per acre as a full coverage spray. A total of 3 applications may be made per crop season regardless of rate or formulation used. Allow at least 7 days between applications. Do not apply after husks split. Livestock may be grazed in treated groves after a 21-day post-treatment interval. *In some areas, these species may have developed resistance to organophosphate insecticides. GUTHION insecticide used alone may not provide satisfactory control in those areas. Consult your local agricultural advisor or cooperative extension service for recommendations.
Walnuts	Codling moth Filbertworm Navel orangeworm Walnut husk fly Red-humped caterpillar	6 to 8	Apply specified dosage per acre as a full coverage spray by air or ground. A total of 3 applications may be made per crop season regardless of dosage or formulation used. Allow at least 14 days between applications. Allow at least 21 days between last application and harvest. Do not graze livestock in treated groves for 21 days after treatment.

RECOMMENDED APPLICATIONS


CROP	INSECT	PNTS GUTHION 2L	REMARKS
VEGETABLES Artichokes	Plume moth	6	<p>Apply specified dosage per acre in sufficient water for complete coverage. For application by irrigation systems: Apply specified dosage per acre. Follow all directions given under the CHEMIGATION section of this label. A total of 3 applications may be made per crop season regardless of rate, formulation or method of application used.</p> <p>Allow at least 14 days between applications and at least 30 days between last application and harvest.</p> <p>Do not feed or ensile treated forage.</p>
Broccoli Brussels sprouts Cabbage (includes tight heading varieties of Chinese cabbage) Cauliflower	Aphids* Cabbage looper Diamond-back moth Imported cabbage-worm	2 to 3	<p>Apply specified dosage per acre in sufficient water for complete coverage but not less than 1 gallon per acre. Do not apply within 7 days of harvest for Brussels sprouts, 15 days of harvest for broccoli and cauliflower, nor within 21 days of harvest for cabbage.</p> <p>Do not exceed more than 3 applications per season.</p>
	Cabbage maggot	1/2	<p>Mix specified dosage in 50 gallons of water. Apply 4 to 6 ounces of this emulsion per plant immediately after transplanting.</p>
	Cabbage maggot (Transplant Fields in California only)	3	<p>Apply specified dosage in 300 to 400 gallons of water per acre as a soil drench in the rows when damage first appears. Additional applications may be necessary. Do not apply within 21 days of harvest.</p> <p>Do not exceed more than 3 applications per season.</p>
	Cabbage maggot (Direct Seeded Fields in California only)	3	<p>Apply specified dosage per acre in sufficient water for uniform distribution. Mix in the upper 2 inches of soil prior to seeding or spray in the seed row at planting time. Usually 2 additional sprays are necessary during the growing season depending upon time of year and maggot population. Do not apply within 21 days of harvest.</p> <p>Do not exceed more than 3 applications per season.</p>
Celery	Aphids* Leaf miners Leafhoppers Spittlebugs Tarnished plant bug	2	<p>Apply specified dosage in 100 gallons of water as a full coverage spray** using not more than 200 gallons of finished spray per acre. Do not apply within 14 days of harvest.</p> <p>Do not exceed more than 3 applications per season.</p>
Cucumbers*	Spotted cucumber beetle Striped cucumber beetle Western-striped cucumber beetle		<p>Apply specified dosage per acre in sufficient water for complete coverage. For application by irrigation systems: Apply specified dosage per acre. Follow all directions given under the CHEMIGATION section of this label. A total of 3 applications may be made per crop season regardless of rate, formulation of method of application used.</p> <p>Allow at least 7 days between applications and at least 1 day between last application and harvest.</p>

RECOMMENDED APPLICATIONS

CROP	INSECT	PINTS GUTHON 2L	REMARKS
VEGETABLES (Continued) Eggplant	Leaf miners	1-1/2 to 2	Apply specified dosage per acre in sufficient water for complete coverage. For application by irrigation systems: Apply specified dosage per acre. Follow all direction given under the CHEMIGATION section of this label. A total of 3 applications may be made per crop season regardless of rate, formulation or method of application used. Allow at least 7 days between applications, and at least 21 days between last application and harvest.
	European corn borer Flea beetles	2	
Onions (Green and Dry)	Thrips	2 to 3	Apply specified dosage per acre by air or ground equipment in sufficient water for complete coverage. For application by irrigation systems: Apply specified dosage per acre. Follow all directions given under the CHEMIGATION section of this label. A total of 3 applications may be made per crop season regardless of rate, formulation or method of application used. Allow at least 7 days between applications for dry bulb onions. Allow at least 10 days between applications for green onions. For dry onions, allow at least 28 days between last application and harvest. For green onions, allow at least 14 days between last application and harvest.
Peppers	Leaf miners	1-1/2 to 2	Apply specified dosage per acre by air or ground equipment in sufficient water for complete coverage. For application by irrigation systems: Apply specified dosage per acre. Follow all directions given under the CHEMIGATION section of this label. A total of 3 applications may be made per crop season regardless of rate, formulation or method of application used. Allow at least 7 days between applications and 21 days between last application and harvest.
	European corn borers Flea beetles	2	
Potatoes	Colorado potato beetle	1-1/2	Apply specified dosage per acre in sufficient water for complete coverage. For application by irrigation systems: Apply specified dosage per acre. Follow all directions given under the CHEMIGATION section of this label. A total of 3 applications may be made per crop season regardless of rate, formulation or method of application used. Allow at least 7 days between applications and 7 days between last application and harvest. NOTE: Resistance of Colorado potato beetle has occurred in some areas. Consult your local Extension Service or MILES Sales Representative for details.
	Banded cucumber beetle Leaf miners	1-1/2 to 2	
	European corn borer Flea beetle Leafhoppers Spittlebugs Tarnished plant bug	2 to 3	
	Tuberworms	2-1/4 to 3	

RECOMMENDED APPLICATIONS

CROP	INSECT	PINTS GUTHION 2L	REMARKS
VEGETABLES (Continued) Tomatoes	Colorado potato beetle	1-1/2	<p>Apply specified dosage per acre by air or ground equipment in sufficient water for complete coverage. For application by irrigation systems: Apply specified dosage per acre. Follow all directions given under the CHEMIGATION section of this label. A total of 4 applications may be made per crop season regardless of rate, formulation or method of application used. The high rates should be used where heavy infestations of late instar lepidopterous larvae (large worms) and pinworms are present.</p> <p>Allow at least 7 days between applications.</p> <p>Rates of 3 pints per acre or less may be applied up to day of harvest.</p> <p>Rates of 3 pints require an interval of 14 days between last application and harvest.</p> <p>NOTE: Resistance of Colorado potato beetle has occurred in some areas. Consult your local Extension Service or MILES Sales Representative for details.</p> <p>*In some areas, these species may have developed resistance to organophosphate insecticides. GUTHION insecticide used alone may not provide satisfactory control in those areas. Consult your local agricultural advisor or cooperative extension service for recommendations.</p>
	Banded cucumber beetle <i>Drosophila</i> Green stink bug Leaf miners Whitefly	1-1/2 to 2	
	Aphids* European corn borer Flea beetles Grasshoppers Leafhoppers Thrips	2 to 3	
	Tuberworm	2-1/4 to 3	
	Fruitworm Hornworm Pinworm Yellow-striped armyworm	3 to 6	
MELONS Honeydew Melons Muskmelon (Cantaloupe) Watermelons Other Melons	Leafhoppers Leaf miners	1-1/2 to 2	
	Rindworms Spotted cucumber beetle Striped cucumber beetle Western-striped cucumber beetle	2	



RECOMMENDED APPLICATIONS			
CROPS	INSECTS	PINTS GUTHION 2L	REMARKS
ORNAMENTALS Ornamentals Nursery Plants	Aphids* Black vine weevil Cercococcus scale Euonymus scale Juniper scale Lace bugs Leafhoppers Olive scale Oystershell scale Pulvinaria scale Thrips	1-1/2 to 2	Apply specified dosage per 100 gallons** of water (2 teaspoonfuls per gallon). Spray all foliage surfaces including the underside of leaves for complete coverage. Repeat applications may be made as necessary.
	Brown soft scale Putnam scale	4	
	Black pine leaf scale European elm scale	3 to 4	
	European pine shoot moth Nantucket pine tip moth	1-1/2 to 3	Apply specified dosage per acre in sufficient water for good coverage. For application to individual trees use 1 teaspoonful GUTHION 2L per gallon. Time applications to coincide with moth flights.
Christmas Trees	Scale spp. Sawfly spp. European pine shoot moth Eastern pine shoot borer Nantucket pine tip moth	1-1/2 to 3	Apply specified dosage per acre by air or ground equipment in sufficient water to give complete coverage but not less than 1 gallon per acre. Time applications to coincide with susceptible pest development.
Southern Pine Seed Orchards	Coneworm Seedworm	See Remarks	Use 6 pints per 100 gallons of water (0.2% dilution) as a full coverage spray**. Use 3 pints per 10 gallons of water (1% dilution) for low volume sprayers. Apply first application within 30 days following conical closure, followed by 3 to 5 applications (at least 30 days apart). Apply approximately 5 to 10 gallons of the 0.2% dilution with high volume sprayers or approximately 1 to 2 gallons of the 1% dilution with low volume sprayers per tree. Thorough coverage of cones is necessary for maximum control.

Injury to Hawthorn or American linden may occur under some conditions. Do not allow children or pets in treated area until material is dry.

*In some areas, these species may have developed resistance to organophosphate insecticides. GUTHION insecticide used alone may not provide satisfactory control in those areas. Consult your local agricultural advisor or cooperative extension service for recommendations.

**This concentration is calculated for conventional hydraulic-type sprayers. When lower volumes of spray are applied per acre with concentrate sprayers, increase the concentration of GUTHION 2L insecticide in the spray mixture in order to apply amount of GUTHION 2L insecticide per acre equivalent to a full coverage spray. In Southern Pine Seed Orchards where conditions dictate an air application, apply dosage per acre equivalent to a full coverage ground spray in not less than one gallon of water per acre.

RESTRICTIONS

Do not use on other crops used for food or forage. Use only according to label directions. Application at rates above those shown may result in illegal crop

residues. Do not graze livestock in treated orchards, or groves for 21 days after treatment. Do not treat food crops grown in the greenhouse.

RE-ENTRY STATEMENTS FOR FARM WORKERS

Do not apply this product in such a manner as to directly or through drift expose workers or other persons. The area being treated must be vacated by unprotected persons. Do not enter treated areas for 24 hours after application unless protective clothing is worn, as described in the product labeling. Because certain states may require more restrictive reentry intervals for various crops treated with this product, consult your State Department of Agriculture for further information.

(The following may appear in supplemental labeling accompanying the product)

Written or oral warnings must be given to workers who are expected to be in a treated area or in an area about to be treated with this product. Oral warnings should

include those statements found under the label heading "Precautionary Statements" and "Re-entry Statements" included on this label. When oral warnings are given, warnings shall be given in a language customarily understood by workers. Oral warnings must be given if there is reason to believe that written warnings cannot be understood by workers. Written warnings must include the following information: DANGER, area treated with GUTHION 2L on (date of application). Do not enter without appropriate protective clothing until 24 hours after application. If on skin, remove contaminated clothing and wash skin immediately with soap and warm water. If eyes are contaminated, wash with flowing water for at least 15 minutes. If swallowed, vomiting should be induced. (See Precautionary Statements on label).

ROTATIONAL CROPS

Do not plant root crops other than those with registered azinphos-methyl uses in azinphos-methyl treated soil sooner than 6 months after the last

application. Do not plant any other crop other than those with registered azinphos-methyl uses in treated soil sooner than 30 days after last application.

STORAGE AND DISPOSAL

Pesticide Disposal: Do not contaminate water, food or feed by storage or disposal.

Pesticide wastes are acutely hazardous. Improper disposal of excess pesticide, spray mixture, or rinsate is a violation of Federal Law. If these wastes cannot be disposed of by use according to label instructions, contact your State Pesticide or Environmental Control Agency, or the Hazardous Waste representative at the nearest EPA Regional Office for guidance.

Container Disposal:

Metal: Triple rinse (or equivalent). Then offer for recycling or reconditioning, or puncture and dispose of in a sanitary landfill, or by other procedures approved by state and local authorities.

Plastic: Triple rinse (or equivalent). Then offer for recycling or reconditioning, or puncture and dispose of in a sanitary landfill, or incineration, or, if allowed by state and local authorities, by burning. If burned, stay out of smoke.

Store in a cool, dry place and in such a manner as to prevent cross contamination with other pesticides, fertilizers, food, and feed. Keep away from open flame and extreme heat. Do not store below 45°F. Store in original container and out of the reach of children, preferably in a locked storage area.

Handle and open container in a manner as to prevent spillage. If container is leaking, invert to prevent leakage. If the container is leaking or material spilled for any reason or cause, carefully dam up spilled material to prevent runoff. Refer to Precautionary Statements on label for hazards associated with the handling of this material. Do not walk through spilled material. Absorb spilled material with absorbing type compounds and dispose of as directed for pesticides above. In spill or leak incidents, keep unauthorized people away. You may contact the Miles Emergency Response Team for decontamination procedures or any other assistance that may be necessary. The Miles Kansas City Emergency Response Telephone No. is 816-242-2582, or contact Chemtrec at 800-424-9300.

Miles Inc.
Crop Protection Products
P.O. Box 4913, Kansas City, Missouri 64120-0013