

Admire[®] 2 Flowable

Insecticide

For control of certain insects infesting cotton, pecans, potatoes and vegetables.

ACTIVE INGREDIENT:

Imidacloprid, 1-[(6-Chloro-3-pyridinyl)methyl]-
-N-nitro-2-imidazolidinimine.....21.4%

OTHER INGREDIENTS.....78.6%
100.0%

SHAKE WELL BEFORE USING

Contains 2 pounds of imidacloprid per gallon.

EPA Reg. No. 3125-422 Net Contents: _____ Gallons

AMENDMENT

TO PREVIOUSLY REGISTERED LABELING

(alternate Environment Hazards section)

ENVIRONMENTAL HAZARDS


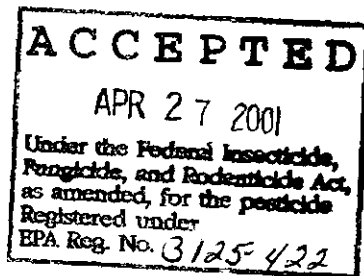
Do not apply directly to water, areas where surface water is present or to intertidal areas below the mean high water mark. Do not contaminate water when disposing of equipment washwaters.

This product is highly toxic to bees exposed to direct treatment or residues on blooming crops or weeds. Do not apply this product or allow it to drift to blooming crops or weeds if bees are visiting the treatment area. This product is toxic to wildlife and highly toxic to aquatic invertebrates.

This chemical demonstrates the properties and characteristics associated with chemicals detected in ground water. The use of this chemical in areas where soils are permeable, particularly where the water table is shallow, may result in groundwater contamination.

DIRECTIONS FOR USE

It is a violation of Federal law to use this product in a manner inconsistent with its labeling.



RECOMMENDED APPLICATIONS		
CROP	PEST	RATE PER APPLICATION
CITRUS (including grapefruit, lemon, orange, calamondin, citron, chironja, tangelo, tangor, kumquat, lime, mandarin, tangerine, pummelo, and satsuma mandarin)	Aphids Blackfly Citrus leafminer Leafhopper (including Sharpshooters) Mealybug Scales Whitefly	16 to 32 fl oz per grove acre
	Suppression of Thrips Termites See Note below.	

FIELD APPLICATIONS

Apply specified dosage as a soil application prior to or at onset of pest infestations for optimal results. Sufficient water volume should be utilized to ensure even, uniform distribution of the product. Soil should be lightly pre-wetted to break soil surface tension prior to applications of ADMIRE. Utilize one of the following methods for product application:

- 1) A surface band sprayed onto the soil on both sides of the tree. Bands should overlap at the tree base to create a continuous band from dripline to dripline of the tree. Bands should not extend wider than the dripline of the trees in any direction. Application should be followed immediately with light sprinkler irrigation capable of applying water to the entire treated area and sufficient to move the product into the upper portion of the root zone. This method suitable for very coarse soils with 0.75% organic matter or less.
- 2) A drench to base of tree. Apply appropriate dosage in a carrier volume not exceeding one quart total solution per tree immediately around trunk of tree and extending outward covering the entire fibrous root system of the tree. Recommended for trees up to 8 feet tall.
- 3) Through microsprinkler irrigation systems below the tree canopy. For optimum results, apply to trees either newly planted or those previously trained to drip/low pressure irrigation. Emitters placed under the tree canopy near the trunk provide better results. Emitters must provide even, uniform distribution of water. Once the irrigation system has reached operating pressure, the ADMIRE solution should be injected into the system over a time to allow uniform distribution throughout the system. The use of a dye marker in the solution may be used to determine when lines are clear of ADMIRE. Once the solution has cleared all irrigation lines and emitters, continue irrigation, but do not over irrigate or cause runoff. On sand soils (such as in Florida), this after-irrigation should not be more than 10 minutes. Allow 24 hours before subsequent irrigations. Contact your local BAYER representative for additional information.

Applications of ADMIRE through microsprinkler irrigation systems should may be done as a separate operation from normal irrigation for crop maintenance purposes. In addition, the injection operation should not be made within 24 hours following normal irrigation.

Do not apply more than 32 fl oz/grove acre per year.

Note: For control of existing termite infestations, apply specified dosage in 1 to 4 quarts of total solution volume, depending on size of tree, as a drench application to the basal portion of the tree trunk and surrounding soil in the immediate vicinity of the tree trunk.


Do not apply more than 32 fl oz/grove acre per year.

RECOMMENDED APPLICATIONS		
CROP	PEST	RATE PER APPLICATION
Containerized Citrus	Aphids Blackfly Citrus leafminer Larvae of Citrus Root Weevil Complex Mealybug Scales Termites Whitefly Leafhopper (including Sharpshooters) Suppression of Thrips	0.75 mL per cubic foot of container media (except Citrus root weevil)
		For Citrus root weevil larvae, 1.25 to 2.5 mL per cubic foot of container media

APPLICATIONS TO CONTAINERIZED CITRUS

Determine volume of container and calculate dosage necessary to treat container utilized. Apply calculated dosage of ADMIRE 2F per container as a soil drench or through drip or trickle irrigation water. Use sufficient carrier volume to ensure thorough uniform distribution throughout the media without loss of gravitational water from the container. Treatment should be made at planting prior to insect infestation for optimal results. Retreat if necessary.

For control of larvae of the citrus root weevil complex, application should be made prior to neonate larvae entering potting media. Utilize higher dosage for heavy i



RECOMMENDED APPLICATIONS		
CROP	PEST	RATE PER APPLICATION
VEGETABLES (Direct-seed or Transplant) (Except those grown for seed) Cardoon Celery Chinese celery Celtuce Florence fennel Rhubarb Swiss chard	Aphids Whiteflies (Including Sweetpotato or Silverleaf whitefly)	10 to 24 fl oz/A (See conversion chart for linear application rates.)
SOIL APPLICATION Apply specified dosage in sufficient carrier volume to insure uniform application and incorporate into the soil using one of the following methods: 1) In a narrow band centered on the plant row in the bedding operation 14 or fewer days prior to planting. For best results band width should be 2" or less and placed 1" to 2" below the seed depth. 2) In-furrow spray at or below seed level or a narrow (2" or less) surface band above the seedline during planting. For surface-banded applications incorporate to a depth of 1-1/2" with sufficient irrigation within 24 hours to insure satisfactory insect control 3) As a post-seeding drench, transplant drench, or hill drench. Applications should be made with sufficient water to insure incorporation into the root zone. 4) As a sidedress after plants are established. Applications should be placed with 2 to 4 inches to the side of each row and incorporated 1 or more inches deep. Applications should be made to each row if there are two rows per bed. 5) In drip or trickle irrigation water. The rate applied affects the length of control. Use higher rates where infestations occur later in crop development, or where pest pressure is continuous. Do not apply a soil application within 45 days of harvest. Do not apply more than 24 fluid ounces of ADMIRE 2 Flowable per acre per year as a single soil application (See Note).		
NOTE: Regardless of the type of formulation or application method, do not apply more than 0.5 lb imidacloprid per acre per year.		

D-9068c 032701

Bayer Corporation
 Crop Protection Products
 Box 4913
 Kansas City, MO 64120-0013
 (800) 842-8020
<http://uscrop.bayer.com>

