

283-8895.YLD

U.S. LABEL

Base Pre-Reg. (8895)

Reason to Issue: To delete cyst nematodes on tobacco per PR Notice 95-2.

Date of Draft: 11/19/96 (T)

RESTRICTED USE PESTICIDE
 Due to High Acute Toxicity and Toxicity to Wildlife
 For Sale to and Use Only by a Certified Applicator for Uses Authorized by His Certification,
 or By Persons Under His Direct Supervision.

Nemacur 3

Nemacur® 3

Emulsifiable Systemic Insecticide-Nematicide

For effective control of nematodes in certain field, fruit and vegetable crops.

ACTIVE INGREDIENT:

Ethyl 3-methyl-4-(methylthio)phenyl (1-methylethyl)phosphoramidate	35%
INERT INGREDIENTS	65%
	100%

Contains Aromatic Petroleum Distillates.

Contains 3 pounds of ethyl 3-methyl-4-(methylthio)phenyl(1-methylethyl)phosphoramidate per gallon.

Do not store below 32°F. Keep in a cool dry place. Do not use or store near heat or open flame.

EPA Reg. No. 3125-283

STOP - Read The Label Before Use
KEEP OUT OF THE REACH OF CHILDREN

NOTIFICATION
 Dec 6 1996

DANGER



POISON

PELIGRO

Si usted no entiende la etiqueta, busque a alguien para que se la explique a usted en detalle.

(If you do not understand the label, find someone to explain it to you in detail.)

STATEMENTS OF PRACTICAL TREATMENT

Organophosphate

In case of poisoning, call a physician immediately. Have patient lie down and keep quiet. **If swallowed:** Vomiting should be induced. Administer water freely and induce vomiting by giving one dose (1/2 oz or 15 mL) of syrup of ipecac. If vomiting does not occur within 10 to 20 minutes, administer second dose. If syrup of ipecac is not available, induce vomiting by sticking finger down throat. Repeat until vomit fluid is clear. Never give anything by mouth to an unconscious person. Professional medical assistance should be secured

immediately. **If on skin:** Remove contaminated clothing and wash skin immediately with soap and warm water. **If eyes are contaminated:** Hold eyelids open and flush with a steady, gentle stream of water for at least 15 minutes. **If inhaled:** Remove victim to fresh air. If not breathing, give artificial respiration, preferably mouth to mouth.

SYMPTOMS OF POISONING: A sense of "tightness" in the chest. Sweating. Contracted pupils. Stomach pains. Vomiting and diarrhea.

Text being added is highlighted by redlining

Text being deleted is highlighted by ~~strikeout~~

2610

Note To Physician: ANTIDOTE - Administer atropine sulfate in large therapeutic doses. Repeat as necessary to the point of tolerance. 2-PAM is also antidotal and may be administered in conjunction with atropine.

Compound inhibits cholinesterase resulting in stimulation of

the central nervous system, the parasympathetic nervous system, and the somatic motor nerves. Do not give morphine. Watch for pulmonary edema, which may develop in serious cases of poisoning even after 12 hours. At first sign of pulmonary edema, the patient should be placed in an oxygen tent and treated symptomatically.

PRECAUTIONARY STATEMENTS HAZARDS TO HUMANS AND DOMESTIC ANIMALS

DANGER: Fatal if swallowed or absorbed through the skin. Causes irreversible eye damage. May be fatal if inhaled. Do not get in eyes, on skin or on clothing. Do not breathe vapor or spray mist. Do not contaminate feed or food.

Personal Protective Equipment: Some materials that are chemical-resistant to this product are listed below. If you want more options, follow the instructions for category G on an EPA chemical-resistance category selection chart.

Applicators and other handlers must wear:

- Chemical-resistant protective suit
- Chemical-resistant gloves, such as barrier laminate or viton
- Chemical-resistant footwear plus socks
- Protective eyewear
- Chemical-resistant headgear for overhead exposure
- For exposures in enclosed areas, a respirator with either an organic vapor-removing cartridge with a prefilter approved for pesticides (MSHA/NIOSH approval number prefix TC-23C), or a canister approved for pesticides (MSHA/NIOSH approval number prefix TC-14G)
- For exposures outdoors, dust/mist filtering respirator (MSHA/NIOSH approval number prefix TC-21C)

Discard clothing and other absorbent materials that have been drenched or heavily contaminated with this product's concentrate. Do not reuse them. Follow manufacturer's instructions for cleaning/maintaining PPE. If no such instructions for washables, use detergent and hot water: Keep and wash PPE separately from other laundry.

Engineering controls statements: When handlers use closed systems or enclosed cabs in a manner that meets the requirements listed in the Worker Protection Standard (WPS) for agricultural pesticides [40 CFR 170.240(d)(4-6)], the handler PPE requirements may be reduced or modified as specified in the WPS.

User Safety Recommendations

Users should:

- Wash hands before eating, drinking, chewing gum, using tobacco or using the toilet.
- Remove clothing immediately if pesticide gets inside. Then wash thoroughly and put on clean clothing.
- Remove PPE immediately after handling this product. Wash the outside of gloves before removing. As soon as possible, wash thoroughly and change into clean clothing.

ENVIRONMENTAL HAZARDS

This pesticide is toxic to fish and wildlife. Drift and runoff from treated areas may be hazardous to aquatic organisms in neighboring areas. Do not apply directly to water, or to areas where surface water is present or to intertidal areas below the mean high water mark. Do not contaminate water when disposing of equipment washwaters.

Ground Water Advisory: Fenamiphos is known to leach through soil and has been found in ground water as a result of agriculture use. Users are advised not to apply in areas where soils are permeable, particularly where ground water is used for drinking water. Consult with the pesticide state lead agency for information regarding soil permeability and aquifer vulnerability in your area.

Do not use mist sprayers. Use only coarse sprays directed at soil to eliminate spray drift. Aerial application of this product is prohibited.

DIRECTIONS FOR USE

It is a violation of Federal law to use this product in a manner inconsistent with its labeling. Do not apply this product in a way that will contact workers or other persons, either directly or through drift. Only protected handlers may be in the area during application. For any requirements specific to your State or Tribe, consult the agency responsible for pesticide regulation.

AGRICULTURE USE REQUIREMENTS

Use this product only in accordance with its labeling and with the Worker Protection Standard, 40 CFR part 170. This Standard contains requirements for the protection of agricultural workers on farms, forests, nurseries, and greenhouses, and handlers of agricultural pesticides. It contains requirements for training, decontamination, notification, and emergency assistance. It also contains

AGRICULTURE USE REQUIREMENTS Continued

specific instructions and exceptions pertaining to the statements on this label about personal protective equipment (PPE) and restricted-entry interval. The requirements in this box only apply to uses of this product that are covered by the Worker Protection Standard.

Do not enter or allow worker entry into treated areas during the restricted entry interval (REI) of 48 hours.

Exception: If the product is soil-injected or soil-incorporated, the Worker Protection Standard, under certain circumstances, allows workers to enter the treated area if there will be no contact with anything that has been treated.

PPE required for early entry to treated areas that is permitted under the Worker Protection Standard and that involves contact with anything that has been treated, such as plants, soil, or water, is:

- Chemical-resistant protective suit
- Chemical-resistant gloves, such as barrier laminate or viton
- Chemical-resistant footwear plus socks
- Protective eyewear
- Chemical-resistant headgear for overhead exposure

Important: Read these entire Directions and Conditions of Sale before using NEMACUR 3 emulsifiable systemic insecticide-nematicide.

CONDITIONS OF SALE: THE DIRECTIONS ON THIS LABEL WERE DETERMINED THROUGH RESEARCH TO BE THE DIRECTIONS FOR CORRECT USE OF THIS PRODUCT. THIS PRODUCT HAS BEEN TESTED FOR A RANGE OF WEATHER CONDITIONS SIMILAR TO THOSE WEATHER CONDITIONS THAT ARE ORDINARY AND CUSTOMARY IN THE GEOGRAPHIC AREA WHERE THE PRODUCT IS USED. INSUFFICIENT CONTROL OF PESTS AND/OR INJURY TO THE CROP TO WHICH THE PRODUCT IS APPLIED MAY RESULT FROM THE OCCURRENCE OF EXTRAORDINARY OR UNUSUAL WEATHER, OR FROM FAILURE TO FOLLOW LABEL DIRECTIONS. IN ADDITION, FAILURE TO FOLLOW LABEL DIRECTIONS MAY CAUSE INJURY TO OTHER CROPS, ANIMALS, MAN, OR THE ENVIRONMENT. BAYER OFFERS, AND THE BUYER ACCEPTS AND USES, THIS PRODUCT SUBJECT TO THE CONDITIONS THAT EXTRAORDINARY OR UNUSUAL WEATHER, OR FAILURE

TO FOLLOW LABEL DIRECTIONS ARE BEYOND THE CONTROL OF BAYER AND ARE, THEREFORE, THE RESPONSIBILITY OF THE BUYER.

NEMACUR 3 may be applied by ground equipment or low pressure irrigation (apple, cherry, grape, nectarine, peach, kiwifruit, citrus and pineapple (Hawaii only)). Do not apply by mist sprayers or aerial spray equipment.

Check equipment calibration frequently.

Mixing: NEMACUR 3 mixes readily with water. No special premixing should be required if used in spray equipment equipped with a recirculation system or agitation. If the spray mixture is allowed to sit overnight, redispersion is readily obtained by agitation or recirculation.

Tank Mixing: NEMACUR 3 can be tank mixed with registered fungicides, herbicides and insecticides. Observe all cautions and limitations on labeling of all products used in tank mixtures.

Compatibility: NEMACUR 3 is physically compatible with many registered pesticides and liquid fertilizers. To determine the compatibility of NEMACUR 3 with other products, the following procedure should be followed: Pour the recommended proportions of the products into a suitable container of water, mix thoroughly and allow to stand at least five (5) minutes. If the combination remains mixed or can be re-mixed readily, the mixture is considered physically compatible. It is recommended that combinations not be allowed to sit overnight due to possible crystal growth, clabbering, etc. For further information contact your local Bayer representative.

Consult your State Agricultural Experiment Station, or Extension Service Specialist or Bayer representative for guidance on the selection of dosage rates and timing of applications appropriate for your specific crop. State regulations may contain additional restrictions or requirements. Check the remarks and restrictions sections of this label for additional directions.

Ground Application Equipment: Unless otherwise specified, apply NEMACUR 3 in a minimum of 20 gallons of water per treated acre. Maintain sufficient agitation during application to insure a uniform mixture. Incorporate NEMACUR 3 immediately after application for best results.


CHEMIGATION

Apply NEMACUR 3 only through low pressure irrigation equipment (including drip, mini-sprinklers, strip tubing and jets). Do not apply NEMACUR 3 through any other type of irrigation system.

The system must contain a functional check valve, vacuum relief valve and low pressure drain appropriately located on

the irrigation pipeline to prevent water source contamination from backflow.

The pesticide injection pipeline must contain a functional, automatic, quick-closing check valve to prevent the flow of fluid back toward the injection pump.



46-10

The pesticide injection pipeline must also contain a functional, normally closed, solenoid-operated valve located on the intake side of the injection pump and connected to the system interlock to prevent fluid from being withdrawn from the supply tank when the irrigation system is either automatically or manually shut down.

The system must contain functional interlocking controls to automatically shut off the pesticide injection pump when the water pump motor stops.

The irrigation line or water pump must include a functional pressure switch which will stop the water pump motor when the water pressure decreases to the point where pesticide distribution is adversely affected.

Systems must use a metering pump such as a positive displacement injection pump (e.g., diaphragm pump) effectively designed and constructed of materials that are compatible with pesticides and capable of being fitted with a system interlock.

Do not apply when wind speed favors drift beyond the areas intended for treatment.

A pesticide supply tank is not necessary for premixing since NEMACUR 3 mixes well with water in the irrigation line. If a pesticide supply tank is used, add NEMACUR 3 to water in supply tank and maintain sufficient agitation during application to insure a uniform mixture.

Begin irrigation and check emitters to insure all systems are operating normally. Make NEMACUR 3 injection in the first 1/3 to 1/2 of the irrigation with an injection time of at least 30 minutes. Maintain the system's operating pressure low enough to prevent fogging and/or misting during application. Inject NEMACUR 3 into the irrigation system after the filter(s). Continue irrigation until system's lines are flushed.

Crop injury, lack of effectiveness, or illegal pesticide residues in the crop can result from nonuniform distribution of treated water.

If you have questions about calibration, you should contact State Extension Service specialists, equipment

manufacturers or other experts.


Do not connect an irrigation system (including greenhouse systems) used for pesticide application to a public water system unless the pesticide label-prescribed safety devices for public water systems are in place.

A person knowledgeable of the chemigation system and responsible for its operation, or under the supervision of the responsible person, shall shut the system down and make necessary adjustments should the need arise.

Posting: This sign is in addition to any sign posted to comply with the Worker Protection Standard. Posting of areas to be chemigated is required when 1) any part of a treated area is within 300 feet of sensitive areas such as residential areas, labor camps, businesses, day care centers, hospitals, inpatient clinics, nursing homes or any public areas such as schools, parks, playgrounds, or other public facilities not including public roads; or 2) when the chemigated area is open to the public such as golf courses or retail greenhouses.

Posting must conform to the following requirements: Treated areas shall be posted with signs at all usual points of entry and along likely routes of approach from the listed sensitive areas. When there are no usual points of entry, signs must be posted in the corners of the treated areas and in any other location affording maximum visibility to sensitive areas. The printed side of the sign should face away from the treated area towards the sensitive area. The signs shall be printed in English. Signs must be posted prior to application and must remain posted until foliage has dried and soil surface water has disappeared. Signs may remain in place indefinitely as long as they are composed of materials to prevent deterioration and maintain legibility for the duration of the posting period.

All words shall consist of letters at least 2-1/2 inches tall, and all letters and the symbol shall be a color which sharply contrasts with their immediate background. At the top of the sign shall be the words KEEP OUT, followed by an octagonal stop sign symbol at least 8 inches in diameter containing the word STOP. Below the symbol shall be the words PESTICIDES IN IRRIGATION WATER.




RECOMMENDED APPLICATIONS																															
CROP	PEST	DOSAGE NEMACUR 3	REMARKS																												
FIELD CROPS Cotton	Thrips (early season reduction)	2.4 to 3.3 fl oz per 1000 ft of row for any row spacing (1 to 1-1/3 qt per acre based on 40-inch rows)	In furrow/covering soil: Apply specified dosage per 1000 ft of row as a spray in furrow or band in covering soil behind the seed drop and in front of covering devices.																												
	Nematodes Thrips	3.3 to 7.1 fl oz per 1000 ft of row for any row spacing (1-1/3 to 2.9 qt per acre based on 40-inch rows)	In furrow/covering soil: Apply specified dosage per 1000 ft of row as a spray in furrow or band in covering soil behind the seed drop and in front of covering devices. Band: Apply specified dosage per 1000 ft of row as a spray in a 6- to 12-inch band over the row. Incorporate thoroughly to insure uniform distribution. Suggested use rates of NEMACUR 3 in fl oz/1000 ft of row based on nematode infestation levels: <table border="1" style="margin-left: 20px;"> <thead> <tr> <th>Bandwidth</th> <th>Low</th> <th>Moderate</th> <th>High*</th> </tr> </thead> <tbody> <tr> <td>In furrow</td> <td>3.3</td> <td>4.0</td> <td>4.8</td> </tr> <tr> <td>In covering soil</td> <td>3.3</td> <td>4.0</td> <td>4.8</td> </tr> <tr> <td>6-inch band</td> <td>3.3</td> <td>4.0</td> <td>4.8</td> </tr> <tr> <td>8-inch band</td> <td>4.0</td> <td>4.8</td> <td>5.7</td> </tr> <tr> <td>10-inch band</td> <td>4.4</td> <td>5.2</td> <td>6.4</td> </tr> <tr> <td>12-inch band</td> <td>4.8</td> <td>5.7</td> <td>7.1</td> </tr> </tbody> </table> <p>* Use the highest recommended rates in fields with a history of nematode problems.</p>	Bandwidth	Low	Moderate	High*	In furrow	3.3	4.0	4.8	In covering soil	3.3	4.0	4.8	6-inch band	3.3	4.0	4.8	8-inch band	4.0	4.8	5.7	10-inch band	4.4	5.2	6.4	12-inch band	4.8	5.7	7.1
	Bandwidth	Low	Moderate	High*																											
	In furrow	3.3	4.0	4.8																											
In covering soil	3.3	4.0	4.8																												
6-inch band	3.3	4.0	4.8																												
8-inch band	4.0	4.8	5.7																												
10-inch band	4.4	5.2	6.4																												
12-inch band	4.8	5.7	7.1																												
Nematodes Thrips	9.8 fl oz per 1000 ft of row or 4.0 qt per acre based on 40-inch rows. Do not exceed 4 qt per acre regardless of row spacing.	SOIL INJECTION APPLICATIONS: (California only) Apply specified dosage in a water emulsion or with liquid fertilizer through 2 or more injection shanks centered on the seed row covering an 18" band. Plant crop in usual manner.																													
Nematodes Thrips (early season reduction)	3.9 to 8.9 fl oz per 1000 ft of row for any row spacing	Tank Mix Recommendations: Apply specified dosage as a water emulsion spray in combination with Treflan 4 EC and/or liquid fertilizer in a 12- to 18-inch band over the row prior to planting. Refer to table below for specific band width application rates for NEMACUR 3. Use sufficient water and incorporate thoroughly to insure uniform distribution. Use the high rate in fields with high populations of nematodes or in fields having a history of severe nematode damage. Consult federally approved product labels for special precautionary statements, restrictions, and directions for use. Suggested use rates of NEMACUR 3 in fluid oz/1000 ft of row based on nematode infestation levels: <table border="1" style="margin-left: 20px;"> <thead> <tr> <th>Band Width</th> <th>Low</th> <th>Mod to High</th> </tr> </thead> <tbody> <tr> <td>12"</td> <td>3.9</td> <td>5.9</td> </tr> <tr> <td>18"</td> <td>5.9</td> <td>8.9</td> </tr> </tbody> </table>	Band Width	Low	Mod to High	12"	3.9	5.9	18"	5.9	8.9																				
Band Width	Low	Mod to High																													
12"	3.9	5.9																													
18"	5.9	8.9																													
<p>IMPORTANT: Do not overlap bands on narrow row crops. Do not feed or graze cotton foliage. Under very heavy thrip pressure, additional control measures may be needed. The action of some planters during planting operation may provide adequate incorporation. When using planters which do not disturb enough soil for incorporation or under dry conditions, additional incorporation can be achieved with scratchers, paddlewheels, ground driven rototillers or similar equipment behind the planter.</p>																															
Peanuts	Nematodes Thrips (early season reduction)	4.5 to 7.3 fl oz for any row spacing (or 2 to 3.3 qt per acre on 36-inch rows)	Apply specified dosage per 1000 ft of row as a water emulsion spray in a 12-inch band over the row at planting. Use sufficient water and incorporate into the soil. ON NARROW ROW CROPS, DO NOT ALLOW BANDS TO OVERLAP. Use the high rate in fields with high populations of nematodes, in fields where root-knot species other than southern root-knot, <i>Meloidogyne incognita</i> , are present or in fields having a history of serious nematode damage. Do not feed or graze green peanut vines or peanut vine hay. Do not hog down treated peanut fields.																												


6/10

Nemacur 3 Emulsifiable Systemic Insecticide-Nematicide

RECOMMENDED APPLICATIONS			
CROP	PEST	DOSAGE NEMACUR 3	REMARKS
FIELD CROPS continued Tobacco (Not for use on shade-grown tobacco)	Nematodes (Except tobacco cyst nematodes)	1-1/3 to 2 gal	Uniformly broadcast the specified dosage in a minimum of 20 gallons of water per acre over the soil surface. Incorporate to a depth of 2 to 4 inches by disking or tilling. Use the high rate in fields with high populations of nematodes, in fields where tobacco cyst and/or root-knot species other than southern root-knot, <i>Meloidogyne incognita</i> , are present or in fields having a history of serious nematode damage. Plant crop in the usual manner.
	Aphids (suppression) Tobacco cyst nematodes	2 gal	
	Tank Mixes: The following tank mix recommendations are made for the control of additional pests on tobacco. Before mixing NEMACUR 3 with any other pesticide, read and carefully observe the precautionary statements, directions for use, and other information appearing on the EPA registered product labels.		
	Additional Pests Controlled	NEMACUR 3 Dosage/Acre	Product Dosage/Acre
	Cutworms Flea beetles Wireworms	1 to 2* gal	Lorsban 4EC 2 qt
Cutworms Flea beetle larvae Mole crickets Wireworms	1 to 2* gal	Mocap EC 2 to 4 qt	
* For the control of tobacco cyst nematode, do not apply less than two gal of NEMACUR 3 per acre.			
FRUIT Apple Cherry Nectarine Peach	Nematodes	1-2/3 to 2-1/2 gal	BAND: Apply specified dosage in not less than 10 gallons of solution per acre to the soil with ground equipment and incorporate immediately.* Center the treated band on the tree row using a band width of 50% of the row spacing and covering the feeder root system of the plant. Do not apply more than 2 1/2 gallons per acre per year per planting site.
		2 qt to 1 gal	LOW PRESSURE IRRIGATION: Apply specified dosage per acre to the soil in 1 to 4 applications with at least 30 days between applications using a minimum of 1 gallon to a maximum of 2 gallons of NEMACUR 3 per acre per season.
* Incorporate this product into the soil mechanically or supply sufficient irrigation (not to exceed the depth of the root zone). Control of nematodes is best obtained when there is adequate rainfall or irrigation after application. Do not apply within 72 days of harvest of apples or within 45 days of harvest of peaches, nectarines and cherries. Do not graze livestock in treated orchards. Do not feed cover crops grown in treated orchards to livestock. Special Precautions: Avoid contacting tree foliage with the spray mixture. Do not add oils or surfactants to the spray mixture. Do not allow spray or drift to contact operator. On non-bearing apple, cherry, nectarine and peach make initial applications when trees have recovered from transplanting shock and have initiated new growth, provided that one or more irrigations have been applied and soil has settled around the roots. Phytotoxicity may occur if applications are made before soil has settled and plants are growing.			



RECOMMENDED APPLICATIONS			
CROP	PEST	DOSAGE NEMACUR 3	REMARKS
FRUIT continued Grape	Nematodes Phylloxera (suppression)	1 to 2 gal	Band: Apply specified dosage in not less than 10 gallons of solution per acre to the soil with ground equipment and incorporate immediately.* Center the treated band on the vine row using a band width of 50% of the row spacing.
		2 qt to 1 gal	LOW PRESSURE IRRIGATION: Apply the specified dosage per acre to the soil in 1 to 4 applications, with at least 30 days between applications, using a minimum of 1 gallon and a maximum of 2 gallons of NEMACUR 3 per acre per season.
<p>* Incorporate this product into the soil mechanically or supply sufficient irrigation (not to exceed the depth of the root zone). RESTRICTIONS: On bearing grapes, the last application may be made up to 2 days of harvest. Do not apply more than 2 gallons of NEMACUR 3 (6 lb active ingredient) per acre in a 50% band or 2 gallons per acre by low pressure irrigation in one season. Do not graze or feed treated crop to livestock. On non-bearing grapes, make initial applications when vines have recovered from transplanting shock and have initiated new growth, provided that one or more irrigations have been applied and soil has settled around the roots. Phytotoxicity may occur if applications are made before soil has settled and plants are growing.</p>			
Kiwifruit (California only)	Nematodes	2 qt to 1 gal	LOW PRESSURE IRRIGATION: Apply specified dosage per acre to the soil in 1 to 4 applications, with at least 30 days between applications, using a minimum of 1 gallon and a maximum of 2 gallons of NEMACUR 3 per acre per year.
			<p>Start NEMACUR applications when the soil temperature in the spring reaches 55°F or above at the 12-inch depth. To maintain control, an application may be made 5 days after harvest if the soil temperature at the 12-inch depth is 55°F or above.</p> <p>Do not apply NEMACUR 3 to newly established kiwifruit vineyards which are less than one year old. Do not apply within 31 days of harvest. Do not graze livestock in treated vineyards. Do not feed cover crops grown in treated vineyards to livestock.</p>
Citrus (Except Florida) (In California do not apply to Kumquat, Tangelo, or Citrus Hybrids)	Nematodes Citrus root weevil complex including Fuller rose beetle (Suppression)	1-2/3 to 2-1/2 gal	Band: Apply specified dosage in not less than 10 gallons of solution per acre to the soil with ground equipment and incorporate immediately.* Two applications may be made per season, not to exceed 2-1/2 gallons per acre. Center the treated band on the tree row using a band width of 50% of the row spacing and covering the feeder root system of the plant.
		2 qt to 1 gal	LOW PRESSURE IRRIGATION: Apply specified dosage per acre to the soil in 1 to 4 applications with at least 30 days between applications using a minimum of 1 gallon to a maximum of 2 gallons of NEMACUR 3 per acre per season.
<p>* Incorporate this product into the soil mechanically or supply sufficient irrigation (not to exceed the depth of the root zone). Control of nematodes is best obtained when there is adequate rainfall or irrigation after application. Under dry conditions, follow with irrigation.</p> <p>Do not apply within 30 days of harvest. Do not exceed 2 1/2 gallons of NEMACUR 3 (7.5 pounds active ingredient) per acre in a 50% band or 2 gallons of NEMACUR 3 (6 pounds active ingredient) per acre by low pressure irrigation per season. Do not graze livestock in treated areas.</p> <p>On non-bearing citrus make initial applications when trees have recovered from transplanting shock and have initiated new growth, provided that one or more irrigations have been applied and soil has settled around the roots. Phytotoxicity may occur if applications are made before soil has settled and plants are growing.</p>			



8/70

RECOMMENDED APPLICATIONS			
CROP	PEST	DOSAGE NEMACUR 3	REMARKS
FRUIT continued Citrus (Florida Only) (For use on citrus only in the counties of Brevard, Broward, Charlotte, Citrus, Collier, DeSoto, Glades, Hardee, Hendry, Hernando, Hillsborough, Indian River, Lee, Manatee, Marion, Martin, Okeechobee, Palm Beach, Pasco, Pinellas, Putnam, St. Lucie, Sarasota, Seminole, and Volusia.)	Nematodes Citrus root weevil complex including Fuller rose beetle (Suppression)	3-1/3 qt to 1-2/3 gal	Band: Apply specified dosage in not less than 10 gallons of solution per acre to the soil with ground equipment and incorporate immediately.* Two applications may be made per season, not to exceed 1-2/3 gallons per acre. Center the treated band on the tree row using a band width of 50% of the row spacing and covering the feeder root system of the plant.
		2 qt to 1 gal	LOW PRESSURE IRRIGATION: Apply specified dosage per acre to the soil in 1 to 4 applications with at least 30 days between applications using a minimum of 1 gallon to a maximum of 1-1/2 gallons of NEMACUR 3 per acre per season.
<p>* Incorporate this product into the soil mechanically or supply sufficient irrigation (not to exceed the depth of the root zone). Control of nematodes is best obtained when there is adequate rainfall or irrigation after application. Under dry conditions, follow with irrigation.</p> <p>Do not apply within 300 feet of a drinking water well. If soils have a permeability rate greater than 20 inches per hour, do not apply within 1000 feet of a drinking water well unless it is known or reasonably believed based on authoritative sources that such wells are either cased to 100 feet below ground level or a minimum of 30 feet below the water table. Apply between October 15 and April 30. Do not apply within 30 days of harvest. Do not exceed 1 2/3 gallons of NEMACUR 3 (5 pounds active ingredient) per acre in a 50% band or 1-1/2 gallons of NEMACUR 3 (4.5 pounds active ingredient) per acre by low pressure irrigation per season. Do not graze livestock in treated areas.</p> <p>On non-bearing citrus make initial applications when trees have recovered from transplanting shock and have initiated new growth, provided that one or more irrigations have been applied and soil has settled around the roots. Phytotoxicity may occur if applications are made before soil has settled and plants are growing.</p>			
Pineapple (Hawaii only)	Nematodes (<i>Rotylenchulus</i> and <i>Meloidogyne</i> species)	3 gal	PREPLANT APPLICATION: Apply the specified dosage per acre as a water emulsion spray in a band centered on the plant row and treating 50% of a field acre. Incorporate thoroughly to insure uniform distribution. See "NOTE" below. Additional postplant applications may be made to the plant crop at 1 to 3 month intervals by foliar spray or drip irrigation equipment as indicated below. However, do not apply more than a total of 8 gallons of NEMACUR 3 (24 pounds of active ingredient) per acre per plant crop.
		1-1/3 to 8 pt	POSTPLANT APPLICATION: PLANT CROP. Apply specified dosage in 50 to 250 gallons of water per acre as a foliar spray or through drip irrigation. Applications may begin immediately after planting. Make additional applications at intervals of 1 to 3 months as needed. Do not apply within 30 days before harvest. See "NOTE" below. Do not apply more than a total of 8 gallons of NEMACUR 3 per acre per plant crop including a preplant application.
<p>RATOON CROP. Apply specified dosage in 50 to 250 gallons of water per acre as a foliar spray or through drip irrigation. The first application may be made immediately following crop harvest. Make additional applications at intervals of 1 to 3 months as needed. Do not apply within 30 days before harvest. See "NOTE" below. Do not apply more than a total of 3 gallons of NEMACUR 3 to each ratoon crop.</p> <p>NOTE: Do not use green forage or green fodder (cannery waste, such as cull fruit, fruit skin or shells, crowns, cores and basal ends of fruit may be fed) for animal feed.</p>			

Nemacur 3 Emulsifiable Systemic Insecticide-Nematicide

5/10

RECOMMENDED APPLICATIONS											
CROP	PEST	DOSAGE NEMACUR 3	REMARKS								
FRUIT continued Pineapple* (Puerto Rico only)	Nematodes	1-2/3 to 3 gal	POSTPLANT FOLIAR APPLICATION: PLANT CROP Apply specified dosage (5 to 9 lb active ingredient) in 50 to 250 gallons of water per acre as a foliar spray. Begin applications 1 to 3 months after planting. When used in conjunction with a preplant soil application of NEMACUR 15% Granular, postplant applications should be initiated 3 to 6 months after the preplant soil application. Make additional applications at intervals of 3 to 6 months as needed. Do not apply within 7-1/2 months before harvest.								
			FIRST RATOON CROP Apply specified dosage in 50 to 250 gallons of water per acre as a broadcast spray. Make the first application immediately following crop harvest. Make additional applications at intervals of 3 to 6 months as needed. Do not apply within 7-1/2 months before harvest. Do not apply more than a total of 18 lb active ingredient per acre per crop season regardless of the formulation or method of application. Do not use storage or fodder for animal feed. * NEMACUR 3 emulsifiable nematicide has shown excellent activity against the major genera of nematodes infesting pineapple plants. When applied as a foliar spray after planting, NEMACUR protects young developing root systems. For best results, applications should be made when plants are actively growing.								
Raspberry (Except California)	Nematodes	1 to 2 gal	Band: Apply specified dosage in not less than 10 gallons of solution per acre to the soil with ground equipment and incorporate immediately using mechanical incorporation or irrigation. Center the treated band on the row using a band width of 50% of the row spacing and covering the feeder root system of the plant. Apply during the period of October 1 to December 31 when adequate rainfall can be expected. Do not apply within six months of harvest. Do not apply more than once per year. Use the high rate in fields with high populations of nematodes or in fields having a history of serious nematode damage.								
Strawberries	Nematodes	5.9 to 8.8 fl oz for any row spacing (or 2.4 to 3.6 qt per acre on 40-inch rows)	Apply specified dosage per 1000 ft of row in a 12- to 18-inch band over the row and incorporate immediately by cultivation or by sprinkler irrigation prior to transplanting. Do not apply more than one application. Do not apply within 110 days of harvest. Apply by ground equipment only. BAND WIDTH <table border="0" style="margin-left: auto; margin-right: auto;"> <tr> <td style="text-align: center;"><u>12-INCH</u></td> <td style="text-align: center;"><u>18-INCH</u></td> </tr> <tr> <td style="text-align: center;">5.9 fl oz/1000 ft</td> <td style="text-align: center;">8.8 fl oz/1000 ft</td> </tr> <tr> <td style="text-align: center;">OR</td> <td style="text-align: center;">OR</td> </tr> <tr> <td style="text-align: center;">2.4 qt/acre (40-inch rows)</td> <td style="text-align: center;">3.6 qt/acre (40-inch rows)</td> </tr> </table> Use the maximum band width and rate in fields with high populations of nematodes or in fields having a history of serious nematode damage.	<u>12-INCH</u>	<u>18-INCH</u>	5.9 fl oz/1000 ft	8.8 fl oz/1000 ft	OR	OR	2.4 qt/acre (40-inch rows)	3.6 qt/acre (40-inch rows)
<u>12-INCH</u>	<u>18-INCH</u>										
5.9 fl oz/1000 ft	8.8 fl oz/1000 ft										
OR	OR										
2.4 qt/acre (40-inch rows)	3.6 qt/acre (40-inch rows)										
VEGETABLES Asparagus (Connecticut, Delaware, Maine, Maryland, Massachusetts, New Hampshire, New Jersey, New York, Pennsylvania, and Rhode Island only)	Nematodes	5-1/3 pt	BAND APPLICATION Nursery: Apply the specified dosage per acre to the soil and immediately incorporate to a depth of 2 to 6 inches by disking or tilling. Center the treated band on the row using a band width of 50% of the row spacing. Plant crop in the usual manner. Production Field: Newly Planted Crowns: Apply the specified dosage per acre to the soil before planting crowns but after making furrows. Center the treated band on the row using a band width of 50% of the row spacing. Plant crowns and cover with soil. The following Spring apply before spear emergence and immediately incorporate by reshaping beds. Do not apply within 9 months of harvest. Post Harvest: Apply after the last harvest and all spears have been removed. Apply the specified dosage per acre to the soil and immediately incorporate by reshaping beds. Center the treated band on the row using a band width of 50% of the row spacing. Do not apply within 9 months of harvest. Do not apply more than once per year.								
Eggplant	Nematodes	5.9 fl oz (or 2-2/3 qt per acre on 36-inch rows)	Apply specified dosage per 1000 ft of row in a 12-inch band over the row at transplanting and immediately incorporate into the soil. ON NARROW ROW CROPS, DO NOT ALLOW BANDS TO OVERLAP.								

10/10

RECOMMENDED APPLICATIONS															
CROP	PEST	DOSAGE NEMACUR 3	REMARKS												
VEGETABLES continued Table beets (Illinois, Indiana Michigan, New York, Ohio and Pennsylvania only)	Cyst Nematode	4 to 6 fl oz per 1000 ft of row for any row spacing	Apply specified dosage per 1000 ft of row in a band over the row before or at seeding. Center the treated band on the row using a band width of 33% to 50% of the row spacing. See the table below for dosages for specific band widths. Incorporate immediately by shallow cultivation or by sprinkler irrigation. Do not make more than one application per season. Do not apply within 90 days of harvest. Apply by ground equipment only. Dosage for Various Band Widths: <table border="1" style="margin-left: auto; margin-right: auto;"> <thead> <tr> <th>Band Width (in)</th> <th>Fl oz per 1000 ft of row</th> </tr> </thead> <tbody> <tr><td>8</td><td>4</td></tr> <tr><td>9</td><td>4.5</td></tr> <tr><td>10</td><td>5</td></tr> <tr><td>11</td><td>5.5</td></tr> <tr><td>12</td><td>6</td></tr> </tbody> </table>	Band Width (in)	Fl oz per 1000 ft of row	8	4	9	4.5	10	5	11	5.5	12	6
Band Width (in)	Fl oz per 1000 ft of row														
8	4														
9	4.5														
10	5														
11	5.5														
12	6														

RESTRICTIONS

Do not use on other crops. Use only according to label directions. Any food crop not specified on this label may be planted into treated areas 120 days after the last application. Any cover crops that are planted during the 120 day period must be plowed under and not grazed.

Do not apply within 100 feet of the following aquatic areas: lakes, reservoirs, rivers, permanent streams, marshes, natural ponds and estuaries.

Do not cultivate within 10 feet of an aquatic area to allow growth of a vegetative filter strip.

When used on erodible soils, best management practices for minimizing runoff should be employed. Consult your local Soil Conservation Service for recommendations in your use area.

STORAGE AND DISPOSAL

Do not contaminate water, food or feed by storage or disposal.

Pesticide Disposal: Pesticide wastes are acutely hazardous. Improper disposal of excess pesticide, spray mixture, or rinsate is a violation of Federal Law. If these wastes cannot be disposed of by use according to label instructions, contact your State Pesticide or Environmental Control Agency, or the Hazardous Waste representative at the nearest EPA Regional Office for guidance.

Pesticide Storage: Store in a cool, dry place and in such a manner as to prevent cross contamination with other pesticides, fertilizers, food, and feed. Do not store below 32°F. Do not store near heat or open flame. Store in original container and out of the reach of children, preferably in a locked storage area.

Container Disposal: Non-refillable Metal: Triple rinse (or equivalent). Then offer for recycling or reconditioning, or puncture and dispose of in a sanitary landfill, or by other procedures approved by state and local authorities. **Non-refillable Plastic:** Triple rinse (or equivalent). Then offer for recycling or reconditioning, or puncture and dispose of in a sanitary landfill, or incineration, or, if allowed by state and local authorities, by burning. If burned, stay out of smoke. **Returnable Refillable Sealed Containers:** Do not rinse container. Do not break seals. Replace the secondary containment cover cap and return container intact to point of purchase.

Handle and open container in a manner as to prevent spillage. If container is leaking, invert to prevent leakage. If the container is leaking or material spilled for any reason or cause, carefully dam up spilled material to prevent runoff. Refer to Precautionary Statements on label for hazards associated with the handling of this material. Do not walk through spilled material. Absorb spilled material with absorbing type compounds and dispose of as directed for pesticides below. In spill or leak incidents, keep unauthorized people away. You may contact the Bayer Emergency Response Team for decontamination procedures or any other assistance that may be necessary. The Bayer Kansas City Emergency Response Telephone No. is 800-414-0244, or contact Chemtrec at 800-424-9300.