

PM22

3125-283

1 of 19

UNITED STATES ENVIRONMENTAL PROTECTION AGENCY

OCT 29 1991

John S. Thornton, Manager
Registrations
Research and Development
Mobay Corporation
Agricultural Chemicals Division
P.O. Box 4913
Hawthorn Road
Kansas City, MO 64120-0013

Subject: Revised Labeling
EPA Registration No. 3125-283
Your Submission Dated July 19, 1991

Dear Mr. Thornton:

The labeling referred to above, submitted in connection with registration under FIFRA, as amended, is acceptable subject to the comments listed below. Please submit five (5) copies of your finished printed labeling as soon as possible for our records.

The third sentence of the ENVIRONMENTAL HAZARDS section must be deleted and replaced with "Do not apply directly to water, to areas where surface water is present or to intertidal areas below the mean high water mark."

Sincerely Yours,

C. Giles-Parker

Cynthia Giles-Parker
Product Manager (22)
Fungicide-Herbicide Branch
Registration Division (H7505C)

Enclosure

CONCURRENCES							
SYMBOL							
SURNAME	C. Giles-Parker						
DATE	9/24/91						

283-7258.BLD

2 of 19
Base Reg. (7258)

U.S. LABEL

Reason to Issue: To revise use on pineapples in Puerto Rico and rearrange "Remarks" on apple, cherry, nectarine and peach.

Date of Draft: 5/9/91 (T)
Supersedes Draft Dated: 1/29/91
and 2/4/91
and Pre-Reg Draft Dated: 10/8/90

EPA Reg. No. 3125-283

RESTRICTED USE PESTICIDE

For Sale to and Use Only by a Certified Applicator for Uses Authorized By His Certification, or By Persons Under His Direct Supervision.

NEMACUR® 3

EMULSIFIABLE SYSTEMIC INSECTICIDE - NEMATOCIDE

FOR EFFECTIVE CONTROL OF NEMATODES IN CERTAIN FIELD, FRUIT AND VEGETABLE CROPS

KEEP OUT OF REACH OF CHILDREN

ACTIVE INGREDIENT:

Ethyl 3-methyl-4-(methylthio)phenyl (1-methylethyl)phosphoramidate 35%

INERT INGREDIENTS: 65%
100%

~~D A N G E R P O I S O N~~



Contains Aromatic Petroleum Distillates

EPA Reg. No. 3125-283

Contains 3 pounds of Ethyl 3-methyl-4-(methylthio)phenyl (1-methylethyl) phosphoramidate per gallon.

See rear panel for Statements of Practical Treatment and Additional Precautionary Statements.

Do not store below 32°F. Keep in a cool, dry place. Do not use or store near heat or open flame.

PELIGRO

PRECAUCION AL USUARIO: Si usted no puede leer o entender inglés, no use este producto hasta que la etiqueta le haya sido explicada ampliamente. (TO THE USER: If you cannot read or understand English, do not use this product until the label has been fully explained to you.)

ACCEPTED
with COMMENTS
In EPA Letter Dated:

OCT 29 1991

STOP - READ THE LABEL BEFORE USE

NET _____ GALLONS

Under the Federal Insecticide Fungicide, and Rodenticide Act as amended, for the pesticide registered under EPA Reg. No.

3125-283

MOBAY CORPORATION
A Bayer USA INC. COMPANY
AGRICULTURAL CHEMICALS DIVISION
Box 4913, Kansas City, MO 64120

30819

DIRECTIONS FOR USE

It is a violation of Federal law to use this product in a manner inconsistent with its labeling.

IMPORTANT: Read these entire Directions and Conditions of Sale before using NEMACUR 3 emulsifiable systemic insecticide-nematicide.

CONDITIONS OF SALE: THE DIRECTIONS ON THIS LABEL WERE DETERMINED THROUGH RESEARCH TO BE THE DIRECTIONS FOR CORRECT USE OF THIS PRODUCT. THIS PRODUCT HAS BEEN TESTED FOR A RANGE OF WEATHER CONDITIONS SIMILAR TO THOSE WEATHER CONDITIONS THAT ARE ORDINARY AND CUSTOMARY IN THE GEOGRAPHIC AREA WHERE THE PRODUCT IS USED. INSUFFICIENT CONTROL OF PESTS AND/OR INJURY TO THE CROP TO WHICH THE PRODUCT IS APPLIED MAY RESULT FROM THE OCCURRENCE OF EXTRAORDINARY OR UNUSUAL WEATHER, OR FROM FAILURE TO FOLLOW LABEL DIRECTIONS. IN ADDITION, FAILURE TO FOLLOW LABEL DIRECTIONS MAY CAUSE INJURY TO OTHER CROPS, ANIMALS, MAN, OR THE ENVIRONMENT. MOBAY OFFERS, AND THE BUYER ACCEPTS AND USES, THIS PRODUCT SUBJECT TO THE CONDITIONS THAT EXTRAORDINARY OR UNUSUAL WEATHER, OR FAILURE TO FOLLOW LABEL DIRECTIONS ARE BEYOND THE CONTROL OF MOBAY AND ARE, THEREFORE, THE RESPONSIBILITY OF THE BUYER.

NEMACUR 3 may be applied by ground equipment or low pressure irrigation (apple, cherry, grape, nectarine, peach, kiwifruit, citrus, pineapple (Hawaii only) and non-bearing deciduous fruit & nut trees & commercial tree & vine nurseries). Do not apply by mist sprayers or aerial spray equipment.

? Puerto Rico only
7/22/83 & 7/25/85

Ground application equipment: Unless otherwise specified, apply NEMACUR 3 in a minimum of 20 gallons of water per treated acre. Maintain sufficient agitation during application to insure a uniform mixture. Incorporate NEMACUR 3 immediately after application for best results.

Chemigation: Apply NEMACUR 3 only through low pressure irrigation equipment (including drip, mini-sprinklers, strip tubing and jets). Do not apply NEMACUR 3 through any other type of irrigation system.

The system must contain a functional check valve, vacuum relief valve and low pressure drain appropriately located on the irrigation pipeline to prevent water source contamination from backflow.

The pesticide injection pipeline must contain a functional, automatic, quick-closing check valve to prevent the flow of fluid back toward the injection pump.

The pesticide injection pipeline must also contain a functional, normally closed, solenoid-operated valve located on the intake side of the injection pump and connected to the system interlock to prevent fluid from being withdrawn from the supply tank when the irrigation system is either automatically or manually shut down.

The system must contain functional interlocking controls to automatically shut off the pesticide injection pump when the water pump motor stops.

The irrigation pipe or water pump must include a functional pressure switch which will stop the water pump motor when the water pressure decreases to the point where pesticide distribution is adversely affected.

.....
.....

Chemigation (Continued)

Systems must use a metering pump such as a positive displacement injection pump (e.g., diaphragm pump) effectively designed and constructed of materials that are compatible with pesticides and capable of being fitted with a system interlock.

Do not apply when wind speed favors drift beyond the areas intended for treatment.

A pesticide supply tank is not necessary for premixing since NEMACUR 3 mixes well with water in the irrigation line. If a pesticide supply tank is used, add NEMACUR 3 to water in supply tank and maintain sufficient agitation during application to insure a uniform mixture.

Begin irrigation and check emitters to insure all systems are operating normally. Make NEMACUR 3 injection in the first 1/3 to 1/2 of the irrigation with an injection time of at least 30 minutes. Maintain the system's operating pressure low enough to prevent fogging and/or misting during application. Inject NEMACUR 3 into the irrigation system after the filter(s). Continue irrigation until system's lines are flushed.

Crop injury, lack of effectiveness, or illegal pesticide residues in the crop can result from nonuniform distribution of treated water.

If you have questions about calibration, you should contact State Extension Service specialists, equipment manufacturers or other experts.

Do not connect an irrigation system (including greenhouse systems) used for pesticide application to a public water system unless the pesticide label-prescribed safety devices for public water systems are in place.

A person knowledgeable of the chemigation system and responsible for its operation, or under the supervision of the responsible person, shall shut the system down and make necessary adjustments should the need arise.

Posting: Posting of areas to be chemigated is required when 1) any part of a treated area is within 300 feet of sensitive areas such as residential areas, labor camps, businesses, day care centers, hospitals, inpatient clinics, nursing homes or any public areas such as schools, parks, playgrounds, or other public facilities not including public roads; or 2) when the chemigated area is open to the public such as golf courses or retail greenhouses.

Posting must conform to the following requirements: Treated areas shall be posted with signs at all usual points of entry and along likely routes of approach from the listed sensitive areas. When there are no usual points of entry, signs must be posted in the corners of the treated areas and in any other location affording maximum visibility to sensitive areas. The printed side of the sign should face away from the treated area towards the sensitive area. The signs shall be printed in English. Signs must be posted prior to application and must remain posted until foliage has dried and soil surface water has disappeared. Signs may remain in place indefinitely as long as they are composed of materials to prevent deterioration and maintain legibility for the duration of the posting period.

All words shall consist of letters at least 2 1/2 inches tall, and all letters and the symbol shall be a color which sharply contrasts with their immediate background. At the top of the sign shall be the words KEEP OUT, followed by an octagonal stop sign symbol at least 8 inches in diameter containing the word STOP. Below the symbol shall be the words PESTICIDES IN IRRIGATION WATER.

NEMACUR 3 Emulsifiable Insecticide - Nematicide


5 of 19

Mixing: NEMACUR 3 mixes readily with water. No special premixing should be required if used in spray equipment equipped with a recirculation system or agitation. If the spray mixture is allowed to sit overnight, redispersion is readily obtained by agitation or recirculation.

Tank Mixing: NEMACUR 3 can be tank mixed with registered fungicides, herbicides and insecticides. Observe all cautions and limitations on labeling of all products used in tank mixtures.

Compatibility: NEMACUR 3 is physically compatible with many registered pesticides and liquid fertilizers. To determine the compatibility of NEMACUR 3 with other products, the following procedure should be followed: Pour the recommended proportions of the products into a suitable container of water, mix thoroughly and allow to stand at least five (5) minutes. If the combination remains mixed or can be re-mixed readily, the mixture is considered physically compatible. It is recommended that combinations not be allowed to sit overnight due to possible crystal growth, clabbering, etc. For further information contact your local Mobay representative.

Consult your State Agricultural Experiment Station, or Extension Service Specialist or Mobay representative for guidance on the selection of dosage rates and timing of applications appropriate for your specific crop. State regulations may contain additional restrictions or requirements. Check the remarks and restrictions sections of this label for additional directions.



6 of 19

RECOMMENDED APPLICATIONS

CROP	PEST	DOSAGE NEMACUR 3	REMARKS																												
FIELD CROPS Cotton	Thrips (early season reduction)	2.4 to 3.3 fl oz per 1000 ft of row for any row spacing. (1 to 1-1/3 quarts per acre based on 40 inch rows).	In furrow/covering soil: Apply specified dosage per 1000 ft of row as a spray in furrow or band in covering soil behind the seed drop and in front of covering devices.																												
1/25/85	Nematodes Thrips	3.3 to 7.1 fl oz per 1000 ft of row for any row spacing. (1-1/3 to 2.9 quarts per acre based on 40 inch rows).	<p>In furrow/covering soil: Apply specified dosage per 1000 ft of row as a spray in furrow or band in covering soil behind the seed drop and in front of covering devices.</p> <p>Band: Apply specified dosage per 1000 ft of row as a spray in a 6- to 12-inch band over the row. Incorporate thoroughly to insure uniform distribution.¹</p> <p><u>Suggested use rates of NEMACUR 3 in fluid oz/1000 ft of row based on nematode infestation levels:</u>*</p> <table border="1" data-bbox="1161 1052 1754 1333"> <thead> <tr> <th>Bandwidth</th> <th>Low</th> <th>Moderate</th> <th>High*</th> </tr> </thead> <tbody> <tr> <td>In furrow</td> <td>3.3</td> <td>4.0</td> <td>4.8</td> </tr> <tr> <td>In covering soil</td> <td>3.3</td> <td>4.0</td> <td>4.8</td> </tr> <tr> <td>6 inch band</td> <td>3.3</td> <td>4.0</td> <td>4.8</td> </tr> <tr> <td>8 inch band</td> <td>4.0</td> <td>4.8</td> <td>5.7</td> </tr> <tr> <td>10 inch band</td> <td>4.4</td> <td>5.2</td> <td>6.4</td> </tr> <tr> <td>12 inch band</td> <td>4.8</td> <td>5.7</td> <td>7.1</td> </tr> </tbody> </table> <p>*Use the highest recommended rates in fields with a history of nematode problems.</p>	Bandwidth	Low	Moderate	High*	In furrow	3.3	4.0	4.8	In covering soil	3.3	4.0	4.8	6 inch band	3.3	4.0	4.8	8 inch band	4.0	4.8	5.7	10 inch band	4.4	5.2	6.4	12 inch band	4.8	5.7	7.1
Bandwidth	Low	Moderate	High*																												
In furrow	3.3	4.0	4.8																												
In covering soil	3.3	4.0	4.8																												
6 inch band	3.3	4.0	4.8																												
8 inch band	4.0	4.8	5.7																												
10 inch band	4.4	5.2	6.4																												
12 inch band	4.8	5.7	7.1																												
	Nematodes Thrips	9.8 fl oz per 1,000 ft of row or 4.0 qt per acre based on 40 inch rows. Do not exceed 4 qt per acre regardless of row spacing.	<p><u>SOIL INJECTION APPLICATIONS:</u> (California only) Apply specified dosage in a water emulsion or with liquid fertilizer through 2 or more injection shanks centered on the seed row covering an 18" band. Plant crop in usual manner.</p>																												


IMPORTANT: Do not overlap bands on narrow row crops. Do not feed or graze cotton foliage. Under very heavy thrip pressure, additional control measures may be needed.

¹The action of some planters during planting operation may provide adequate incorporation. When using planters which do not disturb enough soil for incorporation or under dry conditions, additional incorporation can be achieved with scratchers, paddlewheels, ground driven rototillers or similar equipment behind the planter.

7/8/19

RECOMMENDED APPLICATIONS

CROP	PEST	DOSAGE NEMACUR 3	REMARKS
<p>FIELD CROPS (Cont'd)</p> <p>Peanuts</p> <p>7/25/85?</p>	<p>Nematodes Thrips (early season reduction)</p>	<p>4.5 to 7.3 fl oz for any row spacing (or 2 to 3.3 quarts per acre on 36-inch rows)</p>	<p>Apply specified dosage per 1000 ft of row as a water emulsion spray in a 12-inch band over the row at planting. Use sufficient water and incorporate into the soil. ON NARROW ROW CROPS, DO NOT ALLOW BANDS TO OVERLAP.</p> <p>Use the high rate in fields with high populations of nematodes, in fields where root-knot species other than southern root-knot, <u>Meloidogyne incognita</u>, are present or in fields having a history of serious nematode damage.</p> <p>Do not feed or graze green peanut vines or peanut vine hay. Do not hog down treated peanut fields.</p>
<p>Tobacco (Not for use on shade-grown tobacco)</p> <p>12/19/93 4/24/90</p>	<p>Nematodes</p> <p>Tobacco cyst nematodes Aphids (Suppression)</p>	<p>1-1/3 to 2 gallons</p> <p>2 gallons</p>	<p>Uniformly broadcast the specified dosage in a minimum of 20 gallons of water per acre over the soil surface. Incorporate to a depth of 2 to 4 inches by disking or tilling. Use the high rate in fields with high populations of nematodes, in fields where tobacco cyst and/or root-knot species other than southern root-knot, <u>Meloidogyne incognita</u>, are present or in fields having a history of serious nematode damage. Plant crop in the usual manner.</p>



8/19

RECOMMENDED APPLICATIONS

CROP	PEST	DOSAGE NEMACUR 3	REMARKS
FRUIT Apple (Except California) Cherry Nectarine Peach 11/24/40	Nematodes	1-2/3 to 3-1/3 gallons	BAND: Apply specified dosage in not less than 10 gallons of solution per acre to the soil with ground equipment and incorporate immediately.* Center the treated band on the tree row using a band width of 50% of the row spacing and covering the feeder root system of the plant. Do not apply more than 3-1/3 gallons/acre per year per planting site.
		2 quarts to 1-1/2 gallons	LOW PRESSURE IRRIGATION: Apply specified dosage per acre to the soil in 1 to 6 applications with at least 14 days between applications using a minimum of 1-1/2 gallons to a maximum of 3 gallons of NEMACUR 3 per acre per season.
<p>*Incorporate this product into the soil mechanically or supply sufficient irrigation (not to exceed the depth of the root zone).</p> <p>Control of nematodes is best obtained when there is adequate rainfall or irrigation after application.</p> <p>Do not apply within 72 days of harvest of apples or within 45 days of harvest of peaches, nectarines and cherries. Do not graze livestock in treated orchards. Do not feed cover crops grown in treated orchards to livestock.</p> <p><u>Special Precautions:</u> Avoid contacting tree foliage with the spray mixture. Do not add oils or surfactants to the spray mixture. Do not allow spray or drift to contact operator.</p> <p>On non-bearing apple, cherry, nectarine and peach make initial applications when trees have recovered from transplanting shock and have initiated new growth, provided that one or more irrigations have been applied and soil has settled around the roots. Phytotoxicity may occur if applications are made before soil has settled and plants are growing.</p>			

9-19

RECOMMENDED APPLICATIONS


CROP	PEST	DOSAGE NEMACUR 3	REMARKS
<u>FRUIT</u> (Cont'd)			
Grapes	Nematodes	3.gallons	<p><u>Band</u>: Apply specified dosage in not less than 10 gallons of solution per acre to the soil with ground equipment and incorporate immediately.* Center the treated band on the vine row using a band width of 50% of the row spacing.</p>
		1 quart to 1 gallon	<p><u>LOW PRESSURE IRRIGATION</u>: Apply the specified dosage per acre to the soil in one or more applications using a minimum of 1 gallon and a maximum of 2 gallons of NEMACUR 3 per acre per season.</p>

10/21/88 ?

*Incorporate this product into the soil mechanically or supply sufficient irrigation (not to exceed the depth of the root zone).

RESTRICTIONS: On bearing grapes, the last application may be made up to 2 days of harvest. Do not apply more than 3 gallons of NEMACUR 3 (9 pounds active ingredient) per acre in a 50% band or 2 gallons per acre by low pressure irrigation in one season. Do not graze or feed treated crop to livestock.

On non-bearing grapes, make initial applications when vines have recovered from transplanting shock and have initiated new growth, provided that one or more irrigations have been applied and soil has settled around the roots. Phytotoxicity may occur if applications are made before soil has settled and plants are growing.



RECOMMENDED APPLICATIONS

CROP	PEST	DOSAGE NEMACUR 3	REMARKS
<p>FRUIT (Cont'd) Kiwifruit (California only)</p>	<p>Nematodes</p>	<p>2 quarts to 1 gallon</p>	<p style="text-align: right;">4/19/89 ?</p> <p><u>LOW PRESSURE IRRIGATION</u> Apply specified dosage per acre to the soil in 2 to 6 applications using a minimum of 2 gallons and a maximum of 4 gallons of NEMACUR 3 per acre per year.</p> <p>Start NEMACUR applications when the soil temperature in the spring reaches 55°F or above at the 12-inch depth. To maintain control, an application may be made 5 days after harvest if the soil temperature at the 12-inch depth is 55°F or above.</p> <p>A maximum of 3 gallons of NEMACUR 3 may be applied preharvest, and a maximum of 1 gallon may be applied postharvest.</p> <p>Do not apply NEMACUR 3 to newly established kiwifruit vineyards which are less than one year old. Do not apply within 31 days of harvest. Do not graze livestock in treated vineyards. Do not feed cover crops grown in treated vineyards to livestock.</p>

11/19

RECOMMENDED APPLICATIONS

CROP	PEST	DOSAGE NEMACUR 3	REMARKS
FRUIT (Cont'd) Citrus (Except Florida) (In California do not apply to Kumquat, Tangelo, or Citrus Hybrids). 4/24/90	Nematodes Citrus root weevil complex including Fuller Rose beetle (Suppression)	1-2/3 to 3-1/3 gallons	<u>Band:</u> Apply specified dosage in not less than 10 gallons of solution per acre to the soil with ground equipment and incorporate immediately.* Two applications may be made per season, not to exceed 3-1/3 gallons per acre. Center the treated band on the tree row using a band width of 50% of the row spacing and covering the feeder root system of the plant.
		2 quarts to 1-1/2 gallons	<u>LOW PRESSURE IRRIGATION:</u> Apply specified dosage per acre to the soil in 1 to 6 applications with at least 14 days between applications using a minimum of 1-1/2 gallons to a maximum of 3 gallons of NEMACUR 3 per acre per season.

*Incorporate this product into the soil mechanically or supply sufficient irrigation (not to exceed the depth of the root zone). Control of nematodes is best obtained when there is adequate rainfall or irrigation after application. Under dry conditions, follow with irrigation.

Do not apply within 30 days of harvest.

Do not exceed 10 pounds active ingredient (3-1/3 gallons of NEMACUR 3) per acre in a 50% band or 3 gallons of NEMACUR 3 (9 pounds active ingredient) per acre by low pressure irrigation per season. Do not graze livestock in treated areas.

On non-bearing citrus make initial applications when trees have recovered from transplanting shock and have initiated new growth, provided that one or more irrigations have been applied and soil has settled around the roots. Phytotoxicity may occur if applications are made before soil has settled and plants are growing.

12/19

RECOMMENDED APPLICATIONS

CROP	PEST	DOSAGE NEMACUR 3	REMARKS
<u>FRUIT</u> (Cont'd)			
Pineapple (Hawaii only)	Nematodes (<u>Rotylen- chulus</u> and <u>Meloido- gyna</u> species)	6-2/3 gallons ? 10/21/88	<p><u>PREPLANT APPLICATION:</u></p> <p>Apply the specified dosage per acre as a water emulsion spray over the entire area to be treated. Incorporate thoroughly to insure uniform distribution. See "NOTE" below.</p> <p>Additional postplant applications may be made to the plant crop at 1 to 3 month intervals by broadcast spray or drip irrigation equipment as indicated below. However, do not apply more than a total of 13-1/3 gallons of NEMACUR 3 (40 pounds of active ingredient) per acre per plant crop.</p>
1-1/3 to 8 pints		1-1/3 to 8 pints 7/22/83	<p><u>POSTPLANT APPLICATION:</u></p> <p>- <u>PLANT CROP.</u> Apply specified dosage in 50 to 250 gallons of water per acre as a broadcast spray or through drip irrigation. Applications may begin immediately after planting. Make additional applications at intervals of 1 to 3 months as needed. Do not apply within 30 days before harvest. See "NOTE" below.</p> <p>Do not apply more than a total of 13-1/3 gallons of NEMACUR 3 per acre per plant crop.</p> <p>- <u>RATOON CROP.</u> Apply specified dosage in 50 to 250 gallons of water per acre as a broadcast spray or through drip irrigation. The first application may be made immediately following crop harvest. Make additional applications at intervals of 1 to 3 months as needed. Do not apply within 30 days before harvest. See "NOTE" below.</p> <p>Do not apply more than a total of 6-2/3 gallons of NEMACUR 3 to each ratoon crop.</p> <p>NOTE: Do not use green forage or green fodder (cannery waste, such as cull fruit, fruit skin or shells, crowns, cores and basal ends of fruit may be fed) for animal feed.</p>

13819

RECOMMENDED APPLICATIONS

CROP	PEST	DOSAGE NEMACUR 3	REMARKS
<p>FRUIT (Cont'd)</p> <p>Pineapple* (Puerto Rico only)</p> <p>11/20/90</p>	<p>Nematodes</p>	<p>1-2/3 to 3-1/3 gallons</p>	<p><u>POSTPLANT BROADCAST APPLICATION:</u></p> <p>- <u>PLANT CROP</u> Apply specified dosage (5 to 10 lb active ingredient) in 50 to 250 gallons of water per acre as a broadcast spray. Begin applications 1 to 3 months after planting. When used in conjunction with a preplant soil application of NEMACUR 15% Granular, postplant applications should be initiated 3 to 6 months after the preplant soil application. Make additional applications at intervals of 3 to 6 months as needed. Do not apply within 7-1/2 months before harvest.</p> <p>- <u>FIRST RATOON CROP</u> Apply specified dosage in 50 to 250 gallons of water per acre as a broadcast spray. Make the first application immediately following crop harvest. Make additional applications at intervals of 3 to 6 months as needed. Do not apply within 7-1/2 months before harvest.</p>
<p>Do not apply more than a total of 20 lb active ingredient per acre per crop season regardless of the formulation or method of application. Do not use forage or fodder for animal feed.</p> <p>*NEMACUR 3 emulsifiable nematicide has shown excellent activity against the major genera of nematodes infesting pineapple plants. When applied as a broadcast spray after planting, NEMACUR protects young developing root systems. For best results, applications should be made when plants are actively growing.</p>			
<p>Raspberry (Except California)</p> <p>4/20/85</p>	<p>Nematodes</p>	<p>1 to 2 gallons</p>	<p>Band: Apply specified dosage in not less than 10 gallons of solution per acre to the soil with ground equipment and incorporate immediately using mechanical incorporation or irrigation. Center the treated band on the row using a band width of 50% of the row spacing and covering the feeder root system of the plant. Apply during the period of October 1 to December 31 when adequate rainfall can be expected. Do not apply within six months of harvest. Do not apply more than once per year. Use the high rate in fields with high populations of nematodes or in fields having a history of serious nematode damage.</p>

10/21/88

RECOMMENDED APPLICATIONS

CROP	PEST	DOSAGE NEMACUR 3	REMARKS								
<p>FRUIT (Cont'd)</p> <p>Strawberries</p> <p>4/27/90</p>	Nematodes	5.9 to 8.8 fl oz for any row spacing (or 2.4 to 3.6 qt per acre on 40-inch rows)	<p>Apply specified dosage per 1000 ft of row in a 12- to 18-inch band over the row and incorporate immediately by cultivation or by sprinkler irrigation prior to transplanting. Do not apply more than one application. Do not apply within 110 days of harvest. Apply by ground equipment only.</p> <p><u>BAND WIDTH</u></p> <table style="width: 100%; border: none;"> <tr> <td style="text-align: center;"><u>12-INCH</u></td> <td style="text-align: center;"><u>18-INCH</u></td> </tr> <tr> <td style="text-align: center;">5.9 fl oz/1000 ft</td> <td style="text-align: center;">8.8 fl oz/1000 ft</td> </tr> <tr> <td style="text-align: center;">OR</td> <td style="text-align: center;">OR</td> </tr> <tr> <td style="text-align: center;">2.4 qt/acre (40-inch rows)</td> <td style="text-align: center;">3.6 qt/acre (40-inch rows)</td> </tr> </table> <p>Use the maximum band width and rate in fields with high populations of nematodes or in fields having a history of serious nematode damage.</p>	<u>12-INCH</u>	<u>18-INCH</u>	5.9 fl oz/1000 ft	8.8 fl oz/1000 ft	OR	OR	2.4 qt/acre (40-inch rows)	3.6 qt/acre (40-inch rows)
<u>12-INCH</u>	<u>18-INCH</u>										
5.9 fl oz/1000 ft	8.8 fl oz/1000 ft										
OR	OR										
2.4 qt/acre (40-inch rows)	3.6 qt/acre (40-inch rows)										
<p>FRUIT NON-BEARING*</p> <p>Deciduous fruit & nut trees & commercial tree & vine nurseries</p> <p>? 10/21/88</p>	Nematodes	1-1/2 to 3 gallons	<p><u>Band:</u> Apply specified dosage in not less than 10 gallons of solution per acre to the soil with ground equipment and incorporate immediately.** Center the treated band on the tree row using the low rate in a band width of 25% of the row spacing or the high rate in a band width of 50% of the row spacing. Use a minimum band width of "to the drip line".</p>								
		1 quart to 1 gallon	<p><u>LOW PRESSURE IRRIGATION:</u> Apply the specified dosage per acre to the soil in one or more applications using a minimum of 1 gallon and a maximum of 2 gallons of NEMACUR 3 per acre per season.</p>								

Make initial applications when plants have recovered from transplanting shock and have initiated new growth, provided that one or more irrigations have been applied and soil has settled around the roots. Phytotoxicity may occur if applications are made before soil has settled and plants are established.

Do not exceed 9 pounds active ingredient (3 gallons of NEMACUR 3) per acre in a 50% band or 2 gallons per acre by low pressure irrigation in one season.

*Non-bearing fruit and nut trees are those that will not bear for one year after application, including newly planted and established trees or vines. Any fruit or nuts that may form on treated trees or vines during this one year period must be destroyed and not used for human or animal consumption.

**Incorporate this product into the soil mechanically or supply sufficient irrigation (not to exceed the depth of the root zone). Control of nematodes is best obtained when there is adequate rainfall or irrigation after application. Under dry conditions, follow with irrigation.

15 of 19

RECOMMENDED APPLICATIONS

CROP	PEST	DOSAGE NEMACUR 3	REMARKS
<p><u>VEGETABLES</u> Asparagus (Connecticut, Delaware, Maine, Maryland, Massachusetts, New Hampshire, New Jersey, New York, Pennsylvania, and Rhode Island only)</p> <p>10/30/81</p>	<p>Nematodes</p>	<p>5-1/3 pints</p>	<p><u>BAND APPLICATION</u></p> <p><u>Nursery:</u> Apply the specified dosage per acre to the soil and immediately incorporate to a depth of 2 to 6 inches by disking or tilling. Center the treated band on the row using a band width of 50% of the row spacing. Plant crop in the usual manner.</p> <p><u>Production Field:</u></p> <p><u>Newly Planted Crowns:</u> Apply the specified dosage per acre to the soil before planting crowns but after making furrows. Center the treated band on the row using a band width of 50% of the row spacing. Plant crowns and cover with soil. The following Spring apply before spear emergence and immediately incorporate by reshaping beds. Do not apply within 9 months of harvest.</p> <p><u>Post Harvest:</u> Apply after the last harvest and all spears have been removed. Apply the specified dosage per acre to the soil and immediately incorporate by reshaping beds. Center the treated band on the row using a band width of 50% of the row spacing. Do not apply within 9 months of harvest. Do not apply more than once per year.</p>
<p>Eggplant</p> <p>8/17/89</p> <p>?</p>	<p>Nematodes</p>	<p>5.9 fl oz (or 2-2/3 quarts per acre on 36-inch rows)</p>	<p>Apply specified dosage per 1000 ft of row in a 12-inch band over the row at transplanting and immediately incorporate into the soil.</p> <p>ON NARROW ROW CROPS, DO NOT ALLOW BANDS TO OVERLAP.</p>

RESTRICTIONS

Do not use on other crops. Use only according to label directions.

Any food crop not specified on this label may be planted into treated areas 120 days after the last application. Any cover crops that are planted during the 120 day period must be plowed under and not grazed.

PROTECTIVE CLOTHING AND EQUIPMENT

USE ONLY WHEN WEARING THE FOLLOWING PROTECTIVE CLOTHING AND EQUIPMENT DURING MIXING/LOADING, APPLICATION, REPAIR AND CLEANING OF MIXING, LOADING AND APPLICATION EQUIPMENT, DISPOSAL OF THE PESTICIDE, AND EARLY REENTRY INTO TREATED AREAS: Protective suit of one or two pieces covering all parts of the body except head, hands, and feet; chemical-resistant gloves; chemical-resistant shoes (or chemical-resistant shoe covers or chemical-resistant boots); and a NIOSH- or MSHA-approved respirator. In addition, mixer/loaders must wear a chemical-resistant apron. During equipment repair and cleaning, the respirator need not be worn. During early reentry after sprays have dried and vapors have dispersed, the respirator need not be worn.

IF MIXING/LOADING IS PERFORMED USING A CLOSED SYSTEM, THE FOLLOWING PROTECTIVE CLOTHING AND EQUIPMENT MAY BE WORN AS AN ALTERNATIVE: Long-sleeved shirt and long-legged pants; chemical-resistant gloves; chemical-resistant apron; shoes and socks. Goggles or face shield must be worn if the system is under pressure.

IF APPLICATION IS PERFORMED USING AN ENCLOSED CAB, THE FOLLOWING PROTECTIVE CLOTHING AND EQUIPMENT MAY BE WORN AS AN ALTERNATIVE: Long-sleeved shirt and long-legged pants; shoes, and socks. Chemical-resistant gloves must be available in the cab and must be worn when exiting. This clothing is inadequate to protect you during equipment repair or cleaning, reentry, or pesticide disposal work.

IMPORTANT! If pesticide comes in contact with skin, wash off with soap and water. Always wash hands, face, and arms with soap and water before smoking, eating, drinking, or toileting.

AFTER WORK: Before removing gloves, wash them with soap and water. Take off all work clothes and shoes. Shower using soap and water. Wear clean clothes. Do not reuse contaminated clothing. Personal clothing worn during work must be laundered separately from household articles. Store protective clothing separately from personal clothing. Clean or launder protective clothing after each use. Respirators must be cleaned and filters replaced according to instructions included with the respirator. Protective clothing and equipment that becomes heavily contaminated or drenched must be destroyed according to state and local regulations. HEAVILY CONTAMINATED OR DRENCHED CLOTHING CANNOT BE ADEQUATELY DECONTAMINATED.

REENTRY STATEMENTS

Do not apply this product in such a manner as to directly or through drift, expose workers or other persons. The area being treated must be vacated by unprotected persons. Do not reenter treated areas for 48 hours unless appropriate protective clothing is worn.

Any person coming in direct contact with treated water, and/or treated soil prior to incorporation or irrigation, or with treated wet soil after the initial irrigation, must wear protective clothing and equipment as described in the section "Protective Clothing and Equipment" on this label. Wash thoroughly with soap and water after handling and before eating or smoking.

REENTRY STATEMENTS (Continued)

Because certain states may require more restrictive reentry intervals for various crops treated with this product, consult your State Department of Agriculture for further information.

(The following may appear on supplemental labeling accompanying the product)
Written or oral warnings must be given to workers who are expected to be in a treated area or in an area about to be treated with this product. Oral warnings should include those statements found under the label headings "Precautionary Statements" and "Re-entry Statements" included on this label. When oral warnings are given, warnings shall be given in a language customarily understood by workers. Oral warnings must be given if there is reason to believe that written warnings cannot be understood by workers. Written warnings must include the following information: DANGER, area treated with NEMACUR 3 on (date of application). See "Protective Clothing and Equipment" for use of proper protective clothing. If on skin, remove contaminated clothing and wash skin immediately with soap and warm water. If eyes are contaminated, wash with flowing water for at least 15 minutes. If swallowed, vomiting should be induced. (See Precautionary Statements on label).

STORAGE AND DISPOSAL

Pesticide Disposal: Do not contaminate water, food or feed by storage or disposal.

Pesticide wastes are acutely hazardous. Improper disposal of excess pesticide, spray mixture, or rinsate is a violation of Federal Law. If these wastes cannot be disposed of by use according to label instructions, contact your State Pesticide or Environmental Control Agency, or the Hazardous Waste representative at the nearest EPA Regional Office for guidance.

Container Disposal: Triple rinse (or equivalent). Then offer for recycling or reconditioning, or puncture and dispose of in a sanitary landfill, or by other procedures approved by state and local authorities.

Store in a cool, dry place and in such a manner as to prevent cross contamination with other pesticides, fertilizers, food, and feed. Do not store below 32°F. Do not store near heat or open flame. Store in original container and out of the reach of children, preferably in a locked storage area.

Handle and open container in a manner as to prevent spillage. If container is leaking, invert to prevent leakage. If the container is leaking or material spilled for any reason or cause, carefully dam up spilled material to prevent runoff. Refer to Precautionary Statements on label for hazards associated with the handling of this material. Do not walk through spilled material. Absorb spilled material with absorbing type compounds and dispose of as directed for pesticides above. In spill or leak incidents, keep unauthorized people away. You may contact the Mobay Emergency Response Team for decontamination procedures or any other assistance that may be necessary. The Mobay Kansas City Emergency Response Telephone No. is 816-242-2582, or contact Chemtrec at 800-424-9300.

PRECAUTIONARY STATEMENTS

HAZARDS TO HUMANS AND DOMESTIC ANIMALS

DANGER



POISON

Fatal if swallowed or absorbed through the skin. Causes irreversible eye damage. May be fatal if inhaled. Do not get in eyes, on skin or on clothing. Wear protective clothing, rubber gloves, and goggles or face shield when handling. Wash thoroughly with soap and water after handling and before eating, drinking or using tobacco. Remove contaminated clothing and wash before re-use.

Do not breathe vapor or spray mist. Wear a mask or pesticide respirator jointly approved by the Mine Safety and Health Administration and by the National Institute for Occupational Safety and Health.

Do not contaminate feed or food. Keep out of reach of children. Keep all unprotected persons out of the operating area or vicinity

HANDLING OF CONTAMINATED ARTICLES: Clothing and rags receiving undiluted NEMACUR 3 as a result of leaks, spills, or mishaps should be removed immediately and not reused. These contaminated articles should be buried in the same manner as the empty container: see container disposal section for directions. (Contaminated articles which should be discarded would include: hats, gloves, aprons, coats, boots, etc. not made of rubber or coated with rubber or other similar materials). Clothing receiving spray mist or droplets from the mixed, diluted NEMACUR 3 should be removed and decontaminated before reuse. This clothing can be decontaminated by machine washing separately from other items with soap or detergent and bleach in hot water twice before reuse. Protective clothing and equipment should be washed down with detergent or soap and bleach in water. Wash water from the cleaning of protective clothing or equipment should not be allowed to run off or otherwise enter water supplies.

SYMPTOMS OF POISONING: A sense of "tightness" in the chest. Sweating. Contracted pupils. Stomach pains. Vomiting and diarrhea.

STATEMENTS OF PRACTICAL TREATMENT

In case of poisoning, call a physician immediately. Have patient lie down and keep quiet. If swallowed, vomiting should be induced. Administer water freely and induce vomiting by giving one dose (1/2 oz or 15 mL) of syrup of ipecac. If vomiting does not occur within 10 to 20 minutes, administer second dose. If syrup of ipecac is not available, induce vomiting by sticking finger down throat. Repeat until vomit fluid is clear. Never give anything by mouth to an unconscious person. Professional medical assistance should be secured immediately. If on skin, remove contaminated clothing and wash skin immediately with soap and warm water. If eyes contaminated, hold eyelids open and wash with a steady, gentle stream of water for at least 15 minutes. If inhaled, remove victim to fresh air. If not breathing, give artificial respiration, preferably mouth to mouth.

19 of 19

STATEMENTS OF PRACTICAL TREATMENT (Continued)

NOTE TO PHYSICIAN:

ANTIDOTE - Administer atropine sulfate in large therapeutic doses. Repeat as necessary to the point of tolerance. 2-PAM is also antidotal and may be administered in conjunction with atropine.

Compound inhibits cholinesterase resulting in stimulation of the central nervous system, the parasympathetic nervous system, and the somatic motor nerves. Do not give morphine. Watch for pulmonary edema, which may develop in serious cases of poisoning even after 12 hours. At first sign of pulmonary edema, the patient should be placed in an oxygen tent and treated symptomatically.

ENVIRONMENTAL HAZARDS

This pesticide is toxic to fish and wildlife. Drift and runoff from treated areas may be hazardous to aquatic organisms in neighboring areas. Do not apply directly to water or wetlands (swamps, bogs, marshes, and potholes). Do not contaminate water when disposing of equipment washwaters.

Do not use mist sprayers. Use only coarse sprays directed at soil to eliminate spray drift.

Aerial application of this product is prohibited.

NEMACUR is a Reg. TM of Bayer AG, Germany.

