

[3095-22]


PIC  **12 coils**
MOSQUITO COILS **LASTING**
5-7 HRS. EACH

MOSQUITO
INSECT REPELLENT

PIC
MOSQUITO COILS

REPEL MOSQUITOES


MANY OUTDOOR USES
FOR BEST
RESULTS USE IN
CONFINED AREA
PLACE ONE COIL
EVERY 10 FT
USE ON
PATIOS
CAMPSITES
CABANAS



CAUTION.
KEEP OUT OF REACH
OF CHILDREN
SEE OTHER PRECAUTIONS
ON BACK PANEL

PIC

PIC MOSQUITO COILS

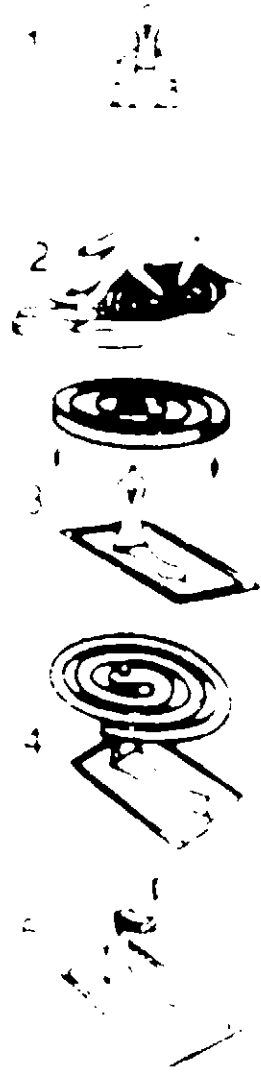


PIC MOSQUITO COILS
 REPEL MOSQUITOES

PIC acts instantly as soon as it is lit. PIC helps to repel mosquitoes in confined outdoor areas. It is useful in places where there is little or no breeze such as patios and porches.

DIRECTIONS:

- 1 Bend the enclosed PIC holder into an upright position.
 - 2 Hold the comma shaped end of one of the coils between two fingers as shown in the illustration. Shake lightly over the palm of the other hand and it will be easily separated.
 - 3 Insert the upright end of the holder into the hole at the center of the coil.
 - 4 Light both ends of coil.
- 5 Any broken piece of the P.C. coil may be used by inserting it into the open gap in the holder as illustrated.



CAUTION: Do not use PIC coils in enclosed areas. Do not use PIC coils in areas where there are children or pets.



ON BACK PANEL