

2935-503

07/10/2007

5812817



UNITED STATES ENVIRONMENTAL PROTECTION AGENCY
WASHINGTON, DC 20460

119

OFFICE OF
PREVENTION, PESTICIDES AND
TOXIC SUBSTANCES

Linda D. Pearce
Registration Specialist
Wilbur-Ellis Company
2737 S. Golden State Blvd.
Fresno, CA 93725

JUL 10 2007

Subject: Special Electric®
EPA Reg. No. 2935-503
Amendment dated November 15, 2006
EPA Decision Number 367272

Dear Ms Pearce:

The amended label referred to above, submitted June 29, 2007 in connection with registration under the Federal Insecticide, Fungicide and Rodenticide Act as amended is acceptable provided the following changes are made:

1. On page 3 under "CALIFORNIA DRIFT RESTRICTIONS" delete sentence 5 "Before using this product...."
2. In the section "Conditions of Sale...." delete the sentence "These Conditions of Sale and Limitation of Warranty and Liability shall be interpreted...."
3. In the attached pamphlet "Sulfur – Best Application Practices":
 - a. In the first sentence on page 2 change "...should be aware...." to "...must be aware...."
 - b. In the second sentence on page 2 change "While sulfur is a natural element used safety for thousands...." to "While sulfur is an element that has been used for thousands...."
 - c. In the first sentence on page 3 change "Sulfur should not be applied...." to "Sulfur must not be applied...."

One copy of the label stamped "Accepted with comments" is enclosed for your records. Please submit one copy of the final printed label that incorporates the required changes before the product is released for shipment.

If you have any questions, please contact Robert Westin by phone at (703) 305-5721 or via email at westin.robert@epa.gov.

Sincerely,

A handwritten signature in cursive script that reads "Mary L. Waller".

Mary L. Waller
Product Manager (21)
Fungicide Branch
Registration Division (7505P)

Enclosure

2/9

SPECIAL ELECTRIC®

REFINED SUPER-ADHESIVE DUSTING SULFUR
An Agricultural Insecticide and Fungicide

ACTIVE INGREDIENT	% By Wt.
Sulfur	98.00%
OTHER INGREDIENT	2.00%
TOTAL	100.00%

EPA Reg. No. 2935-503

EPA Est. No. 2935-CA-1

KEEP OUT REACH OF CHILDREN
CAUTION

FIRST AID

Have the product container or label with you when calling a poison control center or doctor, or going for treatment.

If in Eyes:	<ul style="list-style-type: none"> • Hold eye open and rinse slowly and gently with water for 15-20 minutes. • Remove contact lenses, if present, after the first 5 minutes, then continue rinsing eye. • Call a poison control center or doctor for treatment advice.
If on Skin or Clothing:	<ul style="list-style-type: none"> • Take off contaminated clothing. • Rinse skin immediately with plenty of water for 15-20 minutes. • Call a poison control center or doctor for treatment advice.

EMERGENCY TELEPHONE NUMBERS: (800) 424-9300 CHEMTREC (transportation and spills); (800) 900-4044 Poison Control Center (human health); (800) 345-4735 ASPCA (animal health)

PRECAUTIONARY STATEMENTS HAZARDS TO HUMANS AND DOMESTIC ANIMALS

CAUTION: Harmful if absorbed through the skin. Causes moderate eye irritation. Avoid contact with skin, eyes or clothing. Prolonged or frequently repeated skin contact may cause allergic reactions in some individuals.

PERSONAL PROTECTIVE EQUIPMENT (PPE)

Some materials that are chemical-resistant to this product are listed below. If you want more options, follow the instructions for category A on an EPA chemical-resistance category selection chart.

Applicators and other handlers must wear: A) Long-sleeved shirt and long pants; B) Chemical-resistant gloves made of any waterproof material such as polyethylene or polyvinyl chloride; C) Shoes plus socks; D) Goggles or faceshield.

Follow manufacturer's instructions for cleaning/maintaining PPE. If no such instructions for washables, use detergent and hot water. Keep and wash PPE separately from other laundry.

USER SAFETY RECOMMENDATIONS

User should: • Wash hands before eating, drinking, chewing gum, using tobacco or using the toilet. • Remove clothing immediately if pesticide gets inside. Then wash thoroughly and put on clean clothing. • Remove PPE immediately after handling this product. Wash the outside of gloves before removing. As soon as possible, wash thoroughly and change into clean clothing.

ENVIRONMENTAL HAZARDS

Do not apply directly to water, to areas where surface water is present or to intertidal areas below the mean high water mark. Do not contaminate water when disposing of equipment wash waters. Do not apply when weather conditions favor drift from treated areas.

PHYSICAL AND CHEMICAL HAZARDS

BURNING SULFUR EMITS HIGHLY TOXIC FUMES, SULFUR DUST SUSPENDED IN AIR IGNITES EASILY.

Keep away from heat, sparks and flame. Avoid creating dust in handling. Keep container closed. Use with adequate ventilation. Keep from contact with oxidizing materials.

In Case of Fire: Use water spray, fog, CO₂ or sand. Wear NIOSH approved self-contained breathing apparatus.

DIRECTIONS FOR USE

It is a violation of federal law to use this product in a manner inconsistent with its labeling.

Do not apply this product in a way that will contact workers or other persons either directly or through drift. Only protected handlers may be in area during application. For any requirements specific to your State or Tribe, consult the agency responsible for pesticide regulation.

AGRICULTURAL USE REQUIREMENTS

Use this product only in accordance with its labeling and with the Worker Protection Standard, 40 CFR part 170. This standard contains requirements for the protection of agricultural workers on farms, forests, nurseries and greenhouses, and handlers of agricultural pesticides. It contains requirements for training, decontamination, notification and emergency assistance. It also contains specific instructions and exceptions pertaining to the statements on this label about personal protective equipment (PPE), notification to workers, and restricted-entry interval. The requirements in this box only apply to uses of this product that are covered by the Worker Protection Standard.

Do not enter or allow worker entry into treated areas during the restricted-entry interval (REI) of 24 hours.

PPE required for early entry to treated areas that is permitted under the worker Protection Standard and that involves contact with anything that has been treated, such as plants, soil, or water, is: A) Coveralls; B) Chemical-resistant gloves made of any waterproof material; C) Shoes plus socks; D) Goggles or faceshield.

STORAGE AND DISPOSAL

Do not contaminate water, food or feed by storage or disposal.

Pesticide Storage: Store in original container only and keep sealed. Store in closed storage areas. Use precaution when moving, opening, closing or pouring.

Pesticide Disposal: Wastes resulting from the use of this product may be disposed of on site or at an approved waste disposal facility.

Container Disposal: Completely empty bag into application equipment. Then dispose of empty bag in a sanitary landfill or by incineration, or, if allowed by State and local authorities, by burning. If burned, stay out of smoke.

Spill or Leak: Small spills can be handled routinely. Use adequate ventilation and wear respirator or a dust mask to prevent irritation. Wear suitable protective clothing and eye protection to prevent skin and eye contact. Use the following procedures: Sweep or shovel up spilled material using a natural fiber broom and/or aluminum shovel to reduce sparking. Be careful not to create dust as an explosion could result. Place sweepings in an approved chemical waste container. Seal container and dispose of in an approved facility. Flush spill area with detergent and water to remove any residue.

USE PRECAUTIONS

IMPORTANT: Do not apply this product if temperatures during or within 3 days after application are expected to exceed 90°F in the area to be treated. Do not make applications within 2 weeks of an oil spray. Sulfur may burn foliage and fruit during periods of high temperature and under certain climatic conditions.

CALIFORNIA DRIFT RESTRICTIONS

The following conditions must be followed when using this product in the State of California for both ground and air applications.

1. The operator of the property and the applicator must establish a buffer zone of enough distance to prevent drift onto non-target areas such as hospitals, clinics, schools, residential areas and any other area designated by the county agricultural commissioner.
2. The operator and the applicator must evaluate the method and equipment for each site to ensure proper and safe use. Evaluations shall include, but not be limited to the appropriateness of ground or air application.
3. Sulfur shall not be applied when the windy velocity exceeds 10 miles per hour. Applicators should be aware that in some areas, "dead calm" conditions are often associated with an inversion situation. In these areas, applying sulfur when there is a minimum air movement of 2 miles per hour will ensure that an inversion situation does not exist.

4. All applicators, prior to use of dust formulations should read and understand the *Best Application Practices* manual.
5. Before using this product, read and follow all applicable directions, restrictions and precautions on the EPA registered label.

GENERAL INFORMATION

If the crop to be treated will be used for canning or freezing purposes, consult food processor before applying sulfur.

Consult State Agricultural Experiment Stations or the State Agricultural Extension Service for additional information, as the timing and number of applications needed will vary with local conditions.

Apply the specified amounts of this product uniformly to the foliage when air is calm, using ground power equipment or aircraft. Except as otherwise shown, apply at the first sign of infection and repeat at 7-10 day intervals as needed to maintain control.

CROPS AND APPLICATION RATES

FRUIT CROPS

APPLES: Scab, Powdery Mildew - apply 30 to 35 lbs. per acre in the green tip to pink bud stage. Macintosh, Golden Delicious, Jonathan and certain other varieties may be injured by sulfur. Use on sulfur-tolerant varieties only.

CHERRIES: Blossom Blight, Brown Rot, Powdery Mildew - apply 50 lbs. per acre in the post-bloom, full bloom and petal-fall stages. Leaf Spot, Powdery Mildew - apply 50 lbs. per acre at petal-fall, shuck-fall and 2 weeks after shuck-fall.

CITRUS: Six-Spotted and Citrus Rust Mites - apply 80 lbs. per acre. Citrus and Yuma Spider Mites - apply 100 lbs. per acre. Citrus Thrips - apply 100 lbs. per acre in three applications: mid-March, petal-fall and 2-4 weeks later. Avoid applications during or preceding high temperatures. Do not apply within 21 days of an oil spray.

GRAPES: Rust, Powdery Mildew - apply 10 to 20 lbs. per acre in successive applications: when shoots are 6 inches long, shoots 12 to 15 inches long, 14 days afterwards and repeat as necessary thereafter to harvest. Precaution: Concord and Labrusca type grapes may be injured by sulfur.

PLUMS, PRUNES: Brown Rot, Leaf Spot, Prune Rust - apply 35-50 lbs. per acre. For Brown Rot of fruit, dust when fruit begins to ripen. For Leaf Spot and Rust begin at pink stage, repeat at bloom, petal-fall, shuck-fall and in cover period apply as necessary.

STRAWBERRIES: Powdery Mildew - apply 10 to 20 lbs. per acre.

VEGETABLE AND FIELD CROPS

ALFALFA: Spider Mites - apply 15 to 25 lbs. per acre. Precaution: Sulfur may cause petal burn to open flowers.

BEANS: Powdery Mildew, Rust, Spider Mites - apply 15 to 30 lbs. per acre. For Rust control start applications as soon as the first true leaves form and continue at weekly intervals until blossom time. Certain varieties may be injured by applications of sulfur. For these crops, it is recommended that a test be conducted on a small number of plants to check for sulfur sensitivity prior to application to the entire field.

CARROTS: Petrobia Mite - apply 30 to 35 lbs. per acre.

CLOVER: Powdery Mildew, Spider Mites - apply 15 to 25 lbs. per acre.

COTTON: Atlantic Mite, Cotton Rust - apply 25 to 30 lbs. per acre.

GRASS SEED CROPS: Timothy Mite - apply 30 lbs. per acre.

MELONS (Honeydew and sulfur-resistant melons only): Powdery Mildew, Spider Mites - apply 20 to 25 lbs. per acre. Certain varieties may be injured by applications of sulfur. For these crops, it is recommended that a test be conducted on a small number of plants to check for sulfur sensitivity prior to application to the entire field.

ONIONS: Petrobia Mite - apply 20 to 30 lbs. per acre during warm weather.

PEAS: Powdery Mildew - apply 15 to 20 lbs. per acre.

SUGAR BEETS: Spider Mite - apply 30 to 35 lbs. per acre.

TOMATOES: Tomato Russet Mite - apply 15 to 40 lbs. per acre.

TURNIPS and RUTABAGAS: Powdery Mildew - apply 15 to 20 lbs. per acre

ORNAMENTALS

Use 20 to 40 lbs. per acre. Make full coverage application on both sides of leaves, applying when disease first appears and repeat at 5 to 10 day intervals and after rain, or as necessary. Keep new growth protected.

AVOID APPLICATION TO SULFUR SENSITIVE PLANTS.

HOLLYHOCK: Rust.

ROSES, PERENNIALS, SHRUBS: Black Spot, Powdery Mildew, Rust. Attention: some burning may occur when used during warm weather.

5/9

Conditions of Sale and Limitation of Warranty and Liability:

NOTICE: Read the entire Directions for Use and Conditions of Sale and Limitation of Warranty and Liability before buying or using the product. If the terms are not acceptable, return the product at once, unopened, and the purchase price will be refunded.

The Directions for Use of the product must be followed carefully. It is impossible to eliminate all risks inherently associated with the use of this product. Crop injury, ineffectiveness, or other unintended consequences may result because of many different factors including, without limitation, manner of use or application, weather, combination with other products, or crop conditions. To the extent consistent with applicable law, all such risks shall be assumed by Buyer and User, and Buyer and User agree to hold Manufacturer and Seller harmless from any claims relating to such factors.

Seller warrants that this product conforms to the chemical description on the label. EXCEPT FOR THIS WARRANTY, THE PRODUCT IS FURNISHED "AS-IS", AND NEITHER SELLER NOR MANUFACTURER MAKES ANY OTHER WARRANTIES, EXPRESS OR IMPLIED, WITH RESPECT TO THE SELECTION, PURCHASE OR USE OF THIS PRODUCT; SELLER AND MANUFACTURER SPECIFICALLY DISCLAIM ANY WARRANTY OF MERCHANTABILITY OR FITNESS FOR A PARTICULAR PURPOSE. To the extent consistent with applicable law, Buyer and User accept all risks arising from any use of this product, including without limitation, uses contrary to label instructions, or under conditions not reasonably foreseeable to (or beyond the control of) Seller or Manufacturer.

To the extent consistent with applicable law, neither Manufacturer nor Seller shall be liable for any incidental, consequential or special damages resulting from the use or handling of this product. TO THE EXTENT CONSISTENT WITH APPLICABLE LAW, THE EXCLUSIVE REMEDY OF THE BUYER OR USER, AND THE EXCLUSIVE LIABILITY OF MANUFACTURER AND SELLER, FOR ANY AND ALL CLAIMS, LOSSES, INJURIES OR DAMAGES (INCLUDING CLAIMS BASED ON BREACH OF WARRANTY, CONTRACT, NEGLIGENCE, TORT, STRICT LIABILITY OR OTHERWISE) RESULTING FROM THE USE OR HANDLING OF THIS PRODUCT, SHALL BE THE RETURN OF THE PURCHASE PRICE OF THIS PRODUCT, OR, AT THE ELECTION OF MANUFACTURER OR SELLER, THE REPLACEMENT OF THE PRODUCT.

These Conditions of Sale and Limitation of Warranty and Liability shall be interpreted in accordance with the laws of the State of California, excluding its conflicts of laws rules, and may not be amended by any oral or written agreement.

Wilbur-Ellis logo®, IDEAS TO GROW WITH® and SPECIAL ELECTRIC® are registered trademarks of Wilbur-Ellis Company.

F-607

IN CASE OF A CHEMICAL EMERGENCY,
CALL CHEMTREC 24-HOUR NUMBER: (800) 424-9300

NET CONTENTS: 50 POUNDS

ACCEPTED
with COMMENTS
In EPA Letter Dated

JUL 10 2007

Under the Federal Insecticide,
Fungicide, and Rodenticide Act
as amended, for the pesticide
registered under EPA Reg. No.

8935-523

Manufactured by:




IDEAS TO GROW WITH®

P.O. BOX 16458 – FRESNO, CA 93755

Sulfur

Best Application Practices

6/9




Managing Sulfur Applications Near Sensitive Areas

MANAGING SULFUR DRIFT It's Your Responsibility

Anytime sulfur is sprayed or dusted on crops near sensitive areas, the equipment operator should be aware of the potential for offsite movement. While sulfur is a natural element used safely for thousands of years to control insects and diseases, exposure to sulfur can cause eye irritation and breathing difficulty.

To prevent sulfur exposure to the public, equipment operators must take extra care when working near sensitive areas such as schools, bus stops, busy roadways, residences or any area where movement of people is likely. Ultimately, the equipment operator is responsible for managing sulfur drift. If a mistake is made, it can have wide reaching implications.

Better to avoid problems by making the effort to do a proper application. Be a good neighbor when applying sulfur. Not only is it your responsibility, it's the law!



Equipment Operation

Stop dusting or spraying activities if sulfur drift will potentially move to sensitive areas.

Avoid applications when people are active in housing or urban areas bordering a treated field.

With sulfur dusters, slow engine RPM at row end to minimize drift potential.

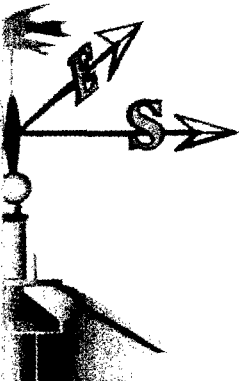
If dusting equipment allows, disengage blower when making row turns.

When possible, apply sulfur at night or on weekends if near urban areas, roadways or where activity is common.

Keep equipment well maintained.

Start dusting or spraying only when applicator is adjacent to first plant, vine or tree.





Application Conditions

Sulfur should not be applied when the wind velocity exceeds 10 miles per hour

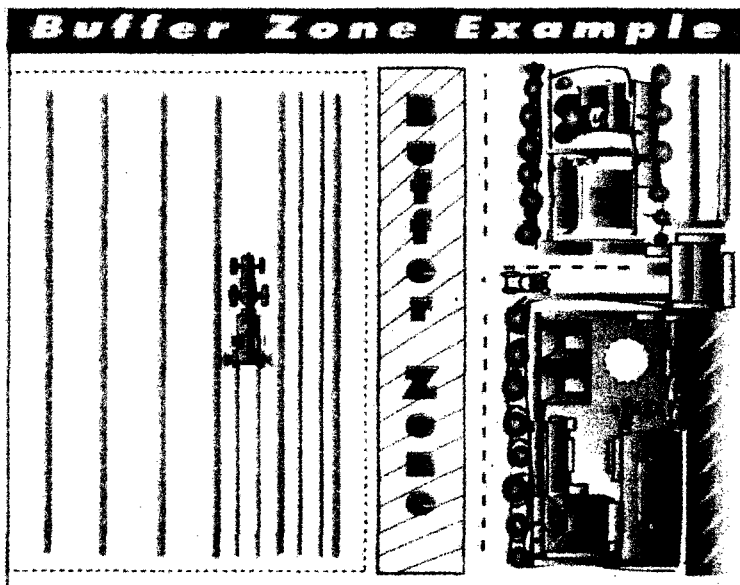
Applicators should be aware that in some areas of California, "dead calm" conditions are often associated with an inversion situation. In these areas, applying sulfur when there is minimum air movement of 2 miles per hour will help ensure that an inversion situation does not exist.

If you have questions about application conditions, contact your local County Agricultural Commissioner.

Leave an adequate buffer zone to protect sensitive areas.

An adequate buffer zone is measured as enough distance for dust or spray to settle within the treatment area.

Make sure applicator clearly understands the field being sprayed or dusted and the environment surrounding the field.



Looking Beyond The Application

Following good application practices includes being aware of the concerns of neighbors, local communities and enforcement agencies. Here are several actions suggested by growers and applicators who apply sulfur and other crop protection products near urban developments and other sensitive areas.

Apply sulfur at times when minimum activity is occurring around your treatment area.

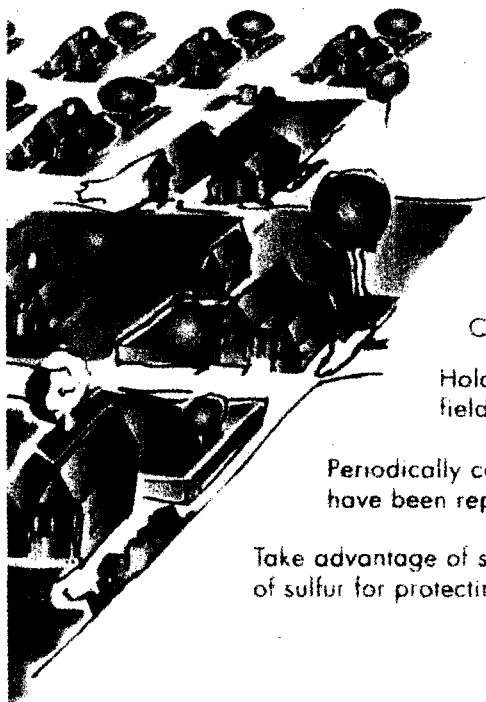
Consider applying wettable sulfur formulations in fields located near sensitive areas.

Closely track changing weather conditions.

Hold trainings for all applicator employees, pointing out sensitive areas surrounding fields being treated and proper precautions to follow

Periodically call your local county agricultural commissioner to check if sulfur drift incidents have been reported in your area

Take advantage of speaking opportunities with community organizations to explain the importance of sulfur for protecting crops against insects and disease.



Application Technology


Drift studies show that using wrap-around hydraulic sprayers in vineyards produce the least potential for off-site movement.

(source: Spray Drift Task Force)

Some sulfur dusters can be retro-fitted with manifold shut-off valves, allowing operators to make row turns and not discharge sulfur.

Several sulfur dust applicator models are available with hydraulic shut-off systems.

Consult your local Cooperative Extension Service for further information.



Sulfur Application

9/9

Check-list

- Check wind speed and direction.
- Create a buffer zone between applications and sensitive areas.
- Look for people moving around buildings near application site.
- Shutoff equipment when making row turns.
- Never apply in winds above 10 mph.

Stewardship: It's Your Responsibility!

Whenever crop protection products are applied to fields, the equipment operator must be aware of potential impacts beyond the treatment area.

By taking a few common sense precautions, each application can be made safely.

Remember, being a good neighbor means practicing stewardship before, during and after activities are performed in your field.



Produced with support from:
California Sulfur Task Force
916-646-9951