

2935-461

03/07/2013

1/6



UNITED STATES ENVIRONMENTAL PROTECTION AGENCY  
WASHINGTON, D.C. 20460

OFFICE OF CHEMICAL SAFETY  
AND POLLUTION PREVENTION

March 7, 2013

Ms. Anne Downs  
Senior Registration Specialist  
Agribusiness Division  
Wilbur-Ellis  
841 W. Elkhorn Blvd.  
Rio Linda, CA 95673

5931513  
332 / 1300


Dear Ms. Downs:

Subject: CITRI-OIL  
EPA Registration Number 2935-461  
Notification Submission received on February 25, 2013

The Agency has received your Application for Pesticide Notification under Pesticide Registration Notice (PRN) 98-10 for the product Wilbur-Ellis Citri-Oil, EPA Reg. No. 2935-461. This application was dated January 11, 2013, but likely was submitted some time after February 5, 2013. The Registration Division (RD) finds that the action requested falls within the scope of PRN 98-10. The label for this product received on February 25, 2013, has been stamped "Notification" and placed in our records.

The new primary brand name for this product is "Citri-Oil".

If you have any questions regarding this letter, you may reach me by telephone at 703-305-6406, by FAX at 703-308-0029, or via e-mail at [jacobs.bill@epa.gov](mailto:jacobs.bill@epa.gov).

Sincerely,  
  
William W. Jacobs  
Insecticide-Rodenticide Branch  
Registration Division (7505P)  
Office of Pesticide Programs



United States  
Environmental Protection Agency  
Washington, DC 20460

Registration
<input checked="" type="checkbox"/> Amendment
<input type="checkbox"/> Other

OPP Identifier Number

### Application for Pesticide - Section I

1. Company/Product Number 2935-461	2. EPA Product Manager Venus Eagle	3. Proposed Classification <input checked="" type="checkbox"/> None <input type="checkbox"/> Restricted
4. Company/Product (Name) Wilbur-Ellis Citri-Oil	PM# 1	
5. Name and Address of Applicant (Include ZIP Code) Wilbur-Ellis Company 2903 S. Cedar Avenue Fresno, CA 93725 <input type="checkbox"/> Check if this is a new address	6. Expedited Review. In accordance with FIFRA Section 3(c)(3)(b)(i), my product is similar or identical in composition and labeling to: EPA Reg. No. _____ Product Name <b>NOTIFICATION</b>	

### Section - II

MAR 07 2013

<input type="checkbox"/> Amendment - Explain below.	<input type="checkbox"/> Final printed labels in response to Agency letter dated _____
<input type="checkbox"/> Resubmission in response to Agency letter dated _____	<input type="checkbox"/> "Me Too" Application.
<input checked="" type="checkbox"/> Notification - Explain below.	<input type="checkbox"/> Other - Explain below.

Explanation: Use additional page(s) if necessary. (For section I and Section II.)

Notification of change of Primary Brand Name to Citri-Oil as required by provisions in PR Notice 2007-4 and allowed per PR Notice 98-10. This notification is consistent with the provisions of PR Notice 98-10 and EPA Regulations at 40 CFR 152.46, and no other changes have been made to the labeling or the CSF of this product. I understand that it is a violation of 18 U.S.C. Sec. 1001 to willfully make any false statement to EPA. I further understand that if this notification is not consistent with the terms of PR Notice 98-10 and 40 CFR 152.46, this product may be in violation of FIFRA and I may be subject to enforcement action and penalties under sections 12 and 14 of FIFRA.

### Section - III

1. Material This Product Will Be Packaged In:				2. Type of Container	
Child-Resistant Packaging <input type="checkbox"/> Yes* <input type="checkbox"/> No	Unit Packaging <input type="checkbox"/> Yes <input type="checkbox"/> No	Water Soluble Packaging <input type="checkbox"/> Yes <input type="checkbox"/> No		<input type="checkbox"/> Metal	<input type="checkbox"/> Plastic
				<input type="checkbox"/> Glass	<input type="checkbox"/> Paper
* Certification must be submitted		If "Yes" Unit Packaging wgt.	No. per container	If "Yes" Package wgt	No. per container
3. Location of Net Contents Information <input type="checkbox"/> Label <input type="checkbox"/> Container		4. Size(s) Retail Container		5. Location of Label Directions <input type="checkbox"/> On Label <input type="checkbox"/> On Labeling accompanying product	
6. Manner in Which Label is Affixed to Product <input type="checkbox"/> Lithograph <input type="checkbox"/> Paper glued <input type="checkbox"/> Stenciled			<input type="checkbox"/> Other _____		

### Section - IV

1. Contact Point (Complete items directly below for identification of individual to be contacted, if necessary, to process this application.)		
Name Anne Downs	Title Senior Registration Specialist	Telephone No. (Include Area Code) 916.991.8876
2. Signature 		6. Date Application Received (Stamped)
3. Title Senior Registration Specialist		
4. Typed Name Anne Downs		5. Date January 11, 2013

**Certification**  
I certify that the statements I have made on this form and all attachments thereto are true, accurate and complete. I acknowledge that any knowingly false or misleading statement may be punishable by fine or imprisonment or both under applicable law.



WILBUR-ELLIS®

January 11, 2013

Ms. Venus Eagle  
Product Manager 1  
Insecticide-Rodenticide Branch - Registration Division (7504P)  
Office of Pesticide Programs  
Document Processing Desk (NOTIF)  
One Potomac Yard, Room S-4900  
2777 S. Crystal Drive  
Arlington, VA 22202-4501

RE: Wilbur-Ellis Citri-Oil, EPA Reg. No. 2935-461. **Notification of Change of Primary Brand Name**  
from Wilbur-Ellis Citri-Oil to **Citri-Oil**

Dear Ms. Eagle:

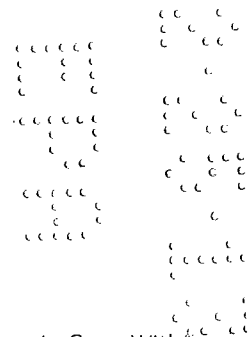
As allowed for in PR Notice 98-10, Wilbur-Ellis Company requests that the Primary Brand Name for Wilbur-Ellis Citri-Oil, EPA Reg. No. 2935-461, be changed to Citri-Oil. Please find enclosed the following items in support of this request:

- Application for Pesticide Amendment, EPA Form 8570-1 (NOTIFICATION)
- 1 copy of the final printed label for the **new Primary Brand Name product called Citri-Oil** (internal identifier, F Code 011113)

If you have any questions, please contact me directly at 916.991.9816. Thank you.

Sincerely,

Anne Downs  
Senior Registration Specialist



Ideas to Grow With<sup>®</sup>





WILBUR-ELLIS®

# CITRI-OIL

AN EMULSIFIABLE PETROLEUM OIL

**NOTIFICATION**

MAR 07 2013

FOR USE AS A SPRING, SUMMER OR DORMANT OIL SPRAY

ACTIVE INGREDIENT:  
 Mineral Oil\* ..... 99%  
 INERT INGREDIENTS ..... 1%  
 100%

Unsulphonated Residue -- 92%  
 \*Contains petroleum distillates

EPA REG. NO. 2935-461                      EPA EST. NO. 2935-TX-1

**KEEP OUT OF REACH OF CHILDREN  
 CAUTION**

**PRECAUTIONARY STATEMENTS**

**HAZARDS TO HUMANS AND DOMESTIC ANIMALS**

**CAUTION:** Harmful if absorbed through skin. Avoid contact with eyes, skin or clothing. Prolonged or frequently repeated skin contact may cause allergic reactions in some individuals.

**PHYSICAL AND CHEMICAL HAZARDS**

Do not use, pour or store near heat or open flame.

**PERSONAL PROTECTIVE EQUIPMENT (PPE)**

Some materials that are chemical-resistant to this product are made of barrier laminate and viton. If you want more options, follow the instructions for category G on an EPA chemical-resistance category selection chart.

Mixers, loaders, applicators, flaggers, and other handlers must wear:

- long-sleeve shirt and long pants,
- shoes plus socks, and
- chemical-resistant gloves.

Follow manufacturer's instructions for cleaning/maintaining PPE. If no such instructions for washables exist, use detergent and hot water. Keep and wash PPE separately from other laundry.

Discard clothing and other absorbent material that have been drenched or heavily contaminated with the product's concentrate. Do not reuse them.

**ENGINEERING CONTROLS**

Pilots must use an enclosed cockpit that meets the requirements listed in the WPS for agricultural pesticides [40 CFR 170.240(d)(6)].

**USER SAFETY RECOMMENDATIONS**

User should:

- Wash hands before eating, drinking, chewing gum, using tobacco or using the toilet.
- Remove clothing/PPE immediately if pesticide gets inside. Then wash thoroughly and put on clean clothing.
- Remove PPE immediately after handling this product. Wash the outside of gloves before removing. As soon as possible, wash thoroughly and change into clean clothing.

**ENVIRONMENTAL HAZARDS**

Do not apply directly to water, or to areas where surface water is present or to intertidal areas below the mean high water mark. Do not contaminate water when disposing of equipment washwater or rinsate.

Drift and runoff may be hazardous to aquatic organisms in water adjacent to treated areas.

FIRST AID	
Have the product container or label with you when calling a poison control center or doctor, or going for treatment. You may contact EMERGENCY TELEPHONE NUMBERS: (800) 424-9300 CHEMTREC (transportation and spills), (800) 900-4044 Poison Control Center (human health), (800) 345-4735 ASPCA (animal health).	
If on skin or clothing:	<ul style="list-style-type: none"> <li>• Take off contaminated clothing.</li> <li>• Rinse skin immediately with plenty of water for 15-20 minutes.</li> <li>• Call a poison control center or doctor for treatment advice.</li> </ul>
If swallowed:	<ul style="list-style-type: none"> <li>• Call a poison control center or doctor immediately for treatment advice.</li> <li>• Do not induce vomiting unless told to by a poison control center or doctor.</li> <li>• Do not give any liquid to a person.</li> <li>• Do not give anything to an unconscious person.</li> </ul>
If in eyes:	<ul style="list-style-type: none"> <li>• Hold eye open and rinse slowly and gently with water for 15-20 minutes. Remove contact lenses, if present, after the first 5 minutes, then continue rinsing.</li> <li>• Call a poison control center or doctor for treatment advice.</li> </ul>
If inhaled:	<ul style="list-style-type: none"> <li>• Move person to fresh air.</li> <li>• If person is not breathing, call 911 or an ambulance, then give artificial respiration, preferably mouth-to-mouth if possible.</li> <li>• Call a poison control center or doctor for further treatment advice.</li> </ul>
<b>NOTE TO PHYSICIAN:</b> This product contains petroleum distillates and may pose an aspiration pneumonia problem.	

**DIRECTIONS FOR USE**

It is a violation of Federal law to use this product in a manner inconsistent with its labeling. Read all Directions for Use carefully before applying this product.

Do not apply this product in a way that will contact workers or other persons, either directly or through drift. Only protected handlers may be in the area during application. For any requirements specific to your state or tribe, consult the agency responsible for pesticide regulation.

Do not apply this product through any type of irrigation system.

**AGRICULTURAL USE REQUIREMENTS**

Use this product only in accordance with its labeling and with the Worker Protection Standard, 40 CFR part 170. This Standard contains requirements for the protection of agricultural workers on farms, forests, nurseries and greenhouses and handlers of agricultural pesticides. It contains requirements for training, decontamination, notification and emergency assistance. It also contains specific instructions and exceptions pertaining to the statements on this label about personal protective equipment (PPE), notification to workers and restricted-entry interval. The requirements in this box only apply to uses of this product that are covered by the Worker Protection Standard.

Do not enter or allow worker entry into treated areas during the restricted entry interval (REI) of 12 hours.

PPE required for early entry to treated areas that is permitted under the Worker Protection Standard and that involves contact with anything that has been treated, such as plants, soil or water is:

- coveralls,
- shoes plus socks, and
- chemical-resistant gloves made of any waterproof material.

Pour specified amount of this material into nearly filled spray tank containing water. Keep agitator running during filling, mixing and spraying operations. Do not allow mixture to stand. To prevent separation of oil and water mixture, spray mixture must be agitated while using. To be effective, complete coverage is essential, necessitating thorough application to inside and outside of tree.

**SPRAY DRIFT MANAGEMENT**

A variety of factors including weather conditions (e.g., wind direction, wind speed, temperature, relative humidity) and method of application (e.g., ground, aerial, and airblast) can influence pesticide drift. The applicator and grower must evaluate all factors and make appropriate adjustments when applying this product.

Do not apply at wind speeds greater than 15 mph at the application site.

If applying at wind speeds less than 3 mph, the applicator must determine if a) conditions of temperature inversion exist, or b) stable atmospheric conditions exist at or below nozzle height. Do not make applications into areas of temperature inversions or stable atmospheric conditions.

Apply as a medium or coarser spray (ASABE standard 572), and the minimum volume mean diameter (VMD) for spinning atomizer nozzles.

**GROUND APPLICATION**

Apply using a nozzle height of no more than 4 feet above the ground or crop canopy.

Do not apply at wind speeds greater than 15 mph at the application site.

Apply as a medium or coarser spray (ASABE standard 572), and the minimum volume mean diameter (VMD) for spinning atomizer nozzles.

For airblast applications turn off outward pointing nozzles at row ends and when spraying outer row. To minimize spray loss over the top in orchard applications, spray must be directed into the canopy.

*SPRAY DRIFT MANAGEMENT (continued)*

**AERIAL APPLICATION**

For aerial applications of agricultural products, do not release spray at a height greater than 10 feet above the ground, top of crops, or above the orchard canopy.

The boom length must not exceed 75% of the wingspan or 90% of the rotor blade diameter.

When applications are made with a cross-wind, the swath will be displaced downwind. The applicator must compensate for this displacement at the downwind edge of the application area by adjusting the path of the aircraft upwind. Leave at least one swath unsprayed at the downwind edge of the treated field.

Do not apply at wind speeds greater than 15 mph at the application site.

Apply as a medium or coarser spray (ASABE standard 572), and the minimum volume mean diameter (VMD) for spinning atomizer nozzles.

**USE RATES**

**SPRING OR SUMMER SPRAY**

**CITRUS:** For control of Florida red scale, California red scale, chaff scale and purple scale, white flies (intermediate forms), Texas citrus mite and citrus red mite -- Apply 5 to 8 gallons of Citri-Oil per acre. Do not apply within 30 days before or after application of sulfur. Do not apply to trees that are under moisture stress. Do not apply during periods of excessive high temperatures (above 90° F) or periods of low relative humidity (20%).

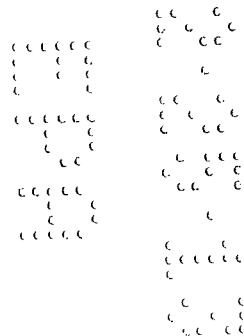
Do not apply more than 8 gallons of this product per acre.

**DORMANT SPRAY**

**PEACHES & PLUMS:** For control of San Jose scale and white peach scale -- Apply 3 to 4 gallons of Citri-Oil per 100 gallons of water. Apply during dormancy when temperature is between 50-70°F. In the case of very severe scale infestation, two applications may be needed. Make the first application soon after dormancy begins. Wait at least six weeks and check for live scale; if present, make a second application. Improved efficacy will be obtained if temperature is above 60°F and the sun is shining at the time of application, but buds are not yet burst to any extent.

**PECANS:** For control of obscure scale -- Apply 3 to 3-1/2 gallons of Citri-Oil per 100 gallons of water.

Application should be made during free dormancy and when temperature is between 50-70°F.



**STORAGE AND DISPOSAL**

Do not contaminate water, food, or feed by storage or disposal.  
**Pesticide Storage:** Store in original container only and keep sealed. Store in closed storage areas. Use caution when moving, opening, closing or pouring.

**Pesticide Disposal:** Wastes resulting from the use of this product must be disposed of on site or at an approved waste disposal facility.

**Container Disposal:**

**Refillable Container (110 gallons or greater):** Refill this container with pesticides only. Do not reuse this container for any other purpose. Cleaning the container before final disposal is the responsibility of the person disposing of the container. Cleaning the container before refilling is the responsibility of the refiller.

To clean the container before final disposal, empty the remaining contents from this container into the production mix tank. Triple rinse the interior of the container with water by using a suitable hose and nozzle attachment or pressure rinser. Collect and store the rinsate for proper disposal. Then, offer the container for recycling or reconditioning, or puncture and dispose of in a sanitary landfill.

**30 gallon Nonrefillable container:** Do not reuse or refill this container. Triple rinse container (or equivalent) promptly after emptying. Triple rinse as follows: Empty the remaining contents into application equipment or a mix tank. Fill the container 1/4 full with water. Replace and tighten closures. Tip container on its side and roll it back and forth, ensuring at least one complete revolution, for 30 seconds. Stand the container on its end and tip it back and forth several times. Turn the container over on its other end and tip it back and forth several times. Empty the rinsate into application equipment or a mix tank or store rinsate for later use or disposal. Repeat this procedure two more times. Once cleaned, some agricultural plastic pesticide containers can be taken to a container collection site or picked up for recycling. To find the nearest site, contact your chemical dealer or manufacturer, or contact Ag Container Recycling Council (ACRC) at 877-952-2272 or rperkins@acrecycle.org. If container is not to be recycled, offer it for reconditioning or puncture and dispose of it in a sanitary landfill; or by incineration; or, if allowed by State and local authorities, by burning. If burned, stay out of smoke.

**5 gallon Nonrefillable container:** Do not reuse or refill this container. Triple rinse container (or equivalent) promptly after emptying. Triple rinse as follows: Empty the remaining contents into application equipment or a mix tank and drain for 10 seconds after the flow begins to drip. Fill the container 1/4 full with water and recap. Shake for 10 seconds. Pour rinsate into application equipment or a mix tank or store rinsate for later use or disposal. Drain for 10 seconds after the flow begins to drip. Repeat this procedure two more times. Once cleaned, some agricultural plastic pesticide containers can be taken to a container collection site or picked up for recycling. To find the nearest site, contact your chemical dealer or manufacturer, or contact Ag Container Recycling Council (ACRC) at 877-952-2272 or rperkins@acrecycle.org. If container is not to be recycled, offer it for reconditioning or puncture and dispose of it in a sanitary landfill; or by incineration; or, if allowed by State and local authorities, by burning. If burned, stay out of smoke.

Conditions of Sale and Limitation of Warranty and Liability:

NOTICE: Read the entire Directions for Use and Conditions of Sale and Limitation of Warranty and Liability before buying or using the product. If the terms are not acceptable, return the product at once, unopened, and the purchase price will be refunded.

**ALL STATEMENTS MADE HEREIN ARE SUBJECT TO APPLICABLE LAW, AND TO THE EXTENT THERE IS ANY INCONSISTENCY OR CONTENTION, APPLICABLE LAW SHALL GOVERN.**

The Directions for Use of the product must be followed carefully. It is impossible to eliminate all risks inherently associated with the use of this product. Crop injury, ineffectiveness, or other unintended consequences may result because of many different factors including, without limitation, manner of use or application, weather, combination with other products, or crop conditions. All such risks shall be assumed by Buyer and User, and Buyer and User agree to hold Manufacturer and Seller harmless from any claims relating to such factors.

**Seller warrants that this product conforms to the chemical description on the label. EXCEPT FOR THIS WARRANTY, THE PRODUCT IS FURNISHED "AS-IS", AND NEITHER SELLER NOR MANUFACTURER MAKES ANY OTHER WARRANTIES, EXPRESS OR IMPLIED, WITH RESPECT TO THE SELECTION, PURCHASE OR USE OF THIS PRODUCT; SELLER AND MANUFACTURER SPECIFICALLY DISCLAIM ANY WARRANTY OF MERCHANTABILITY OR FITNESS FOR A PARTICULAR PURPOSE BEYOND WHAT IS STATED ON THE LABEL. Buyer and User accept all risks arising from any use of this product, including without limitation, uses contrary to label instructions, or under conditions not reasonably foreseeable to (or beyond the control of) Seller or Manufacturer.**

Neither Manufacturer nor Seller shall be liable for any incidental, consequential or special damages resulting from the use or handling of this product. THE EXCLUSIVE REMEDY OF THE BUYER OR USER, AND THE EXCLUSIVE LIABILITY OF MANUFACTURER AND SELLER, FOR ANY AND ALL CLAIMS, LOSSES, INJURIES OR DAMAGES (INCLUDING CLAIMS BASED ON BREACH OF WARRANTY, CONTRACT, NEGLIGENCE, TORT, STRICT LIABILITY OR OTHERWISE) RESULTING FROM THE USE OR HANDLING OF THIS PRODUCT, SHALL BE THE RETURN OF THE PURCHASE PRICE OF THIS PRODUCT, OR, AT THE ELECTION OF MANUFACTURER OR SELLER, THE REPLACEMENT OF THE PRODUCT.

These Conditions of Sale and Limitation of Warranty and Liability shall be interpreted, unless otherwise required by the law of the state of purchase, in accordance with the laws of the State of California, excluding its conflicts of laws rules, and may not be amended by any oral or written agreement.

WILBUR-ELLIS® Logo is a registered trademark of WILBUR-ELLIS Company.

F-011113

**In Case of Emergency,  
Call CHEMTREC: (800) 424-9300**

Net Contents:

Distributed By:  
**WILBUR-ELLIS COMPANY**  
P.O. BOX 16458  
FRESNO CA 93755  
(559) 442-1220

Batch Code