

METHYL PARATHION

1. NAME:

2. TRADE NAME: 4
3. FORM: 4
4. GRADE: 4
5. WEIGHT: 4


6. MANUFACTURER:

7. USE:

8. PRECAUTIONS:


9. DIRECTIONS:
10. FIRST AID:
11. STORAGE:
12. DISPOSAL:
13. TRANSPORT:
14. LABELING:
15. OTHER:

16. NOTES:



METHYL PARATHION

1. NAME:
2. TRADE NAME:
3. FORM:
4. GRADE:
5. WEIGHT:
6. MANUFACTURER:
7. USE:
8. PRECAUTIONS:
9. DIRECTIONS:
10. FIRST AID:
11. STORAGE:
12. DISPOSAL:
13. TRANSPORT:
14. LABELING:
15. OTHER:



RED-PH METHYL PARATHION 4.56AY

WARNING AND FIRST AID TREATMENT

SEE LABEL FOR THE EMERGENCY ANTIDOTE FOR METHYL PARATHION POISONING. Consult your physician about obtaining an adequate supply of 1/100 grain atropine tablets for emergency use.

INTERNAL: If the material has been swallowed, induce vomiting immediately. This may be done by introducing a finger into the throat or by giving warm salt water (1 tablespoon of salt to a glass of water). Never Give Anything By Mouth to An Unconscious Person. Have victim lie down and keep quiet.

EXTERNAL: If the material has been spilled on the skin, immediately remove patient from the vicinity of the Methyl Parathion, remove all contaminated clothing, and wash skin with soap and running water. If the material gets into the eyes, wash immediately with running water for at least ten minutes.

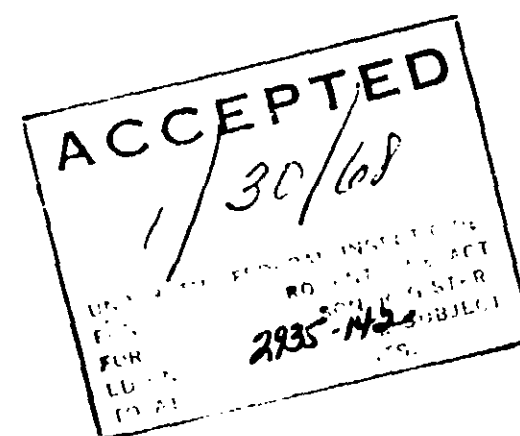
CALL A PHYSICIAN IMMEDIATELY IN ALL CASES OF SUSPECTED POISONING

PRECAUTIONS IN USING: Do not apply or allow to drift to areas occupied by unprotected humans or beneficial animals. Vacated areas should not be re-entered until drifting insecticide and volatile residues have dissipated. Keep out of the reach of children and domestic animals. Do not contaminate food or feed products. Keep away from heat and open flame. To prevent reuse, empty containers to be decontaminated and destroyed. Decontaminate by washing thoroughly with a strong solution of alkali and detergent and rinse with water.

Rinse equipment and containers and dispose of wastes by burying in non-crop lands away from water supplies. Containers should be disposed by punching holes in them and burying with wastes.

DO NOT USE THIS PRODUCT FOR ANY PURPOSE OTHER THAN THAT RECOMMENDED ON THIS LABEL.

DO NOT ALLOW THIS PRODUCT TO DRIFT FROM AREA BEING TREATED.



RED-TOP METHYL PARATHION 4 SPRAY

ANTIDOTE AND FIRST AID TREATMENT

ATROPINE IS THE EMERGENCY ANTIDOTE FOR METHYL PARATHION POISONING. Consult your physician about obtaining an adequate supply of 1/100 grain atropine tablets for emergency use.

INTERNAL: If the material has been swallowed, induce vomiting immediately. This may be done by introducing a finger into the throat or by giving warm salt water (1 tablespoon of salt to a glass of water) Never Give Anything By Mouth To An Unconscious Person. Have victim lie down and keep quiet.

EXTERNAL: If the material has been spilled on the skin, immediately remove patient from the vicinity of the Methyl Parathion, remove all contaminated clothing, and wash skin with soap and running water. If the material gets into the eyes, wash immediately with running water for at least ten minutes.

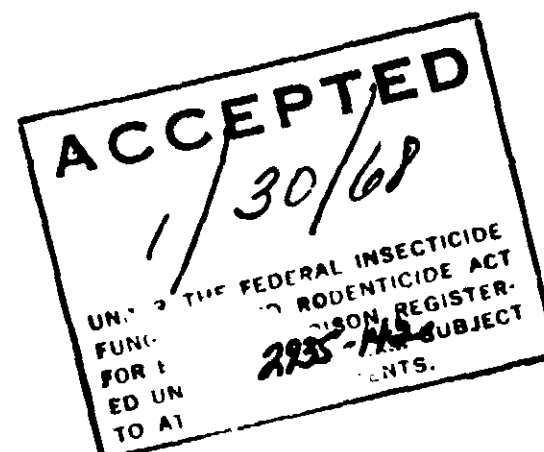
CALL A PHYSICIAN IMMEDIATELY IN ALL CASES OF SUSPECTED POISONING

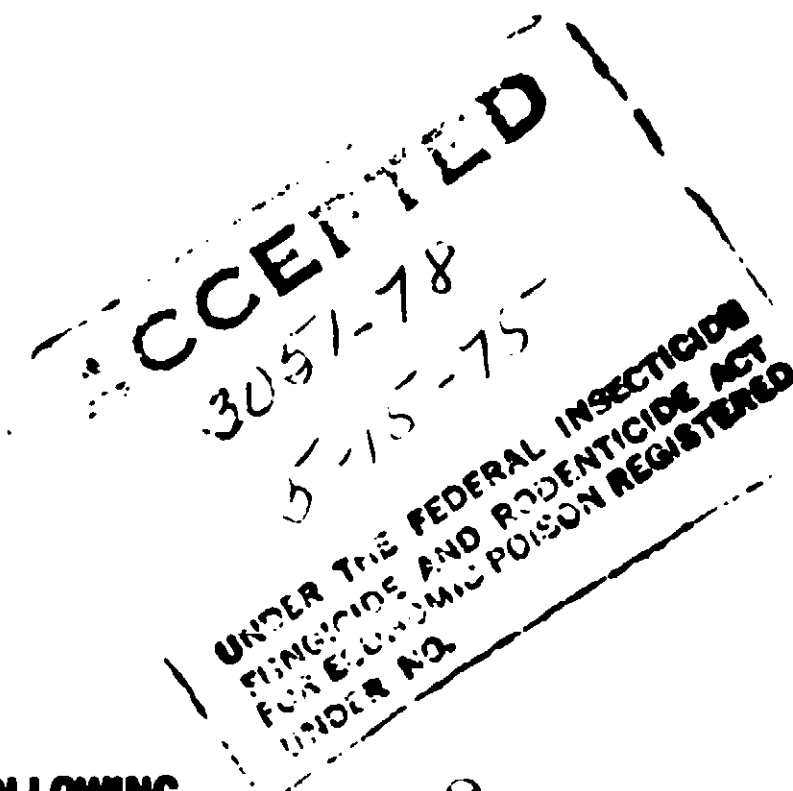
PRECAUTIONS IN USING: Do not apply or allow to drift to areas occupied by unprotected humans or beneficial animals. Vacated areas should not be re-entered until drifting insecticide and volatile residues have dissipated. Keep out of the reach of children and domestic animals. Do not contaminate food or feed products. Keep away from heat and open flame. To prevent reuse, empty containers to be decontaminated and destroyed. Decontaminate by washing thoroughly with a strong solution of alkali and detergent and rinse with water.

Rinse equipment and containers and dispose of wastes by burying in non-crop lands away from water supplies. Containers should be disposed by punching holes in them and burying with wastes.

DO NOT USE THIS PRODUCT FOR ANY PURPOSE OTHER THAN THAT RECOMMENDED ON THIS LABEL.

DO NOT ALLOW THIS PRODUCT TO DRIFT FROM AREA BEING TREATED.





USE ONLY WHEN WEARING THE FOLLOWING PROTECTIVE EQUIPMENT AND CLOTHING

(1) Wear water-proof pants, coat, hat, rubber boots or rubber overshoes. (2) Wear safety goggles. (3) Wear mask or respirator approved by the U.S. Bureau of Mines for parathion protection. (4) Wear heavy duty, natural rubber gloves.

WORK SAFETY RULES

Keep all unprotected persons and children away from treated area or where there is danger of drift.

Do not rub eyes or mouth with hands. If you feel sick in any way, STOP work and get help right away. Call a doctor (physician), clinic or hospital—immediately. Explain that the victim has been exposed to parathion and describe his condition. After first aid is given (see First Aid Treatment Section) and if a doctor cannot come, take victim to clinic or hospital.

IMPORTANT! Before removing gloves, wash them with soap and water. Always wash hands, face and arms with soap and water before smoking, eating or drinking.

AFTER WORK, take off all work clothes and shoes. Shower, using soap and water. Wear only clean clothes when leaving job. Do not wear contaminated clothing. Wash protective clothing and protective equipment with soap and water after each use. Respirator should be cleaned and filter replaced according to instructions included with respirator.

☠ POISON SIGNS (Symptoms)

Parathion is a very dangerous poison. It rapidly enters the body on contact with all skin surfaces and eyes. Clothing wet with this material must be removed immediately. Exposed persons must receive prompt medical treatment or they may die.

Some of the signs and symptoms of poisoning are: Headache, nausea, vomiting, cramps, weakness, blurred vision, pin-point pupils, tightness in chest, labored breathing, nervousness, sweating, watering of eyes, drooling or frothing of mouth and nose, muscle spasms and coma.

+ FIRST AID TREATMENT +

Call a doctor (physician), clinic or hospital immediately. Explain that the victim has been exposed to parathion and describe his condition.

If **breathing has stopped**, start artificial respiration immediately and maintain until doctor sees victim. If **swallowed** and victim is awake (conscious) make him vomit quickly. Induce vomiting by sticking finger down throat or by giving soapy or strong salty water to drink. Repeat until vomit is clear. Never give anything by mouth to an unconscious person. Have victim lie down and keep quiet. See doctor immediately.

In **case of contact**, immediately flush eyes or skin with plenty of water for at least 15 minutes while removing contaminated clothing and shoes. See doctor immediately.

NOTE TO PHYSICIAN

Antidote—administer atropine sulfate in large doses, TWO to FOUR mg. intravenously or intramuscularly as soon as cyanosis is overcome. Repeat at 5 to 10 minute intervals until signs of atropinization appear. 2-PAM chloride is also antidotal and may be administered in conjunction with atropine. **DO NOT GIVE MORPHINE OR TRANQUILIZERS.** Parathion is a strong cholinesterase inhibitor affecting the central and peripheral nervous systems and producing cardiac and respiratory depression. At first sign of pulmonary edema, the patient should be given supplemental oxygen and treated symptomatically. Continued absorption of the poison may occur and fatal relapses have been reported after initial improvement: **VERY CLOSE SUPERVISION OF THE PATIENT IS INDICATED FOR AT LEAST 48 HOURS.**

POST TREATED AREA

Consult your State Agricultural Extension Service or Experiment Station regarding posting treated areas.

CAUTION

Do not reuse empty container. Destroy by burying with waste or by burning. Stay away from smoke or fumes.

DIRECTIONS FOR USE

LETTUCE-CABBAGE: For control of cabbage looper, use 25 pounds per acre. Apply dust so that all foliage is thoroughly covered. Do not apply to head lettuce within 7 days of harvest. Do not apply to cabbage within 10 days of harvest.

NOTICE TO BUYER

Seller warrants that this product conforms to the chemical description on the label thereof and is reasonably fit for purposes stated on such label only when used in accordance with directions under normal use conditions. This warranty does not extend to use of this product contrary to label use directions or under abnormal use conditions, or under conditions not reasonable foreseeable to seller; buyer assumes all risk of any such use. Seller makes no other warranties, express or implied.

CAUTION

This product is highly toxic to bees exposed to direct treatment or residues on crops. Protective information may be obtained from your Cooperative Agricultural Extension Service.