

2749-516

10/19/2012

1/12



UNITED STATES ENVIRONMENTAL PROTECTION AGENCY
WASHINGTON, D.C. 20460

OFFICE OF CHEMICAL SAFETY
AND POLLUTION PREVENTION

OCT 19 2012

Fred Trudwig, Jr.
Aceto Agricultural Chemicals Corporation
4 Tri Harbor Court
Port Washington, NY 11050

Subject: Notification per PR Notice 98-10 – Add Alternate Brand Name
2,4 DB 200 Herbicide
EPA Reg. No. 2749-516
Application Dated – September 24, 2012

Proposed Alternate Name: 2,4 DB 200 Herbicide

Dear Mr. Trudwig:

The Agency is in receipt of your Application for Pesticide Notification under Pesticide Registration Notice (PRN) 98-10 for the subject product.

The Registration Division (RD) has conducted a review of this request for its applicability under PRN 98-10 and finds that the action requested falls within the scope of PRN 98-10. The label submitted with the application has been date-stamped "Notification" and will be placed in our records. This notification acknowledgement will be uploaded onto PPLS without a label.

If you have any questions regarding this letter, please contact Maggie Rudick at (703) 347-0257 or rudick.maggie@epa.gov.

Sincerely,

A handwritten signature in black ink, appearing to read "Maggie Rudick".

Maggie Rudick
Herbicide Branch
Registration Division (7505P)
Office of Pesticides Program



United States
Environmental Protection Agency
Washington, DC 20460

<input type="checkbox"/>	Registration
<input type="checkbox"/>	Amendment
<input checked="" type="checkbox"/>	Other

OPP Identifier Number

Application for Pesticide - Section I

1. Company/Product Number 2749-516	2. EPA Product Manager Kathryn Montague	3. Proposed Classification <input type="checkbox"/> None <input type="checkbox"/> Restricted
4. Company/Product (Name) 2,4-DB 200 Herbicide	PM# 23	
5. Name and Address of Applicant (Include ZIP Code) Aceto Agricultural Chemicals Corporation 4 Tri Harbor Court Port Washington, NY 11050 <input type="checkbox"/> Check if this is a new address	6. Expedited Review: In accordance with FIFRA Section 3(c)(3) (b)(i), my product is similar or identical in composition and labeling to: EPA Reg. No. _____ Product Name _____	

Section - II

<input type="checkbox"/> Amendment - Explain below.	<input checked="" type="checkbox"/> Final printed labels in response to Agency letter dated _____
<input type="checkbox"/> Resubmission in response to Agency letter dated _____	<input type="checkbox"/> "Me Too" Application.
<input checked="" type="checkbox"/> Notification - Explain below.	<input type="checkbox"/> Other - Explain below.

NOTIFICATION
OCT 19 2012

Explanation: Use additional page(s) if necessary. (For section I and Section II.)
Notification of Alternate Brand Name: 2,4-DB 200 Herbicide
"Notification of Alternate Brand Name per PR Notice 98-10".
"This notification is consistent with the provisions of PR Notice 98-10 and EPA Regulations at 40CFR152.46, and no other changes have been made to the labeling or the confidential statement of formula of this product. I understand that it is a violation of 18U.S.C. Sec. 1001 to willfully make any false statement to EPA. I further understand that if this notification is not consistent with the terms of PR Notice 98-10 and 40CFR152.46, this product may be in violation of FIFRA and I may be subject to enforcement action and penalties under sections 12 and 14 of FIFRA"

Section - III

1. Material This Product Will Be Packaged In:				2. Type of Container	
Child-Resistant Packaging <input type="checkbox"/> Yes <input checked="" type="checkbox"/> No	Unit Packaging <input type="checkbox"/> Yes <input checked="" type="checkbox"/> No	Water Soluble Packaging <input type="checkbox"/> Yes <input checked="" type="checkbox"/> No		<input type="checkbox"/> Metal	<input checked="" type="checkbox"/> Plastic
* Certification must be submitted		If "Yes" Unit Packaging wgt. No. per container	If "Yes" Package wgt No. per container	<input type="checkbox"/> Glass	<input type="checkbox"/> Paper
				<input type="checkbox"/> Other (Specify) _____	
3. Location of Net Contents Information <input checked="" type="checkbox"/> Label <input type="checkbox"/> Container		4. Size(s) Retail Container 2.5 gal, 5 gal, 30 gal, 55 gal or bulk		5. Location of Label Directions <input checked="" type="checkbox"/> Product label attached to container	
6. Manner in Which Label is Affixed to Product Glued		<input checked="" type="checkbox"/> Lithograph <input type="checkbox"/> Paper glued <input type="checkbox"/> Stenciled		<input type="checkbox"/> Other _____	

Section - IV

1. Contact Point (Complete items directly below for identification of individual to be contacted, if necessary, to process this application.)		
Name Fred Trudwig, Jr.	Title Reg. Affairs Manager, Crop Protection	Telephone No. (Include Area Code) 516-478-9569
Certification I certify that the statements I have made on this form and all attachments thereto are true, accurate and complete. I acknowledge that any knowingly false or misleading statement may be punishable by fine or imprisonment both under applicable law.		6. Date Application Received (Stamped)
2. Signature 	3. Title Reg. Affairs Manager, Crop Protection	
4. Typed Name Fred Trudwig, Jr.	5. Date 9/24/12	



**ACETO AGRICULTURAL
CHEMICALS CORPORATION**

4 Tri Harbor Court
Port Washington, NY 11050-4661
Tel: (516) 627 6000
Fax: (516) 627 6093
www.aceto.com

September 24, 2012

Document Processing Desk (NOTIF)
Office of Pesticide Programs (7504P)
U.S. Environmental Protection Agency
Room S-4900, One Potomac Yard
2777 South Crystal Drive
Arlington, VA 22202-4501
703-305-1243

Re: Aceto Agricultural Chemicals Corporation
2,4-DB 200 Weed Killer
EPA Reg No 2749-516
Notification of Alternate Brand Name

Dear Sir/Madam;

Additional Brand Name: 2,4-DB 200 Herbicide

Enclosed with this submission are the following documents:

1. EPA Application form 8570-1 notification of Alternate Brand Name of "2,4-DB 200 Herbicide"
2. Two (2) copies of the of subject final print label

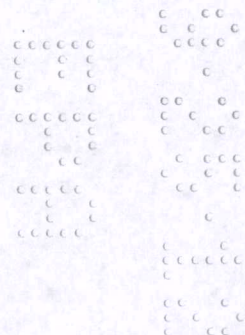
Please note that the Certification of Compliance with PR Notice 98-10 is listed in the Explanation part of Section II of form 8570-1.

If you have any questions, please contact me.

Sincerely,

Fred Trudwig, Jr.
Regulatory Affairs Manager, Crop Protection

Enclosures:



f/12

2,4-DB 200

Weed Killer

GROUP	4	HERBICIDE
-------	---	-----------

FOR THE CONTROL OF SEEDLING BROADLEAF WEEDS IN PEANUTS, SOYBEANS, AND SEEDLING STANDS OF ALFALFA, AND FOR USE ON ESTABLISHED STANDS OF ALFALFA.

ACTIVE INGREDIENT:

Dimethylamine salt of 4-(2,4-dichlorophenoxy) butyric acid* 26.20%

OTHER INGREDIENTS: 73.80%

TOTAL: 100.00%

*Equivalent to 22.2% by weight or 2 lbs. per gallon of 4-(2,4-dichlorophenoxy) butyric acid

KEEP OUT OF REACH OF CHILDREN
DANGER – PELIGRO

Si usted no entiende la etiqueta, busque a alguien para que se la explique a usted en detalle.
 (If you do not understand the label, find someone to explain it to you in detail.)

SEE INSIDE BOOKLET FOR FIRST AID AND ADDITIONAL PRECAUTIONARY STATEMENTS


For spill, leak, fire, exposure or accident call CHEMTREC® 1-800-424-9300. Outside the USA 1-703-527-3887

EPA REG. NO. 2749-516

EPA EST. NO. _____

NET CONTENTS: GALS.

Manufactured For:
 Aceto Agricultural Chemicals Corporation
 4 Tri Harbor Court
 Port Washington, NY 11050
 Phone: 516-627-6000



5/12

**PRECAUTIONARY STATEMENT
HAZARDS TO HUMANS AND DOMESTIC ANIMALS
DANGER - PELIGRO**

Corrosive. Causes irreversible eye damage. May be fatal if swallowed. Harmful if absorbed through skin. Do not get in eyes or on clothing. Avoid contact with skin. Prolonged or frequently repeated skin contact may cause allergic reactions in some individuals.

PERSONAL PROTECTIVE EQUIPMENT (PPE):

Some materials that are chemical-resistant to this product are made of any waterproof material. If you want more options, follow the instructions for category A on the EPA chemical-resistance category selection chart.

All mixers, loaders, applicators and other handlers must wear:

- long-sleeved shirt and long pants
- shoes and socks
- chemical-resistant gloves (except for pilots)
- chemical-resistant apron when mixing/loading, cleaning up spills, cleaning equipment, or otherwise exposed to concentrate, and
- Goggles or face shield.

See Engineering Controls for additional requirements.

Follow manufacturer's instructions for cleaning/maintaining PPE. If no such instructions for washables exist, use detergent and hot water. Keep and wash PPE separately from other laundry.

Engineering Control Statement:

Pilots must use an enclosed cockpit that meets the requirements listed in the WPS for Agricultural Pesticides [40 CFR 170.240(d)(6)]. Pilots must wear the PPE required on this labeling for applicators.

USER SAFETY RECOMMENDATIONS	
Users should:	<ul style="list-style-type: none"> • Wash hands before eating, drinking, chewing gum, using tobacco, or using the toilet. • Remove clothing/PPE immediately if pesticide gets inside. Then wash thoroughly and put on clean clothing. • Remove PPE immediately after handling this product. Wash the outside of gloves before removing. As soon as possible, wash thoroughly and change into clean clothing.

FIRST AID	
IF IN EYES	<ul style="list-style-type: none"> • Hold eye open and rinse slowly and gently with water for 15 to 20 minutes. • Remove contact lenses, if present, after the first 5 minutes, then continue rinsing eye. • Call a poison control center or doctor for treatment advice.
IF SWALLOWED	<ul style="list-style-type: none"> • Call a poison control center or doctor immediately for treatment advice. • Have person sip a glass of water if able to swallow. • Do not induce vomiting unless told to do so by the poison control center or doctor. • Do not give anything by mouth to an unconscious person.
IF ON SKIN OR CLOTHING	<ul style="list-style-type: none"> • Take off contaminated clothing. • Rinse skin immediately with plenty of water for 15 to 20 minutes. • Call a poison control center or doctor for treatment advice.
HOT LINE NUMBER	
Have the product container or label with you when calling a poison control center or doctor, or going for treatment. You may also contact CHEMTREC® 1-800-424-9300, outside the USA 1-703-527-3887 for emergency medical treatment information.	
NOTE TO PHYSICIANS	
For eye irritation, examination by an ophthalmologist may be indicated. If swallowed, probable mucosal damage may contradict the use of gastric lavage. Product contains a phenoxy herbicide chemical. There is no specific antidote.	

ENVIRONMENTAL HAZARDS

This chemical is toxic to fish. Do not apply directly to water, to areas where surface water is present or to intertidal areas below the mean high water mark. Drift and runoff from treated areas may be hazardous to aquatic organisms in neighboring areas. Do not contaminate water when disposing of equipment washwaters. Do not contaminate water intended for irrigation or domestic purposes. Do not apply when weather conditions favor drift from target area.

Groundwater Contamination: Most cases of groundwater contamination involving phenoxy herbicides such as 2,4-DB have been associated with mixing/loading and disposal sites. Caution should be exercised when handling 2,4-DB pesticides at such sites to prevent contamination of groundwater supplies. Use of closed systems for mixing or transferring this pesticide will reduce the probability of spills. Placement of the mixing/loading equipment on an impervious pad to contain spill will help prevent groundwater contamination.

This chemical has properties and characteristics associated with chemicals detected in groundwater. The use of this chemical in areas where soils are permeable, particularly where the water table is shallow, may result in groundwater contamination. Application around a cistern or well may result in contamination of drinking water or groundwater.

6/12

DIRECTIONS FOR USE

It is a violation of Federal law to use this product in a manner inconsistent with its labeling.

Do not apply this product in a way that will contact workers or other persons, either directly or through drift. Only protected handlers may be in the area during application. For any requirements specific to your State or Tribe, consult the agency responsible for pesticide regulation.

AGRICULTURAL USE REQUIREMENTS

Use this product only in accordance with its labeling and with the Worker Protection Standard, 40 CFR part 170. This Standard contains requirements for the protection of agricultural workers on farms, forests, nurseries, and greenhouses, and handlers of agricultural pesticides. It contains requirements for training, decontamination, notification, and emergency assistance. It also contains specific instructions and exceptions pertaining to the statements on this label about personal protective equipment (PPE) and restricted-entry interval. The requirements in this box only apply to uses of this product that are covered by the Worker Protection Standard.

Do not enter or allow worker entry into treated areas during the restricted entry interval (REI) of 48 hours.

PPE required for early entry to treated areas that is permitted under the Worker Protection Standard and that involves contact with anything that has been treated, such as plants, soil, or water, is: coveralls, chemical-resistant gloves made of waterproof materials, shoes plus socks and protective eyewear.

PRODUCT INFORMATION

Resistance Management Guidance: 2,4-DB 200 is a Group 4 herbicide. Any weed population may contain or develop plants naturally resistant to 2,4-DB 200 and other Group 4 herbicides. Weed species with acquired resistance to Group 4 may eventually dominate the weed population if Group 4 herbicides are used repeatedly in the same field or in successive years as the primary method of control for targeted species. This may result in partial or total loss of control of those species by 2,4-DB 200 or other Group 4 herbicides.

To delay herbicide resistance consider:

- Avoid the consecutive use of 2,4-DB 200 or other target site of action Group 4 herbicides that have a similar target site of action, on the same weed species.
- Use tank-mixtures or premixes with herbicides from different target site of action Groups as long as the involved products are all registered for the same use, have different site of action, and are both effective at the tank mix or prepack rate on the weed(s) of concern.
- Basing herbicide use on a comprehensive IPM program.
- Monitoring treated weed populations for loss of field efficacy.
- Contacting your local extension specialist, certified crop advisors, and/or manufacturer for herbicide resistance management and/or integrated weed management recommendations for specific crops and resistant weed biotypes.

Apply this product only as specified on this label.

NOTE: Avoid spray drift to susceptible plants and crops: cotton, tobacco, tomatoes, ornamentals, etc. Coarse sprays are less likely to drift.

Spray equipment previously used to apply another phenoxy must be thoroughly cleaned with alkali and water prior to use with 2,4-DB 200. Similarly, after using 2,4-DB 200, wash sprayer thoroughly before using again to spray susceptible crops. Observe all caution and limitations on labeling of all products used in mixtures.

Use agitation to keep solution well mixed, especially if it has been allowed to stand unagitated. Calibrate sprayer accurately.

Do not apply when crop is stressed from lack of moisture.
Do not apply this product through any type of irrigation system.
Do not use in or near greenhouses.

SPRAY DRIFT MANAGEMENT

Avoiding spray drift at the application site is the responsibility of the applicator. The interaction of many equipment-and-weather-related factors determines the potential for spray drift. The applicator and the grower are responsible for considering all these factors when making decisions.

Apply only as a medium or coarser spray (ASAE standard 572) or a volume mean diameter of 300 microns or greater for spinning atomizer nozzles.

Apply only when the wind speed is 2 to 10 mph at the application site.

Additional requirements for aerial applications:

The boom length must not exceed 75% of the wingspan or 90% of the rotor blade diameter.

Release spray at the lowest height consistent with efficacy and flight safety. Do not release spray at a height greater than 10 feet above the crop canopy.

When applications are made with a crosswind, the swath will be displaced downwind. The applicator must compensate for the displacement at the downwind edge of the application area by adjusting the path of the aircraft upwind.

Do not make applications into temperatures inversions.

Additional requirements for ground boom application:

Do not apply with a nozzle height greater than 4 feet above the crop canopy.

TANK MIXES

Unless otherwise prohibited on this label or the label of an intended tank mix product, this product may be applied in combination with any pesticide registered for the same crop, timing, and method of application. Observe the most restrictive label statements of various tank mix products used.

IMPORTANT: PESTICIDE TANK MIXES MAY INCREASE THE RISK OF MIXING INCOMPATIBILITIES, REDUCED EFFECTIVENESS AND/OR CAUSE CROP INJURY OR LOSS. ANY LIABILITY FOR LOSS, INJURY OR DAMAGE RESULTING FROM A TANK MIXTURE NOT SPECIFIED ON THIS LABEL OR IN MANUFACTURER'S SUPPLEMENTAL LABELING DISTRIBUTED FOR THIS PRODUCT IS SPECIFICALLY DISCLAIMED BY MANUFACTURER.

COMPATIBILITY

Before full-scale mixing of this product with other pesticides, fertilizers, secondary plant nutrients, adjuvants, surfactants or oils, you must determine the compatibility of the proposed mixture. Use proportionate quantities of each ingredient and mix in a small container. Always mix one product thoroughly with the diluent before adding another product. If no incompatibility is evident after 30 minutes, the mixture is generally compatible for spraying. To evaluate potential short term effects of applying the mixture, test the tank mix combination on a few plants or a small area before larger-scale treatments. Wait at least 2 to 3 days for problems to become apparent.

IMPORTANT: MIXING WITH OTHER SUBSTANCES MAY INCREASE THE RISK OF MIXING INCOMPATIBILITIES, REDUCED EFFECTIVENESS AND/OR CAUSE CROP INJURY OR LOSS. ANY LIABILITY FOR LOSS, INJURY OR DAMAGE RESULTING FROM A MIXTURE NOT SPECIFIED ON THIS LABEL OR IN MANUFACTURER'S SUPPLEMENTAL LABELING DISTRIBUTED FOR THIS PRODUCT IS SPECIFICALLY DISCLAIMED BY MANUFACTURER.

ALFALFA

Application:

For use in seedling alfalfa, spray when the crop has reached the 1 to 2 trifoliate leaf stage and growing conditions are good. In established alfalfa, certain weeds will emerge in the fall and over winter in a rosette stage. Best control of these weeds will result from application in late Fall or early Winter rather than in the Spring. Do not apply after flowering.

When To Apply:

Weeds must be in the young seedling stage and actively growing to achieve satisfactory results. For best results spray weeds in the 2 to 5 leaf stage of growth.

Amount to Use:

Apply this product as an overall spray by ground sprayer or airplane. Apply at rates listed below according to weed problems. Use the higher rate if weeds are past the seedling stage. Aerial applications should be made in at least 5 gallons of water per acre, while ground sprayer applications should be made in a minimum of 10 gallons of water per acre. Higher spray gallonage per acre will give better coverage and weed control. Spray gallonage should give adequate coverage of the weeds without run-off. The use of a non-ionic or non-ionic/anionic surfactant or crop oil concentrate approved for agricultural uses at their label rates will usually result in better weed control, especially if weeds are beyond the seedling stage.

Broadleaf Weeds	Rate of 2,4-DB 200 Per Acre
Annual Morningglory (<i>Ipomoea</i> spp.) Cocklebur (<i>Xanthium</i> spp.) Common Lambsquarters (<i>Chenopodium album</i>) Jimsonweed (<i>Datura stramonium</i>) Kochia or Mexican Fireweed (<i>Kochia scoparia</i>) Pigweed (<i>Amaranthus</i> spp.) Velvetleaf (<i>Abutilon theophrasti</i>) Wild Turnip (<i>Brassica campestris</i>)	4 Pints C C C C C C C C C C C C C C C
Black Mustard (<i>Brassica nigra</i>) Buckhorn Plantain (<i>Plantago lanceolata</i>) Common Ragweed (<i>Ambrosia artemisifolia</i>) Curly Dock (<i>Rumex crispus</i>) Field Pennycress (Fanweed or Stinkweed) (<i>Thlaspi arvense</i>) Hedge Smartweed (<i>Polygonum scandens</i>) Ladysthumb (<i>Polygonum persicaria</i>)	6 Pints C C C C C C C C C C C C C C C C C C C C C C C C C C C C C C

Prickly Lettuce (<i>Lactuca serriola</i>) Shepherdspurse (<i>Capsella bursa-pastoris</i>) Sweetclover (Volunteer plants) (<i>Melilotus spp.</i>) Wild Beet (<i>Beta maritima</i>) Wild Mustard (<i>Brassica Kaber</i>)	
----------------------------------------------------------------------------------------------------------------------------------------------------------------------------------------------------------------------------------------------	--

Alfalfa Use Restrictions:

Do not graze established alfalfa, nor feed straw or hay from established alfalfa to meat or dairy livestock within 30 days after application. Do not graze or feed seedling alfalfa to meat or dairy livestock within 60 days after application. Irrigation, in particular overhead sprinkler irrigation, should be delayed as long as possible (10 days or more) following application of this product to avoid washing the chemical into the root zone. Do not apply when crop is stressed from lack of moisture.

Apply as a postemergent spray. When properly timed, there is little or no effect on the crop. In established alfalfa there may be some twisting of stems and malformation of leaves. This condition is usually outgrown.

Do not spray when daytime temperatures are expected to exceed 90°F within the next 2 or 3 days. Do not apply if temperatures are likely to fall below 40°F during or shortly after treatment.

Use of surfactant or crop oil concentrate in the desert areas of California and Arizona may cause some crop injury under certain climatic and crop stress conditions. Do not use a surfactant unless possible crop injury is acceptable.

TANK MIXING 2,4-DB 200 WITH OTHER ALFALFA HERBICIDES:

To control weeds not listed on the 2,4-DB 200 label, herbicides such as Pursuit® may be tankmixed with 2,4-DB 200. When tank mixing herbicides, always refer to each label for application directions, precautions, and restrictions. Follow the most restrictive label restrictions and precautions. Do not exceed any label dosage.

PEANUTS

Application:

Apply this product postemergent as an overall spray by ground sprayer or airplane. With ground applications, use a boom sprayer with flat fan-type nozzle. Adjust the height of the boom above the crop so the growing terminals of weeds are sprayed. Use low pressure (about 20 to 40 pounds per square inch). Do not use boom jet nozzles. With airplane applications, this product has been successfully applied using 5 gallons of total solution per acre. The height of the application should insure through coverage of the tops of the weeds. Best control has resulted from airplane application with coarse spray when cocklebur is at least crop high and actively growing. Other weed species should be in the seedling stage and actively growing. Airplane application is not recommended in the vicinity of susceptible crops.

Do not apply if peanuts are suffering from lack of moisture.

Amount To Use:

Apply the rates as indicated in the table below.

Broadleaf Weeds	Rate of 2,4-DB 200 Per Acre
Cocklebur (<i>Xanthium spp.</i>)	0.9 Pint (1gallon per 9 acres)
Annual Morningglory (<i>Ipomoea spp.</i>) Common Lambsquarters (<i>Chenopodium album</i>) Common Ragweed (<i>Ambrosia artemisifolia</i>) Jimsonweed (<i>Datura stramonium</i>) Sicklepod (Coffeeweed) (<i>Cassia obtusifolia</i>) Velvetleaf (<i>Abutilon theophrasti</i>)	1.6 Pints (1 gallon per 5 acres)

Peanut Use Restrictions:

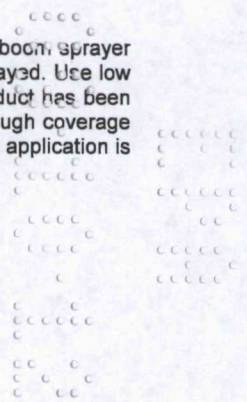
Do not apply more than two (2) applications per season; second application should be made no later than the late bloom stage of peanuts (about 90 to 100 days after planting). Do not feed treated peanut vines or peanut hay to livestock. Do not apply to peanuts within 60 days of harvest.

SOYBEANS

Application:

Apply this product postemergent as an overall spray by ground sprayer or airplane. With ground applications, use a boom sprayer with flat fan-type nozzles. Adjust the height of the boom above the crop so the growing terminals of all weeds are sprayed. Use low pressure (about 20 to 40 pounds per square inch). Do not use boom jet nozzles. With airplane applications, this product has been successfully applied using 5 gallons of total spray solution per acre. The height of the application should insure thorough coverage of the tops of the weeds. Best control has resulted when cocklebur is at least crop high and actively growing. Airplane application is not recommended in the vicinity of susceptible crops. Do not apply if soybeans are suffering from lack of moisture.

Soybean Use Precautions:



9/12

While some temporary twisting of soybean plants may follow an application, this will have little or no permanent effect on the crop. Applications made under adverse growing conditions, such as periods of drought, will result in injury to the beans; under such conditions the crop should not be sprayed.

Soybean Use Restrictions:

- Do not spray this product on soybeans showing a general infestation of *Phytophthora*.
- Do not apply more than the amount specified on this label.
- Do not harvest soybeans within 60 days after application.
- Do not feed/graze soybean forage or harvest hay for 60 days following any 2,4-DB application.
- Do not use on soybeans grown West of the Rocky Mountains.

PREPLANT THROUGH PREMERGENCE OF SOYBEANS:

Apply 0.7 to 0.9 pints of this product for control of emerged cocklebur, annual morningglories and other susceptible broadleaf weeds. Apply when weeds are small and actively growing (See weed list below). Addition of a suitable non-ionic surfactant will aid increasing spray coverage and aid in weed control.

BROADLEAF WEEDS	Maximum Size Controlled (Inches)
Cocklebur (<i>Xanthium spp.</i>)	36
Annual Morningglory (<i>Ipomoea spp.</i>)	36
Common Lambsquarters (<i>Chenopodium album</i>)	1
Common Ragweed (<i>Ambrosia artemisifolia</i>)	1
Jimsonweed (<i>Datura stramonium</i>)	1-1/2
Sicklepod (Coffeeweed) (<i>Cassia obtusifolia</i>)	2
Velvetleaf (<i>Abutilon theophrasti</i>)	1

Topical (Overhead or Over-The-Top) Applications

Where to Apply:

Topical applications of 2,4-DB 200 when applied alone at the full soybean labeled rates (0.7 to 0.9 pints per acre) may only be applied topically to the determinate soybean varieties grown in southern states. Use only directed application for indeterminate varieties (soybean cultivars usually grown in Midwestern states).

Apply from 7 to 10 days before soybeans bloom through mid-bloom. A good indication that the beans are about to bloom is when the soybean plants have turned a dark green color. If application is made 7 to 10 days before bloom, apply one (1) gallon of this product per 11 acres (11.63 fl. oz. per acre); if application is made from early-bloom through mid-bloom, apply 1 gallon of this product per 9 acres (14.22 fl. oz. per acre). Use sufficient water to obtain adequate coverage. The rates are for the control of cocklebur. These rates will also stunt or partially control certain other weeds including annual morningglory, velvetleaf, and jimsonweed. In the Midwest, use only a directed application since topical application may reduce soybean yields.

NOTICE: Application should not be made to sparsely foliated stands stressed because of disease or lack of moisture. It is essential that the canopy above the soybeans be complete. To apply the product otherwise could result in crop damage such as stalk and stem splitting, and reduction in yield.

Directed Applications

For best results apply when weeds do not exceed 3 inches in height. Good coverage of the growing terminals of weeds is essential for effective control. Do not allow spray pattern to contact more than the lower one-third of the soybean plants.

Do not apply more than two (2) applications per season. Precise application is essential to prevent damage to the crop. In order to maintain the correct spraying height, nozzles must be mounted on oiling shoes, skid shoes, or on cultivators with gauge wheels. Do not use booms with drop nozzles.

First Application: Apply as a directed spray when soybeans are 8 to 12 inches tall and weeds have emerged.

Second Application: Apply as a directed spray no later than mid-bloom stage.

Amount to Use: Apply the rates as indicated in the table below.

Broadleaf Weeds	Rate of 2,4-DB 200 Per Acre
Cocklebur (<i>Xanthium spp.</i>)	0.9 Pint (1 gallon per 9 acres)
Annual Morningglory (<i>Ipomoea spp.</i>)	1.6 Pints (1 gallon per 5 acres)
Common Lambsquarters (<i>Chenopodium album</i>)	
Common Ragweed (<i>Ambrosia artemisifolia</i>)	
Jimsonweed (<i>Datura stramonium</i>)	
Sicklepod (Coffeeweed) (<i>Cassia obtusifolia</i>)	
Velvetleaf (<i>Abutilon theophrasti</i>)	

10/12

**Tank Mix Applications of 2,4-DB 200 and Other Soybean Herbicides
Preplant or Before Soybean Emergence**

Application of tank mix combinations of 2,4-DB 200 and other preplant or preemergent soybean herbicides provide increased broad spectrum weed control. Use the table below for the rates of 2,4-DB 200 and other preplant or preemergent soybean herbicide. The addition of 0.25 to 0.50% by volume of a non-ionic surfactant to the tank mix will increase spray coverage and aid in weed control. Always follow all precautions, restrictions, and directions on both labels. The most restrictive should prevail.

Products	Rate per Acre
2,4-DB 200+ Gramoxone® Inteon	0.5 to 0.7 pint + 1.5 to 3.2 pints
2,4-DB 200+ Round Up Ultra®	0.5 to 0.7 pint + 1.0 to 1.5 pints
2,4-DB 200+ Prowl® (preplant only)	0.7 to 0.9 pint + 1.0 to 3.0 pints
2,4-DB 200+ Pursuit®	0.7 to 0.9 pint + 4 ounces
2,4-DB 200+ Scepter®	0.7 to 0.9 pint + 0.66 pint
2,4-DB 200+ Squadron®	0.7 to 0.9 pint + 3 pints

Tank Mix Applications of 2,4-DB 200 and Other Soybean Herbicides

Low rates (spiking) of 2,4-DB 200 may be applied in a tank mixture with one or more of, but not limited to, the following other soybean herbicides to improve weed control and reduce yield loss due to weed competition.

Apply the rate of 2,4-DB 200 listed below with the labeled rate of the other desired soybean herbicide(s). Follow the use instructions, recommendations, and directions of the other soybean herbicide for application of the tank mixture.

Soybean Herbicide	Rate of 2,4-DB 200 per Broadcast Acre (Fluid Ounces)
Basagran®	2
Tackle®	2
Reflex®	2 to 3
Storm®	2
Cobra®	2

Treating soybeans under stress from drought or disease may cause injury and reduce yields.

Directed Band Applications of Mixtures of 2,4-DB 200

Application:

Apply directed spray when beans are at least 8 inches tall and when weeds do not exceed 2 inches in height. Direct spray to cover weed foliage with minimum contact of the soybean plant. Do not spray higher than 3 inches on the soybean stem or crop injury may result. Use an 8002T-Jet (or equivalent) or larger with minimum of 25 gallons per broadcast acre and spray pressure of 20 to 25 psi, to avoid spray drift. For each 25 gallons of spray mixture, a pint of surfactant such as Surfactant WK may be added. Continuous agitation in the spray tank is required to keep the material in suspension. Agitate by mechanical or hydraulic means; if by-pass or return line is used, it should terminate at the bottom of the tank to minimize foaming. Openings in nozzle screen should be equal to or larger than 50 mesh. Apply with sprayer nozzles mounted on skid shoes, oiling shoes, or on cultivators with gauge wheels. Do not mount on booms with drop nozzles or on cultivators without gauge wheels.

Amount to Use:

Apply the rates as indicated in the table below.

Broadleaf Weeds	Rate of 2,4-DB 200 Per Broadcast Acre
Annual Morningglory (<i>Ipomoea spp.</i>) Cocklebur (<i>Xanthium spp.</i>) Common Lambsquarters (<i>Chenopodium album</i>) Common Ragweed (<i>Ambrosia artemisiifolia</i>) Jimsonweed (<i>Datura stramonium</i>) Velvetleaf (<i>Abutilon theophrasti</i>)	0.9 Pint

Use a proportional amount of this product on the band (for example, on a 12 inch band in 36 inch rows use 1/3 pint of 2,4-DB 200 per acre). If a new flush of weeds occurs after initial treatment, make a second application but do not apply within 60 days of harvest or make more than 2 applications per growing season. Do not allow spray or spray drift to contact growing terminals of beans, as excessive crop injury will result. Do not feed soybean forage or hay from fields treated with this mixture to meat or dairy livestock. Harvested soybeans may be used for feed or oil purposes.

NOTE: Do not use on sands, loamy sands, gravelly soils, or on exposed sub-soils. Do not use on soils containing less than 1/2% organic matter as crop injury may result. Observe all cautions and limitations of labeling of all products used in mixture.

STORAGE AND DISPOSAL

11/12

Do not contaminate water, foodstuffs, feed or seed by storage and disposal. Open dumping is prohibited.

PESTICIDE STORAGE: Store at temperatures above 32°F. If product is allowed to freeze, warm to 50°F and agitate thoroughly before using. Store in a secure warehouse or storage building inaccessible to children and domestic animals. Avoid storing near open containers of fertilizer, seed or other pesticides. Keep container sealed when not in use. Store only in original container unless an emergency requires that a different container replace a damaged container. In such case, clearly label contents. Reduce stacking height where local conditions can affect package strength.

PESTICIDE DISPOSAL: Pesticide wastes are acutely hazardous. Improper disposal of excess pesticide, spray mixture, or rinsate is a violation of federal law. If these wastes cannot be disposed of by use according to label instructions, contact your State Pesticide or Environmental Control Agency or the Hazardous Waste representative at the nearest EPA Regional Office for guidance.

CONTAINER HANDLING:

Nonrefillable Containers 5 Gallons or Less: Nonrefillable container. Do not reuse or refill this container. Triple rinse container (or equivalent) promptly after emptying. Triple rinse as follows: Empty the remaining contents into application equipment or a mix tank and drain for 10 seconds after the flow begins to drip. Fill the container 1/4 full with water and recap. Shake for 10 seconds. Pour rinsate into application equipment or a mix tank or store rinsate for later use or disposal. Drain for 10 seconds after the flow begins to drip. Repeat this procedure two more times. Then offer for recycling if available or puncture and dispose of in a sanitary landfill, or by incineration, or by other procedures allowed by state and local authorities.

Nonrefillable containers larger than 5 gallons: Nonrefillable container. Do not reuse or refill this container. Offer for recycling if available. Triple rinse or pressure rinse container (or equivalent) promptly after emptying. **Triple rinse as follows:** Empty the remaining contents into application equipment or a mix tank. Fill the container 1/4 full with water. Replace and tighten closures. Tip container on its side and roll it back and forth, ensuring at least one complete revolution, for 30 seconds. Stand the container on its end and tip it back and forth several times. Turn the container over onto its other end and tip it back and forth several times. Empty the rinsate into application equipment or a mix tank or store rinsate for later use or disposal. Repeat this procedure two more times. **Pressure rinse as follows:** Empty the remaining contents into application equipment or a mix tank and continue to drain for 10 seconds after the flow begins to drip. Hold container upside down over application equipment or mix tank and continue to drain for 10 seconds after the flow begins to drip. Hold container upside down over application equipment or mix tank or collect rinsate for later use or disposal. Insert pressure rinsing nozzle in the side of the container, and rinse at about 40 psi for at least 30 seconds. Drain for 10 seconds after the flow begins to drip. Then offer for recycling if available or puncture and dispose of in a sanitary landfill, or by incineration, or by other procedures allowed by state and local authorities.

Refillable containers larger than 5 gallons: Refillable container. Refill this container with pesticide only. Do not reuse this container for any other purpose. Cleaning the container before final disposal is the responsibility of the person disposing of the container. Cleaning before refilling is the responsibility of the refiller. To clean the container before final disposal, empty the remaining contents from this container into application equipment or a mix tank. Fill the container about 10% full with water and, if possible, spray all sides while adding water. Agitate vigorously or recirculate water with the pump for two minutes. Pour or pump rinsate into application equipment or rinsate collection system. Repeat this rinsing procedure two more times. Then offer for recycling if available or puncture and dispose of in a sanitary landfill, or by incineration, or by other procedures allowed by state and local authorities.

IMPORTANT: READ BEFORE USE

Read the entire Directions for Use, Conditions, Disclaimer of Warranties and Limitations of Liability before using this product. If terms are not acceptable, return the unopened product container at once.

By using this product, user or buyer accepts the following Conditions, Disclaimer of Warranties and Limitations of Liability.

CONDITIONS: The directions for use of this product are believed to be adequate and must be followed carefully. However, it is impossible to eliminate all risks associated with the use of this product. Crop injury, ineffectiveness or other unintended consequences may result because of such factors as weather conditions, presence of other materials, or the manner of use or application, all of which are beyond the control of Aceto Agricultural Chemicals Corporation. To the extent consistent with applicable law, all such risks shall be assumed by the user or buyer.

DISCLAIMER OF WARRANTIES: To the extent consistent with applicable law, ACETO AGRICULTURAL CHEMICALS CORPORATION MAKES NO OTHER WARRANTIES, EXPRESS OR IMPLIED, OF MERCHANTABILITY OR OF FITNESS FOR A PARTICULAR PURPOSE OR OTHERWISE, THAT EXTEND BEYOND THE STATEMENTS MADE ON THIS LABEL. No agent of Aceto Agricultural Chemicals Corporation is authorized to make any warranties beyond those contained herein or to modify the warranties contained herein. To the extent consistent with applicable law, ACETO AGRICULTURAL CHEMICALS CORPORATION DISCLAIMS ANY LIABILITY WHATSOEVER FOR SPECIAL, INCIDENTAL OR CONSEQUENTIAL DAMAGES RESULTING FROM THE USE OR HANDLING OF THIS PRODUCT.

LIMITATIONS OF LIABILITY: To the extent consistent with applicable law, THE EXCLUSIVE REMEDY OF THE USER OR BUYER FOR ANY AND ALL LOSSES, INJURIES OR DAMAGES RESULTING FROM THE USE OR HANDLING OF THIS PRODUCT, WHETHER IN CONTRACT, WARRANTY, TORT, NEGLIGENCE, STRICT LIABILITY OR OTHERWISE, SHALL NOT EXCEED THE PURCHASE PRICE PAID, OR AT ACETO AGRICULTURAL CHEMICALS CORPORATION'S ELECTION, THE REPLACEMENT OF PRODUCT.

(Final Print Label 09072012)

12/12

All trademarks are the property of their respective owners.

