	<p align="center">U.S. ENVIRONMENTAL PROTECTION AGENCY</p> <p align="center">Office of Pesticide Programs Registration Division (7505P) 1200 Pennsylvania Ave., N.W. Washington, D.C. 20460</p>	<p>EPA Registration No. 2724-811</p>	<p>Date of Issuance: MAR - 9 2011</p>
<p align="center">NOTICE OF PESTICIDE:</p> <p align="center"> <input checked="" type="checkbox"/> Registration <input type="checkbox"/> Reregistration </p> <p align="center">(under the Federal Insecticide, Fungicide, and Rodenticide Act, as amended)</p>		<p>Term of Issuance: Conditional Registration Expires March 10, 2013</p> <hr/> <p>Name of Pesticide Product: RF2164 A/T COMBO</p>	
<p>Name and Address of Registrant (include ZIP Code): Wellmark International 1501 E. Woodfield Road Suite 200W Schaumburg, Illinois 60173</p>			
<p>Note: Changes in labeling differing in substance from that accepted in connection with this registration must be submitted to and accepted by the Registration Division prior to use of the label in commerce. In any correspondence on this product always refer to the above EPA registration number.</p>			
<p>On the basis of information furnished by the registrant, the above named pesticide is hereby registered under the Federal Insecticide, Fungicide and Rodenticide Act.</p> <p>Registration is in no way to be construed as an endorsement or recommendation of this product by the Agency. In order to protect health and the environment, the Administrator, on his motion, may at any time suspend or cancel the registration of a pesticide in accordance with the Act. The acceptance of any name in connection with the registration of a product under this Act is not to be construed as giving the registrant a right to exclusive use of the name or to its use if it has been covered by others.</p> <p>This product is conditionally registered in accordance with FIFRA sec. 3(c)(7)(a) provided that:</p> <ol style="list-style-type: none"> 1. This registration is time-limited and expires two years from the date this product is first released for shipment. You must provide the Agency with a projected release for shipment date within 30 days of the date of this Notice of Registration. The Agency will calculate the expiration date based on the projected release for shipment date until an actual release for shipment date is provided in writing. 2. Only one confidential statement of formula (CSF) (basic) will be filed for this product; no alternate formulation or minor formulation statements may be submitted or approved for this product. 3. The basic CSF dated November 19, 2010 is acceptable and becomes the CSF of record. The alternate formulation CSF #1 dated November 19, 2010 <u>is not acceptable</u>. 4. Make the following changes to the label: <ol style="list-style-type: none"> a. Change: "5 size categories provide tighter [smaller] weight ranges to improve [maintain][deliver] efficacy [performance][flea and tick][control][protection] and to help reduce the risk of adverse 			

reactions on [for] your dog.” to “5 size categories provide [smaller] weight ranges to improve [maintain][deliver] efficacy [performance][flea and tick][control][protection] on [for] your dog.”

- b. Remove: “Starts working in 15 minutes [lasts up to 30 days].”
- c. Change:
“[brand name] [applicator] creates a barrier to [help] prevent getting liquid on [your] hands.”
to “[brand name] [applicator]helps to prevent getting liquid on your hands.”
- d. Remove: “Innovative flea and tick application system [applicator]”.
- e. Change: “Kills and repels mosquitoes (the major carrier of canine heartworm disease)” to
“Kills and repels mosquitoes (the major carrier of canine heartworm)”
- f. The claim “New [formula]” and other claims employing the word ‘New’ may appear on
product produced for 6 months from the date of first distribution only.
- g. Revise the EPA Registration Number to read: “EPA Registration No. 2724-811.
- h. Based on comments made in the Companion Animal Safety Data Evaluation Report dated
February 5, 2009:
 - i. Change: ‘USE RESTRICTIONS’ to read: “Apply this product once every 30 days unless a re-
treatment is necessary. Do not make the re-treatment sooner than 8 days after the initial
treatment. Do not retreat more than once per month.”
 - ii. Change the heading: ‘Retreat if Necessary’ to ‘Use Restrictions’ on all labeling.
 - iii. At the bottom of page 4 change” ‘Reapply if Necessary’ to ‘Use Restrictions’
- i. Include American units of volumetric measure on your label. This includes the volume of the
vials, which are currently only expressed in milliliters. Add the equivalent American liquid
measure expressed in ounces (oz).

5. You must submit enhanced incident reports for this product on a quarterly basis beginning April 1, 2011. Please flag any Confidential Business Information as such. Enhanced incident reporting should be submitted to the Product Manager. Quarterly sales information should be submitted to the Registration Division (7505P), Insecticides Branch (ATTN: Richard Gebken).

The following is a list of information needed by EPA to better characterize these incidents:

- EPA Registration Number
- Product name (brand name)
- Lot #
- Where purchased: internet, store, veterinarian
- Active Ingredient(s)
- Weight range for product

- Date on which incident occurred. (mm/dd/yyyy)
- State in which the incident occurred. (standard 2 letter abbreviation)
- Registrant case #

- Species: dog, cat, other (specify)
- Breed: (as reported by pet owner)

Age: months or years
Sex: M, F, or neutered
Weight: pounds

Primary Route of Exposure: dermal, oral, other animal, inhalation, other
Body System: neurological, dermatological, GI, respiratory, ocular, other
Major signs noted with separate column for each sign, using standard terminology
Time to Onset: (hours, days)
Treated by veterinarian: yes or no
First time product used: yes or no
Misuse: use on incorrect species, overdose, too frequent dosing, other (describe)
Any known precondition
EPA Severity Code: death, major, moderate, minor
Outcome: died, recovered, still treated, unknown

6. Along with the enhanced incident reporting, you must submit an analysis of the incidents seen, to include the following details:

- All incidents should be reported including all minor dermal and ocular irritation reports.
- Summary table for dogs showing number of incidents of each severity code for each route of exposure. Each incident should only be reported once. If one incident has several routes of exposure, the order should be ocular > oral > dermal. In other words, an incident with both oral and dermal exposure would be reported as oral exposure, and an incident with both ocular and oral exposure would be reported as ocular exposure.
- A similar summary table for cats (misuse or secondary exposure) showing number of incidents of each severity code for each route of exposure.
- Summary table for dogs and table for cats showing number of incidents that are believed due to secondary exposure (e.g., multi-pet households).
- A summary table for dogs showing number of incidents for each severity code for these age ranges: <3 months, 3-6 months, 6-9 months, 9-12 months, 1 yr, 2 yr, 3 yr, 4 yr, 5 yr, 6 yr, 7 yr, 8 yr, 9 yr, 10 yr, 11 yr, 12 yr, 13 yr, 14 yr, 15 yr, >15 yr.
- A summary table showing the number of dog incidents for each severity code for each pet weight range on the product label.
- A summary table for dog weight showing number of incidents for each product weight range. This table should show number of incidents in dogs weighing less than that product weight range, number of incidents in dogs in lower half of weight range, number of incidents in dogs in upper half of weight range, and dogs weighing more than the product weight range.
- Table showing number of incidents for each dog breed.
- Table showing number of incidents in dogs for each clinical sign.
- Table showing number of incidents in dogs for each organ system.
- Report aggregate incidents, but do not combine moderate and minor incidents.

4/17

7. You must submit and/or cite all data required for registration of your product under FIFRA Section 3(c)(5) when the Agency requires all registrants of similar products to submit such data, and submit acceptable responses required for reregistration of your product under FIFRA section 4.

8. The acute toxicity profile for this product is as follows:

Route of Exposure	Toxicity Category
Acute oral toxicity	IV
Acute dermal toxicity	IV
Acute inhalation toxicity	IV
Primary eye irritation	III
Primary skin irritation	IV
Dermal sensitization	Negative

A stamped copy of the label is included for your file. Two copies of the finished labeling must be submitted prior to releasing the product for shipment. If these conditions are not complied with, the registration will be subject to cancellation in accordance with FIFRA sec. 6(e). Your release for shipment of the product constitutes acceptance of these conditions.

If EPA determines that future mitigation measures are necessary for all pet spot-ons, the Agency will inform registrants. If mitigation measures are necessary, EPA may take regulatory action. If you have any questions concerning this registration, please contact Kevin Sweeney at (703) 305-5063.

Signature of Approving Official:

Richard Gebken, Product Manager (10)
Registration Division, Insecticide Branch

Date:

MAR - 9 2011

5/19

RF2164 A/T COMBO

[Text for "Dog" must be same size as Brand Name]

Front Panel - For Use Only on Toy (6-12 lbs.), Small (13-31 lbs.), Medium (32-55 lbs.), Large (56 -80 lbs.), and Extra Large (81 lbs. and over) Dogs

Front Panel - For Use Only on Dogs 6 months of age or older

[Flea & Tick [& Mosquito][Treatment] [and] Control]

Spot-On Flea & Tick Control for Dogs

General Claims: (Note that claims previously approved for RF2042 CDSO, 2724-796, are in black text) 5 size categories provide tighter [smaller]weight ranges to improve [maintain][deliver] efficacy [performance][flea and tick][control][protection] and to help reduce the risk of adverse reactions on [for] your dog

Effective on indoor and outdoor dogs

([1][3][4][6] monthly treatments) [1][3][4][6] Months Supply [24][48] doses

Spreads naturally with dog's movement (skin and hair oils)

[Formula][Contains lanolin for coat conditioning]

[Water Resistant] [to keep killing fleas and ticks in humid and wet conditions]

[Fast Acting][Long Lasting][Kills Fleas and Ticks by Contact]

[Fresh][Clean][[Scent][Smell]

[Reapply monthly] [Suitable for year-round use][Month] sticker for home calendar

[Satisfaction guaranteed or your money back]

[Patent Pending]

Efficacy Claims:

Each tube [cartridge][vial] [application] [kills fleas & ticks for 3 weeks] and [kills and repels mosquitoes for 3 to 4 weeks]

[Protects for up to [Four/4] Weeks][One month][Four/4 Week [Flea][Tick][Mosquito] Treatment]

[Aids in Control of Ticks for up to 30 days]

[Starts Killing Fleas and Ticks within 15 minutes]

[Starts working in 15 minutes [lasts up to 30 days]

[Kills 85% of ticks within 48 hours][Kills more than 50% of fleas in 2 hours]

[Dual Action kills adult fleas and prevents flea development]

[Kills fleas, ticks, mosquitoes, flea eggs and flea larvae] [Dual protection (against fleas and ticks)]

Kills the Deer Tick, which may transmit Lyme Disease

Kills and Repels mosquitoes (the major carrier of canine heartworm disease)

Monthly application for most effective protection

IGR Claims:

[Contains an Insect Growth Regulator (IGR) to kill flea eggs and prevent flea development for [more than 10 weeks] up to [75 days][2.5 months]]

[Breaks Flea Life Cycle for [more than 10 weeks] up to [75 days][2.5 months]

[Controls flea reinfestation for [more than 10 weeks] up to [75 days][2.5 months]

[With [S-Methoprene] Insect Growth Regulator [IGR] to Break Flea Life Cycle]

**ACCEPTED
with COMMENTS
In EPA Letter Dated**

MAR - 9 2011

Under the Federal Insecticide,
Fungicide, and Rodenticide Act,
as amended, for the pesticide
registered under EPA Reg. No.

2724-811

Applicator Claims

[New] [applicator]
 [New] contemporary design
 [brand name] [Applicator] creates a barrier to [help] prevent getting liquid on [your] hands
 [brand name] [Applicator] tip parts hair to help [liquid][application] get down to [the][your][dog's] skin
 Ergonomically contoured [ergonomic][shape][design] for easy handling [ease of use] [easy use]
 For use with [only][brand name][disposable][liquid dispensing] tubes [vials] [cartridges]
 [brand name] [applicator][has][provides][allows for][delivers] better grip
 [brand name][provides] re-closable [re-sealable] packaging for [easy] storage
 Closing [the][brand name][applicator] door automatically opens the [disposable][liquid dispensing] tube [vial][cartridge]
 Innovative flea and tick application system [applicator]
 [brand name] [Applicator] [will not drip after opening]
 [brand name] [Applicator] Won't drip when set down as you go fetch the [your] dog
 Includes unique [brand] applicator
 Puts the liquid on your dog – not your hands
 Directs the liquid onto your dog – not your hands
 Directs the liquid onto your dog – away from your hands
 Applies liquid to your dog's skin – not yours
 Helps prevent applying the wrong spot-on [dose] [product] on [to] the wrong pet
 Convenient, easy to use ACCU-TIP [Applicator] [DISPENSER]
 [Easy to use] Longer applicator tip for easy application to long-haired dogs

Thermoform claims

New
 New [disposable][liquid dispensing] tube [cartridge][vial]
 [New] [brand name][disposable][liquid dispensing] [tube][vial] tip [helps][to] spread out liquid [on your][dog]
 Unique [cartridge] [tube][vial] with flow control
 [no drip][no mess][application][tube][cartridge][vial]

Promotional Package Copy

One month [dose] free
 One free month supply [dose] included
 Bonus pack
 Free [applicator][tube][vial][cartridge]][inside]
 Designed not to drip when set on top of the counter, or table, or other flat surface.
 For use with [brand] applicator
 Applicator [device] not included
 [brand] Refill Pack [brand][applicator] [device] not included]

Refill Claims

For use [only] with [brand name][Applicator]
 ([1][3][4][6] monthly treatments) [1][3][4][6] Months Supply [24][48] doses
 Easy to use [convenient] refills

Applicator name options (applicator device is used in text)

Applicator
 Tool
 Device
 Applicator Device
 Application Tool

7/17

Thermoform name options (tube, cartridge and vial are used in the text)

- Ampoule
- Cartridge
- Packet
- Pod
- Refill
- Tube
- Vial

ACTIVE INGREDIENTS:

Etofenprox (CAS # 80844-07-1)	30.0%
S-Methoprene (CAS # 65733-16-6)	3.6%
Piperonyl Butoxide (CAS # 51-03-6)*	5.0%

OTHER INGREDIENTS:	<u>61.4%</u>
TOTAL	100.0%

*(butyl carbityl) (6-propylpiperonyl ether) and related compounds

**KEEP OUT OF REACH OF CHILDREN
CAUTION**

See Back Panel for [Ingredients and] Additional Precautionary Statements

NET CONTENTS: One: 1.5 cc [vial][tube][cartridge] (Toy Dogs)/
 3.0 cc [vial] [tube][cartridge] (Small Dogs)/
 4.5 cc [vial][tube][cartridge](Medium Dogs)/
 6.0 cc [vial][tube][cartridge] (Large Dogs)
 9.0 cc [vial][tube][cartridge] (Extra Large Dogs)

EPA Reg. No. 2724-XXX
EPA Est. No.

[ICON – DO NOT USE ON CATS]

RF2164 A/T COMBO

**IMPORTANT! DO NOT Use on Dogs LESS THAN 6 Months OLD
READ ENTIRE LABEL BEFORE EACH USE. USE ONLY ON DOGS. DO NOT USE ON
OTHER ANIMALS!**

[Back Panel]

DO NOT USE ON CATS

Keep cats away from treated dogs for 24 hours. If applied or ingested, contact your veterinarian immediately.

[RF2164 A/T COMBO] prevents flea eggs from developing into adult fleas [more than 10 weeks] for up to [75 days][2.5 months]. RF2164 A/T COMBO also kills fleas and ticks for 3 weeks and kills and repels mosquitoes for 3 to 4 weeks.]

Effective flea & tick control for your dog.

[brand] provides flea and tick protection for dogs for up to 30-days – and protection from flea reinfestation beyond. That’s because it doesn’t just kill adult fleas and ticks, it also prevents reinfestation by knocking out flea eggs and larvae that could hatch later on. Plus, it kills and repels mosquitoes.

A unique, convenient applicator for you....

The new [brand] Applicator is specially designed to make applying flea and tick control easier, more precise -- and neater – than ever before. You simply insert the appropriate [brand] tube [vial][cartridge] for your dog into the applicator, close it and squeeze to apply. The applicator’s ergonomic, contoured shape [design] makes it easy to grip and a built-in fin [tip] [comb] helps to spread [part] the [your] dog’s hair to allow the liquid to more readily [better] reach [apply] the [to] [your dog’s] skin. The tube [vial][cartridge] is sealed inside, so you can be confident that the liquid goes onto your dog – and not your hand. Plus, if the applicator is laid down on a table, counter or other flat surface, it won’t run out or drip.

DIRECTIONS FOR USE: It is a violation of Federal Law to use this product in a manner inconsistent with its labeling. Read and follow all directions and precautions on this product label.

USE RESTRICTIONS:

The maximum application rate for this product is twice per month, and the second application must be made more than 8 days after the initial application.

RF2164 A/T COMBO works by application directly to the dog’s skin, not to the hair. When applying, use applicator device tip to push aside dog’s hair to allow direct application to the skin. Do not get this product in dog’s eyes or mouth.

[(Note: Application now assumes one tube[vial][cartridge] per dog per application)]

The RF2164 A/T COMBO provides a unique applicator device that allows dog owners to treat their dogs more securely, and dispose of liquid cartridges [tubes][vials]with less mess.

[Note: Each package contains sufficient cartridges/tubes/vials for [X] applications]

[Note: This label contains alternate, independent sets of Directions For Use, which are provided to allow for flexibility in device manufacturing. Each set of DFU has the same 6 steps: Open, Load, Close, Apply, Dispose, Retreat If Necessary, so the minor differences relate to device features. Potential icon designs are on the last pages of this document. Text appearing on icon pages is for illustrative purposes only and does not represent full text as indicated in DFU which will appear on label.]

[DFU Set No. 1]

FOR [TOY][SMALL][MEDIUM] SIZE DOGS

To apply the [RF2164 A/T COMBO] treatment, use one disposable liquid cartridge [tube][vial][for each application] with the applicator device.

1. OPEN [icon]

Holding the applicator device in one hand, push the side [buttons] to open the device.

2. LOAD [icon]

Place one disposable liquid cartridge [vial][tube] in the applicator device, ensuring that the cartridge [vial][tube] fits securely in the slots inside the applicator device.

3. CLOSE [icon]

Point the applicator device tip upward and close the lid. The disposable [liquid] cartridge [vial][tube] will automatically be clipped open and is now ready to be applied to your dog.

4. APPLY [icon]

The dog should be standing for easy application. Apply RF2164 A/T COMBO evenly to [two spots](toy dogs)[three spots](small dogs)(medium dogs) on the top of the back from the shoulder to the base of the tail. At each spot, use the tip of the applicator device to part the hair until the skin is visible. Then push down on the round [circle][button][thumb pad] to dispense a portion of the solution on the skin. Do not apply an excessive amount of the solution at any one spot that could cause some of the solution to run off the side of the dog. Do not spread RF2164 A/T COMBO by hand over the dog. Although the dog's skin and hair oils will naturally distribute the application over the entire dog, brushing the dog 12-24 hours after treatment will help to distribute the material over the skin.

5. DISPOSE [icon]

When finished, hold applicator device over trash. Push side [buttons together] to open applicator device door and discard empty cartridge [tube][vial] into trash or offer for recycling if available. [Close applicator device door and store [applicator device] in original package.]

6. RETREAT IF NECESSARY . Do not reapply product for 30 days unless re-treatment is required, but not sooner than 8 days after the initial treatment. Do not retreat more than once per month.

[Note: Each package contains sufficient cartridges/tubes/vials for [X] applications]

FOR [LARGE][EXTRA LARGE] DOGS

1

2

3

4 The dog should be standing for easy application. Apply RF2164 A/T COMBO evenly to four or five spots on the top of the back from the shoulder to the base of the tail. At each spot, use the tip of the applicator device to part the hair until the skin is visible. Then push down on the round [circle][button][thumb pad] to dispense a portion of the solution on the skin. Do not apply an excessive amount of the solution at any one spot that could cause some of the solution to run off the side of the dog. Do not spread RF2164 A/T COMBO by hand over the dog. Although the dog's skin and hair oils will naturally distribute the application over the entire dog, brushing the dog 12-24 hours after treatment will help to distribute the material over the skin.

5

6

[DFU Set No. 2]

FOR [TOY][SMALL][MEDIUM] SIZE DOGS

To apply the [RF2164 A/T COMBO] treatment, use one disposable liquid cartridge [tube][vial] [for each application] with the applicator device.

1. OPEN [icon]

With green door facing downward, push side [buttons] to open applicator.

2. LOAD [icon] (3 alternate statements)

-[To Load, insert tube [cartridge][vial] [color side down][white side up]. Press down on tube [cartridge][vial] until [two green] tabs click in place.

-[To Load, place tube[cartridge][vial] under the [color, e.g. green] tabs] [in the applicator]

-[To Load, place tube[cartridge][vial] white side up into the applicator]

[Ensure that tube [cartridge][vial] fits securely in the applicator.]

3. CLOSE [icon]

Point tip up and close the [color, e.g. green] door. The tube [cartridge][vial] will snap open and is now ready to apply.

4. APPLY [icon]

The dog should be standing for easy application. To Apply, Use tip to part hair and get next to dog's skin. [Press circle on green door] [Press round thumb pad] once at each of [two] (Toy dogs) [three] (Small Dogs)(Medium dogs) evenly placed spots between the shoulder and the base of the tail.

Do not apply an excessive amount of the solution at any one spot that could cause some of the solution to run off the side of the dog. Do not spread RF2164 A/T COMBO by hand over the dog.

Although the dog's skin and hair oils will naturally distribute the application over the entire dog, brushing the dog 12-24 hours after treatment will help to distribute the material over the skin.

5. DISPOSE [icon]

Push side [buttons] to open door and drop empty tube [vial][cartridge] into trash or offer for recycling if available. [Close applicator device door and store in original package.]

6. RETREAT IF NECESSARY

Do not reapply product for 30 days unless re-treatment is required, but not sooner than 8 days after the initial treatment. Do not retreat more than once per month.

[Note: Each package contains sufficient cartridges/tubes/vials for [X] applications]

FOR [LARGE][EXTRA LARGE] DOGS

1 ...

2 ...

3 ...

4 APPLY [icon]

The dog should be standing for easy application. To Apply, Use tip to part hair and get next to dog's skin. [Press circle on green door][Press round thumb pad] once at each of four or five [evenly placed] spots between the shoulder and the base of the tail. Do not apply an

excessive amount of the solution at any one spot that could cause some of the solution to run off the side of the dog. Do not spread RF2164 A/T COMBO by hand over the dog. Although the dog's skin and hair oils will naturally distribute the application over the entire dog, brushing the dog 12-24 hours after treatment will help to distribute the material over the skin.

5 ...

6 ...

**[DFU Set No. 3]
FOR [TOY][SMALL][MEDIUM] DOGS**

To apply the [RF2164 A/T COMBO] treatment, use one disposable liquid cartridge [tube][vial] [for each application] with the applicator device.

1. OPEN [icon]

Use finger scoop to lift open door.

2. LOAD [icon] (2 alternate statements)

-[To Load, place tube [cartridge][vial] under the [color, e.g. green] tabs][in the applicator]

-[To Load, place tube [cartridge][vial] white side up into the applicator]

[Ensure that tube [cartridge][vial] fits securely in the applicator.]

3. CLOSE [icon]

Close the [color, e.g. green] door and the tube will snap open.

4. APPLY [icon]

The dog should be standing for easy application. To apply, use tip to part hair and get next to dog's skin. Press [circle] [[round] thumb pad] on green door once at each of [two] (Toy dogs) [three] (Small Dogs) (Medium dogs) evenly placed spots between the shoulder to the base of the tail. Do not apply an excessive amount of the solution at any one spot that could cause some of the solution to run off the side of the dog. Do not spread RF2164 A/T COMBO by hand over the dog. Although the dog's skin and hair oils will naturally distribute the application over the entire dog, brushing the dog 12-24 hours after treatment will help to distribute the material over the skin.

5. DISPOSE [icon]

To dispose of empty tube, open [color, e.g. green] door and drop empty tube into trash or offer for recycling if available. [Close applicator device door and store in original package.]

6. RETREAT IF NECESSARY

Do not reapply product for 30 days unless re-treatment is required, but not sooner than 8 days after the initial treatment. Do not retreat more than once per month.

[Note: Each package contains sufficient cartridges/tubes/vials for [X] applications]

FOR [LARGE][EXTRA LARGE] DOGS

1 ...

2 ...

3 ...

4 APPLY [icon]

The dog should be standing for easy application. To apply, use tip to part hair and get next to dog's skin. Press [circle] [[round] thumb pad] on green door once at each of four or five evenly placed spots between the shoulder to the base of the tail. Do not apply an excessive amount of the solution at any one spot that could cause some of the solution to run off the side of the dog. Do not spread RF2164 A/T COMBO by hand over the dog. Although the dog's skin and hair oils will naturally distribute the application over the entire dog, brushing the dog 12-24 hours after treatment will help to distribute the material over the skin.

5 ...

6 ...

RF2164 A/T COMBO is most effective when used as part of a total flea and tick management program. Use other [Brand Name] products registered for residential area control of these pests in conjunction with this treatment. Monthly treatments are required for optimal control and prevention of fleas.

[The successive feeding activity of fleas on dogs may elicit a hypersensitivity skin disorder known as flea allergy dermatitis (FAD). Treatment of dogs with RF2164 A/T COMBO rapidly kills fleas and may reduce the incidence of this condition.] [RF2164 A/T COMBO is water resistant and remains efficacious following exposure to rainfall or swimming.]

TREATMENT SCHEDULE			
Dosage: 1 [cartridge] [tube][vial] every 30 days per dog			
Pet's Name	First Treatment Date	Second Treatment Date (30 Days From 1 st)	Third Treatment Date (30 Days From 2 nd)

Reminder: I purchased RF2164 A/T COMBO from: _____

NOTES: _____

Treatment table can be expanded based on package size. (6 months)

STORAGE and DISPOSAL: **Pesticide Storage:** Store in a cool area away from children and animals. Liquid Cartridge [vial][tube] **Disposal: If empty:** Do not reuse cartridge [vial] [tube]. Place in trash or offer for recycling if available. **If partially filled:** Call your local solid waste agency for disposal instructions. Never place unused product down any indoor or outdoor drain.

PRECAUTIONARY STATEMENTS

HAZARDS TO HUMANS AND DOMESTIC ANIMALS - CAUTION

DO NOT USE ON DOGS LESS THAN 6 MONTHS OLD. For external use only. Causes moderate eye irritation. Avoid contact with eyes or clothing. Wash thoroughly with soap and water after handling and before eating, drinking, chewing gum, using tobacco, or using the toilet. Repeated exposure to etofenprox can cause skin irritation. Consult a veterinarian before using this product on debilitated, aged, pregnant, nursing, or animals on medication. Sensitivities may occur after using ANY pesticide product for pets. If signs of sensitivity occur, bathe your pet with mild soap and rinse with large amounts of water. If signs continue, consult a veterinarian immediately. Some pets may experience hair loss or temporary skin irritation at the application site. If signs persist or become more severe, contact veterinarian immediately and report incident to company at 1-800-XXX-XXXX.

FIRST AID	
If in eyes	<ul style="list-style-type: none"> • Hold eye open and rinse slowly and gently with water for 15-20 minutes. • Remove contact lenses, if present, after first 5 minutes, then continue rinsing • Call a poison control center or doctor for treatment advice.
Have the product container or label with you when calling a poison control center or doctor or going for treatment. You may also contact 1-800-XXX-XXXX for emergency medical treatment information.	

13/17

WARRANTY AND CONDITIONS OF SALE:

Seller warrants that this product conforms to the chemical specifications expressed on the label. To the extent consistent with applicable law, Seller makes no other warranties, and disclaims all other warranties, express or implied, including but not limited to warranties of merchantability and fitness for the intended purpose. To the extent consistent with applicable law, seller's liability for default, breach, or failure under this label shall be limited to the amount of the purchase price. To the extent consistent with applicable law, Seller shall have no liability for consequential damages.

In case of emergency or for product information, call 1-800-xxx-xxxx or contact your veterinarian if your pet is experiencing an adverse event.

Wellmark International
1501 E. Woodfield Road, 200W
Schaumburg, Illinois 60173
[URL]
Made in USA

TEXT FOR LIQUID TUBE/CARTRIDGE/MIAL

Product name
Etofenprox 30%, (S)-Methoprene 3.6%, Piperonyl Butoxide 5%
KEEP OUT OF REACH OF CHILDREN
CAUTION
READ DIRECTIONS BEFORE USING
EPA Reg. No. 2724-XXX
Net Contents

[ICON – DO NOT USE ON CATS]
For Use Only on Toy (6-12 lbs.), Small (13-31 lbs.), Medium (32-55 lbs.), Large (56 -80 lbs.), and Extra Large (81 lbs. and over) Dogs 6 months of age or older

14/17

[SUB-LABEL FOR REFILL CARTRIDGES]

[Product Name]

[Flea & Tick [& Mosquito]][Treatment] [and] Control]
Spot-On Flea & Tick Control for Dogs

ACTIVE INGREDIENTS:

Etofenprox (CAS # 80844-07-1).....	30.0%
S-Methoprene (CAS # 65733-16-6).....	3.6%
Piperonyl Butoxide (CAS # 51-03-6)*	5.0%

OTHER INGREDIENTS: 61.4%

TOTAL 100.0%

*(butyl carbityl) (6-propylpiperonyl ether) and related compounds

**KEEP OUT OF REACH OF CHILDREN
CAUTION**

EPA Reg. No. 2724-~~XX~~ 811
EPA Est No.

[Note: full directions for use to be used if space allows]

DIRECTIONS FOR USE: It is a violation of Federal Law to use this product in a manner inconsistent with its labeling. Read and follow all directions and precautions on this product label.

To apply the RF2164 A/T COMBO treatment, use one disposable liquid cartridge [tube][vial][for each application] with the applicator device.

Remove one refill tube [cartridge][vial] from the package and insert into opened [brand name] applicator device. Make application according to label directions supplied with the [brand name] applicator device. If you need directions for application, please call 1-800-XXX-XXXX.

(Precautionary and Storage/Disposal) text included)


Wellmark International
1501 East Woodfield Road 200W
Schaumburg, Illinois 60173

Alternate Sets of ICONS for the RF2164 A/T COMBO

[ICON SET 1]

[OPEN]


[LOAD]




[CLOSE]



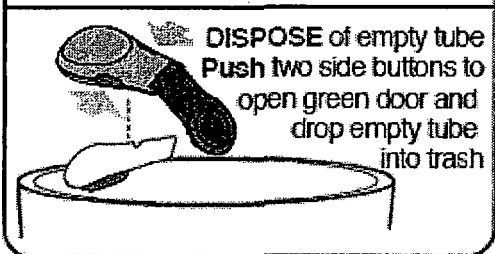
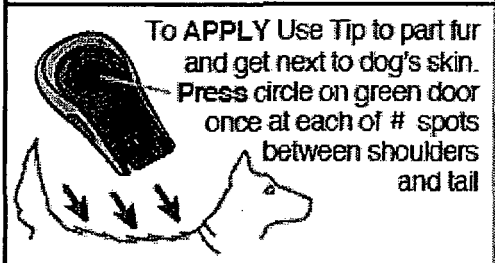
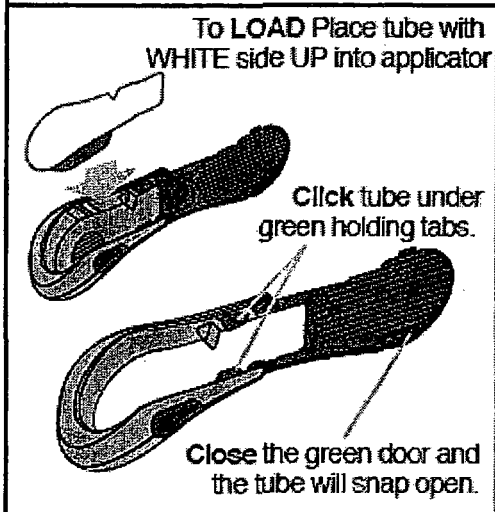
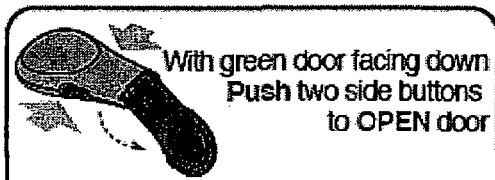
[APPLY]



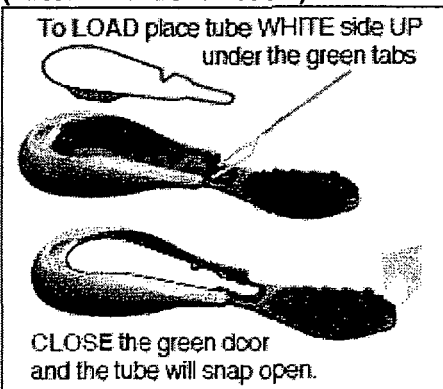
[DISPOSE]



[ICON SET 2] ALTERNATE ICONS FOR DIRECTIONS FOR USE (will be specific to dog's size)



("#Spots" is a variable dependent on size)
(Alternate LOAD icon)



[ICON SET 3] ALTERNATE ICONS FOR DIRECTIONS FOR USE (will be specific to dog's size)

<p>Use finger scoop to lift OPEN door</p> 
<p>To LOAD place tube WHITE side UP under the green tabs</p> 
<p>CLOSE the green door and the tube will snap open.</p> 
<p>To APPLY Use Tip to part fur and get next to dog's skin. Press circle on green door once at each of # spots between shoulders and tail</p> 
<p>DISPOSE of empty tube open green door and drop empty tube into trash</p> 

("#Spots" is a variable dependent on size)