

2724-700

9/18/2012

1/15

UNITED STATES ENVIRONMENTAL PROTECTION AGENCY
WASHINGTON, D.C. 20460-0001



OFFICE OF CHEMICAL SAFETY
AND POLLUTION PREVENTION

September 18, 2012

Nancy Huebl
Senior Registration Specialist
Wellmark International
1501 East Woodfield Road, Suite 200W
Schaumburg, IL 60173

Subject: Amended Reregistration Label
Product Name: ETOFENPROX IGR Fogger I
EPA Registration Number: 2724-700
EPA Decision Numbers: 414296, 436008

Dear Ms. Huebl:

The Agency, in accordance with the Federal Insecticide, Fungicide and Rodenticide Act (FIFRA), as amended, has completed reviewing all of the information submitted with your application to support the reregistration of the above referenced product in connection with the Tetramethrin and MGK-264 REDs, and has concluded that your submission is acceptable.

NOTE: This product is not being reregistered under sections 3(c)5 and 4(g) of FIFRA at this time.

Please be reminded that 40 CFR Part 156.140(a)(4) requires that a batch code, lot number, or other code identifying the batch of the pesticide distributed and sold be placed on non-refillable containers. The code may appear either on the label or durably marked on the container itself, and can be added by non-notification per PRN 98-10.

Please note that the record for this product currently contains the Confidential Statements of Formulation (CSFs) listed below. Any previously dated CSFs are superseded.


- Basic CSF, dated 5 March, 2012

A copy of your label stamped "Accepted" is enclosed along with copies of the acute toxicity and product chemistry reviews completed for the subject product. Products shipped

after 12 months from the date of this amendment or the next printing of the label whichever occurs first, must bear the new revised label. Your release for shipment of the product bearing the amended label constitutes acceptance of these conditions. If these conditions are not complied with, the registration will be subject to cancellation in accordance with FIFRA sec. 6(e).

If you have any questions about this letter, please contact Clayton Myers at 703-347-8874 or myers.clayton@epa.gov.

Sincerely,



Richard J. Gebken
Product Manager
Insecticide Branch
Registration Division (7505P)

*Enclosures: Label stamped "Accepted," dated September 18, 2012
Acute Toxicity Review, dated February 15, 2012
Product Chemistry Review, dated May 29, 2012*

3/15

SUBLABEL A: OCCUPATIONAL USE

ETOFENPROX IGR FOGGER I

Contains Etofenprox and Nylar
Economical Do-It-Yourself Pest Control
Seeks Out Bugs Where They Hide
Kills on Contact
Kills Hidden Bugs
Use In Homes, Apartments Buildings, and the Non-Food/Feed Areas of Hotels, Stores,
Warehouses, Office Buildings, Schools, Nursing Homes, Hospitals, & Industrial Buildings
Non-Staining No Oily Residue - No Unpleasant Odor
Kills Exposed or Accessible Stages of these Insects: Ants, Carpet Beetles, Cockroaches,
Confused Flour Beetles, Crickets, Earwigs, Firebrats, Fleas, Flies, Fruit Flies, Hornets, House
Flies, Mosquitoes, Pillbugs, Saw-Toothed Grain Beetles, Silverfish, Sowbugs, Spiders, Stable
Flies, Wasps, and Yellow Jackets.
Optional Spanish note: For instructions and warranty in Spanish, see inside of carton
If you do not have a carton, call 1-800-xxx-xxxx

ACTIVE INGREDIENTS:

Etofenprox (CAS #80844-07-1)	1.0%
Tetramethrin (CAS #7696-12-0)	0.4%
N-Octyl Bicycloheptene Dicarboximide (CAS #113-48-4)	0.5%
Pyriproxyfen* (CAS #95737-68-1)	0.1%
OTHER INGREDIENTS:	<u>98.0%</u>
Total:	100.0%


*Nylar Insect Growth Regulator

**KEEP OUT OF REACH OF CHILDREN
CAUTION**

See Side Panel For Additional Precautions

NET CONTENTS: [2/3/4 oz/not for individual sale]

EPA REG. NO. 2724-700
EPA EST. NO.



PRECAUTIONARY STATEMENTS
HAZARD TO HUMANS & DOMESTIC ANIMALS
CAUTION

Causes moderate eye irritation. Breath spray mist may be harmful. Avoid contact with eyes or clothing. Wash thoroughly with soap and water after handling and before eating, drinking, chewing gum, or using tobacco. Repeated exposure to etofenprox can cause skin irritation.

Personal Protective Equipment (PPE):

Users must wear the following: long sleeve shirt, long pants, shoes and socks. Follow manufacturer's instructions for cleaning/maintaining PPE. If no such instructions for washables exist, use detergent and hot water. Keep and wash PPE separately from other laundry. Discard clothing and other absorbent materials that have been drenched or heavily contaminated with this product. Do not reuse them.

USER SAFETY RECOMMENDATIONS

User should wash hands before eating, drinking, chewing gum, using tobacco, or using the toilet.

User should remove clothing/PPE immediately if pesticide gets inside. Then wash thoroughly and put on clean clothing.

User should remove PPE immediately after handling this product. Wash the outside of gloves before removing. As soon as possible, wash thoroughly and change into clean clothing.

FIRST AID	
IF IN EYES:	<ul style="list-style-type: none"> • Hold eye open and rinse slowly and gently with water for 15-20 minutes. • Remove contact lenses, if present, after the first 5 minutes, then continue rinsing eye. • Call a poison control center or doctor for treatment advice.
IF SWALLOWED	<ul style="list-style-type: none"> • Call a poison control center or doctor immediately for treatment advice. • Do not induce vomiting unless told to do so by a poison control center or doctor. • Do not give any liquid to the person. • Do not give anything by mouth to an unconscious person.
Have the product container or label with you when calling a poison control center or doctor, or going for treatment. You may also contact 1-800-XXX-XXXX for emergency medical treatment information.	
Note to Physician: Vomiting may cause aspiration pneumonia.	

PHYSICAL OR CHEMICAL HAZARDS



Highly Flammable Ingredient Ingrediente Altamente Inflamable

This product contains a highly flammable ingredient. It may cause a fire or explosion if not used properly. Follow the "Directions for Use" on this label very carefully. Contents under pressure. Keep away from heat, sparks, or open flame. Do not puncture or incinerate container. Exposure to temperatures above 130° F. may cause bursting.

DIRECTIONS FOR USE

It is a violation of Federal law to use this product in a manner inconsistent with its labeling.

SHAKE WELL BEFORE USE.

READ THE ENTIRE LABEL PRIOR TO USE. USE STRICTLY IN ACCORDANCE WITH ALL LABEL PRECAUTIONS AND DIRECTIONS.

INSTRUCCIONES EN ESPAÑOL DENTRO DE LA CAJA

GENERAL PRECAUTIONS AND RESTRICTIONS

Wait two (2) hours after application, then open windows, vents, and doors for two hours. If an odor is still detected, additional ventilation is required.

Remove or cover exposed food and drinking water before application.

Remove or cover dishes, utensils, food processing equipment, and food preparation surfaces, or wash them before use.

Do not use in greenhouses where plants are grown for food.

Do not use in aircraft cabins.

Remove poultry before treating poultry houses.

When used in dairy barns or facilities: Close milk bulk tank lids to prevent contamination from spray and from dead or falling insects. Remove or cover milking utensils before application. Wash teats of animals before milking.

In Indoor Food Handling/Processing Facilities, do not apply more than 1 time per 14 days.

Repeat treatments to infested areas as necessary at intervals of 14 days or greater.

Note: Does not control bedbugs. Do not apply to classrooms when in use. Do not apply to patient rooms in hospitals and nursing homes while occupied. For use in the non-food and non-feed areas of food and feed handling establishments. Do not use in food or feed areas of food or feed handling establishments, restaurants, or other areas where food or feed is commercially prepared or processed. Do not use in serving areas while food is exposed or the facility is in operation. Serving areas are areas where prepared foods are served, such as dining rooms but excluding areas where foods may be prepared or held. Non-food and non-feed areas of food and feed establishments are areas such as garbage rooms, lavatories,), entries and vestibules, offices, locker rooms, machine rooms, boiler rooms, garages, mop closets, and storage (after canning and bottling).

For best results, treat entire dwelling with particular attention to kitchen and bathroom areas. Use only one fogger for each [500 sq ft (a room 25' x 20' with an 8' ceiling or 4,000 cubic feet)][375 sq ft (a room 25' x 15' with an 8' ceiling or 3,000 cubic feet)] [250 sq ft (a room 10' x 25' with an 8' ceiling or 2,000 cubic feet)] of floor space. **[~~†~~Note to the Reviewer: A conversion of 1 ounce per 1,000 cubic feet of room space applies. Example - a 4 ounce aerosol can will treat 4,000 cubic feet of unobstructed area. Room sizes are changed accordingly.]**


Do not apply this product in a way that will contact workers or other persons, either directly or through drift. Only protected handlers may be in the area during application.

To Use This Product Correctly

DO NOT use multiple foggers per room.




DO NOT use in small confined spaces such as closets, cabinets, or under counters or tables.



Use of a fogger in an enclosed space may cause the product to explode, resulting in injury to people or damage to property. DO NOT use in a room 5 ft. x 5 ft. or smaller; instead, allow fog to enter from other rooms.

UNPLUG AND TURN OFF ALL ignition sources such as pilot lights (shut off gas valves), other open flames, or running electrical appliances that cycle off and on (i.e., refrigerators, thermostats, etc.). NO FLAMES OR PILOT LIGHTS. Call your gas utility or management company if you need assistance with your pilot lights.



Before You Fog

Vacuum thoroughly before fogging. To ensure unobstructed flow of fogger mist, OPEN interior doors, cabinets, cupboards, drawers, and closets in areas to be treated.



REMOVE or cover exposed food, dishes, cooking utensils, food preparation equipment, and surfaces. Remove pets and birds and REMOVE OR COVER (and turn off air flow fish aquariums. REMOVE OR COVER childrens' and pets' toys. COVER waxed wood floors and waxed wood furniture in the immediate area surrounding the fogger (newspaper may be used). Close outside doors and windows and TURN OFF fans and air conditioners and temporarily disconnect smoke alarms. Remove all motor vehicles before fogging garage.

To Start Fogging

SHAKE WELL JUST BEFORE USING. Place can in the middle of the room, on a stand, table, chair, or on the floor. Place several layers of unfolded newspaper or paper towels, covering a 2 sq. ft. area directly under can to prevent marring of surface. **Before activating**, keeping at arm's length, point top of can away from face and press down actuator tab to lock into position and release fogging action. Do not inhale the spray mist. Set fogger in an upright position on chair or table covered with newspapers or paper towels and leave premises immediately. **Vacate the treated house, individual apartment unit, or other structure immediately.** Use enclosed Door Hang Tag to mark the time when re-entry is permitted (at least two hours after the start time). Fill out and place hang tag on the door to the treated area to alert family and others with access to the treated area not to enter for 2 hours.

[Door Hang Tag Text]

"Fill out and place hang-tag on the door to the treated area to alert family and others with access to the treated area not to enter for X hours."

Do not enter until [space for time] on [space for date]

[Brand Name][Product Name]Treatment

[This room is currently being treated by (Brand Name)]


[Another room portected by (Brand Name)]

[(Brand Name) treatment underway]


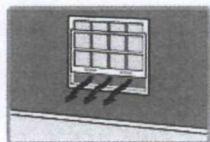
NOTE: Asphalt tile and some plastics may be affected by this product. Place newspaper on asphalt tile before treatment and cover plastic items such as plastic furniture, stereo covers, eye glasses, etc.

Airing Out

KEEP TREATED AREA CLOSED. DO NOT RE-ENTER FOR AT LEAST TWO HOURS. Keeping treated area sealed for a longer period will enhance fogger performance.



Keep treated area closed for at least two hours. BEFORE REOCCUPYING THE AREA, OPEN ALL DOORS AND WINDOWS, TURN ON AIR CONDITIONER AND FANS AND ALLOW TREATED AREA TO AIR OUT FOR 2 HOURS BEFORE RETURNING. Do not allow children or pets to contact treated surfaces until spray has dried. Turn on all pilot lights and appliances, smoke alarms, and aquariums that were turned off.



For best results, spot treat with [Brand Name] premise products under beds, furniture, or obstructed areas where fogger mist may not penetrate. NOTE: When treating for fleas or ticks, clean and treat pet sleeping areas. Also treat dogs and cats with a flea and tick control product registered for use on pets before allowing them to re-enter the treated areas.

Repeat treatments to infested areas as necessary at intervals of 14 days or greater. Do not make more than 6 applications per site per year.

STORAGE AND DISPOSAL

Do not contaminate water, food, or feed by storage or disposal.

PESTICIDE STORAGE: Store in a cool, dry area away from heat or open flame.

PESTICIDE DISPOSAL AND CONTAINER HANDLING: Do Not Puncture or Incinerate! **If empty:** Place in trash or offer for recycling if available. **If partly filled:** Call your local solid waste agency for disposal instructions.

Seller warrants that this product conforms to the chemical specifications expressed on the label. To the extent consistent with applicable law, Seller makes no other warranties and disclaims all other warranties, express or implied, including but not limited to warranties of merchantability and fitness for the intended purpose. To the extent consistent with applicable law, seller's liability for default, breach, or failure under this label shall be limited to the amount of the purchase price. To the extent consistent with applicable law, Seller shall have no liability for consequential damages.

In case of emergency or for product use information, call 1-800-XXX-XXXX or visit our Web site [URL]

Wellmark International
1501 East Woodfield Road 200W
Schaumburg, Illinois 60173
Made in USA

Wellmark International confirms that the Spanish language text is/will be a true and accurate translation of the English text as approved by the California DPR.

10/15

SUBLABEL B: RESIDENTIAL/CONSUMER USE

ETOFENPROX IGR FOGGER I

Contains Etofenprox and NyLar
Economical Do-It-Yourself Pest Control
Seeks Out Bugs Where They Hide
Kills on Contact
Kills Hidden Bugs

Use In Homes, Apartments Buildings, and the Non-Food/Feed Areas of Hotels, Stores,
Warehouses, Office Buildings, Schools, Nursing Homes, Hospitals, & Industrial Buildings
Non-Staining No Oily Residue - No Unpleasant Odor

Kills Exposed or Accessible Stages of these Insects: Ants, Carpet Beetles, Cockroaches,
Confused Flour Beetles, Crickets, Earwigs, Firebrats, Fleas, Flies, Fruit Flies, Hornets, House
Flies, Mosquitoes, Pillbugs, Saw-Toothed Grain Beetles, Silverfish, Sowbugs, Spiders, Stable
Flies, Wasps, and Yellow Jackets.

Optional Spanish note: For instructions and warranty in Spanish, see inside of carton
If you do not have a carton, call 1-800-xxx-xxxx

ACTIVE INGREDIENTS:

Etofenprox (CAS #80844-07-1).....	1.0%
Tetramethrin (CAS #7696-12-0).....	0.4%
N-Octyl Bicycloheptene Dicarboximide (CAS #113-48-4).....	0.5%
Pyriproxyfen* (CAS #95737-68-1).....	0.1%

OTHER INGREDIENTS:.....98.0%

Total: 100.0%

*Nylar Insect Growth Regulator

**KEEP OUT OF REACH OF CHILDREN
CAUTION**

See Side Panel For Additional Precautions

NET CONTENTS: [2/3/4 oz/not for individual sale]

EPA REG. NO. 2724-700
EPA EST. NO.

11/15

PRECAUTIONARY STATEMENTS
HAZARD TO HUMANS & DOMESTIC ANIMALS
CAUTION

Causes moderate eye irritation. Breath spray mist may be harmful. Avoid contact with eyes or clothing. Wash thoroughly with soap and water after handling and before eating, drinking, chewing gum, or using tobacco. Repeated exposure to etofenprox can cause skin irritation.

FIRST AID	
IF IN EYES:	<ul style="list-style-type: none">• Hold eye open and rinse slowly and gently with water for 15-20 minutes.• Remove contact lenses, if present, after the first 5 minutes, then continue rinsing eye.• Call a poison control center or doctor for treatment advice.
IF SWALLOWED	<ul style="list-style-type: none">• Call a poison control center or doctor immediately for treatment advice.• Do not induce vomiting unless told to do so by a poison control center or doctor.• Do not give any liquid to the person.• Do not give anything by mouth to an unconscious person.
Have the product container or label with you when calling a poison control center or doctor, or going for treatment. You may also contact 1-800-XXX-XXXX for emergency medical treatment information.	
Note to Physician: Vomiting may cause aspiration pneumonia.	

PHYSICAL OR CHEMICAL HAZARDS



Highly Flammable Ingredient
Ingrediente Altamente Inflamable

This product contains a highly flammable ingredient. It may cause a fire or explosion if not used properly. Follow the "Directions for Use" on this label very carefully. Contents under pressure. Keep away from heat, sparks, or open flame. Do not puncture or incinerate container. Exposure to temperatures above 130° F. may cause bursting.

DIRECTIONS FOR USE

It is a violation of Federal law to use this product in a manner inconsistent with its labeling.

SHAKE WELL BEFORE USE.

READ THE ENTIRE LABEL PRIOR TO USE. USE STRICTLY IN ACCORDANCE WITH ALL LABEL PRECAUTIONS AND DIRECTIONS.

INSTRUCCIONES EN ESPAÑOL DENTRO DE LA CAJA

GENERAL PRECAUTIONS AND RESTRICTIONS

Wait two (2) hours after application, then open windows, vents, and doors for two hours. If an odor is still detected, additional ventilation is required.

Remove or cover exposed food and drinking water before application.

Remove or cover dishes, utensils, food processing equipment, and food preparation surfaces, or wash them before use.

Do not use in greenhouses where plants are grown for food.

Do not use in aircraft cabins.

Remove poultry before treating poultry houses.

When used in dairy barns or facilities: Close milk bulk tank lids to prevent contamination from spray and from dead or falling insects. Remove or cover milking utensils before application. Wash teats of animals before milking.

Repeat treatments to infested areas as necessary at intervals of 14 days or greater.

Note: Does not control bedbugs. For best results, treat entire dwelling with particular attention to kitchen and bathroom areas. Use only one fogger for each [500 sq ft (a room 25' x 20' with an 8' ceiling or 4,000 cubic feet)][375 sq ft (a room 25' x 15' with an 8' ceiling or 3,000 cubic feet)][250 sq ft (a room 10' x 25' with an 8' ceiling or 2,000 cubic feet)] of floor space. **[~~†~~Note to the Reviewer: A conversion of 1 ounce per 1,000 cubic feet of room space applies.**

Example - a 4 ounce aerosol can will treat 4,000 cubic feet of unobstructed area. Room sizes are changed accordingly.]


Do not apply this product in a way that will contact adults, children or pets, either directly or through drift. Do not remain in treated area. Exit area immediately and remain outside the treated area until mists have dispersed.

To Use This Product Correctly

DO NOT use multiple foggers per room.



DO NOT use in small confined spaces such as closets, cabinets, or under counters or tables.



Use of a fogger in an enclosed space may cause the product to explode, resulting in injury to people or damage to property. DO NOT use in a room 5 ft. x 5 ft. or smaller; instead, allow fogs to enter from other rooms.

UNPLUG AND TURN OFF ALL ignition sources such as pilot lights (shut off gas valves), other open flames, or running electrical appliances that cycle off and on (i.e., refrigerators, thermostats, etc.). NO FLAMES OR PILOT LIGHTS. Call your gas utility or management company if you need assistance with your pilot lights.



Before You Fog

Vacuum thoroughly before fogging. To ensure unobstructed flow of fogger mist, OPEN interior doors, cabinets, cupboards, drawers, and closets in areas to be treated.



REMOVE or cover exposed food, dishes, cooking utensils, food preparation equipment, and surfaces. Remove pets and birds and REMOVE OR COVER (and turn off air flow fish aquariums. REMOVE OR COVER childrens' and pets' toys. COVER waxed wood floors and waxed wood furniture in the immediate area surrounding the fogger (newspaper may be used). Close outside doors and windows and TURN OFF fans and air conditioners and temporarily disconnect smoke alarms. Remove all motor vehicles before fogging garage.

To Start Fogging

SHAKE WELL JUST BEFORE USING. Place can in the middle of the room, on a stand, table, chair, or on the floor. Place several layers of unfolded newspaper or paper towels, covering a 2 sq. ft. area directly under can to prevent marring of surface. **Before activating,** keeping at arm's length, point top of can away from face and press down actuator tab to lock into position and release fogging action. Do not inhale the spray mist. Set fogger in an upright position on chair or table covered with newspapers or paper towels and leave premises immediately. **Vacate the treated house, individual apartment unit, or other structure immediately.** Use enclosed Door Hang Tag to mark the time when re-entry is permitted (at least two hours after the start time). Fill out and place hang tag on the door to the treated area to alert family and others with access to the treated area not to enter for 2 hours.

[Door Hang Tag Text]

"Fill out and place hang-tag on the door to the treated area to alert family and others with access to the treated area not to enter for X hours."

Do not enter until [space for time] on [space for date]

[Brand Name][Product Name]Treatment

[This room is currently being treated by (Brand Name)]


[Another room protected by (Brand Name)]

[(Brand Name) treatment underway]



NOTE: Asphalt tile and some plastics may be affected by this product. Place newspaper on asphalt tile before treatment and cover plastic items such as plastic furniture, stereo covers, eye glasses, etc.

Airing Out

KEEP TREATED AREA CLOSED. DO NOT RE-ENTER FOR AT LEAST TWO HOURS. Keeping treated area sealed for a longer period will enhance fogger performance.



Keep treated area closed for at least two hours. BEFORE REOCCUPYING THE AREA, OPEN ALL DOORS AND WINDOWS, TURN ON AIR CONDITIONER AND FANS AND ALLOW TREATED AREA TO AIR OUT FOR 2 HOURS BEFORE RETURNING. Do not allow children or pets to contact treated surfaces until spray has dried. Turn on all pilot lights and appliances, smoke alarms, and aquariums that were turned off.



For best results, spot treat with [Brand Name] premise products under beds, furniture, or obstructed areas where fogger mist may not penetrate. NOTE: When treating for fleas or ticks, clean and treat pet sleeping areas. Also treat dogs and cats with a flea and tick control product registered for use on pets before allowing them to re-enter the treated areas.

Repeat treatments to infested areas as necessary at intervals of 14 days or greater. Do not make more than 6 applications per site per year.

STORAGE AND DISPOSAL

PESTICIDE STORAGE: Store in a cool, dry area away from heat or open flame.

PESTICIDE DISPOSAL AND CONTAINER HANDLING: Do Not Puncture or Incinerate! If empty: Place in trash or offer for recycling if available. If partly filled: Call your local solid waste agency for disposal instructions.

Seller warrants that this product conforms to the chemical specifications expressed on the label. To the extent consistent with applicable law, Seller makes no other warranties and disclaims all other warranties, express or implied, including but not limited to warranties of merchantability and fitness for the intended purpose. To the extent consistent with applicable law, seller's liability for default, breach, or failure under this label shall be limited to the amount of the purchase price. To the extent consistent with applicable law, Seller shall have no liability for consequential damages.

In case of emergency or for product use information, call 1-800-XXX-XXXX or visit our Web site [URL]

Wellmark International
1501 East Woodfield Road 200W
Schaumburg, Illinois 60173
Made in USA

Wellmark International confirms that the Spanish language text is/will be a true and accurate translation of the English text as approved by the California DPR.