



OFFICE OF CHEMICAL SAFETY AND POLLUTION PREVENTION

WASHINGTON, D.C. 20460

September 30th, 2024

James McFadden, Ph.D.
Director, Regulatory Affairs
Wellmark International
1501 E. Woodfield Rd
Schaumburg, IL 60173

Subject: Label Amendment - Registration Review Mitigation for Permethrin
Product Name: Speer Neoperm Total Release Indoor Fogger
EPA Registration Number: 2724-636
Application Date: January 29th, 2021
Decision Number: 570151

Dear Dr. James McFadden:


The Agency, in accordance with the Federal Insecticide, Fungicide, and Rodenticide Act (FIFRA), as amended, has completed reviewing all the information submitted with your application to support the Registration Review of the above referenced product in connection with the Permethrin Amended Interim Decision, and has concluded that your submission is acceptable. The label referred to above, submitted in connection with registration under FIFRA, as amended, is acceptable.

Should you wish to add/retain a reference to the company's website on your label, then please be aware that the website becomes labeling under the Federal Insecticide, Fungicide, and Rodenticide Act and is subject to review by the Agency. If the website is false or misleading, the product would be misbranded and unlawful to sell or distribute under FIFRA section 12(a)(1)(E). 40 CFR 156.10(a)(5) list examples of statements EPA may consider false or misleading. In addition, regardless of whether a website is referenced on your product's label, claims made on the website may not substantially differ from those claims approved through the registration process. Therefore, should the Agency find or if it is brought to our attention that a website contains false or misleading statements or claims substantially differing from the EPA approved registration, the website will be referred to the EPA's Office of Enforcement and Compliance Assurance.

A stamped copy of your labeling is enclosed for your records. This labeling supersedes all previously accepted labeling and must be used at your next label printing. You must submit one copy of the final printed labeling before you release the product for shipment with the new labeling. In accordance with 40 CFR 152.130(c), you may distribute or sell this product under the previously approved labeling for 12 months from the date of this letter. After 12 months, you may only distribute or sell this product if it bears this new revised labeling or subsequently approved labeling. "To distribute or sell" is defined under FIFRA section 2(gg) and its implementing regulation at 40 CFR 152.3.

If you have any questions about this letter, please contact Samantha Carter by phone at 202-566-1179, or via email at carter.samantha@epa.gov.

Sincerely,

A handwritten signature in black ink that reads "Jaclyn Pyne". The signature is written in a cursive, flowing style.

Jaclyn Pyne, Team Leader
Risk Management and Implementation Branch 3
Pesticide Re-Evaluation Division
Office of Pesticide Programs

ENCLOSURE: Stamped label

| | | | |
|--------------|-------|----|-------------|
| PERMETHRIN | GROUP | 3A | INSECTICIDE |
| TETRAMETHRIN | GROUP | 3A | INSECTICIDE |

SUBLABEL A: OCCUPATIONAL USE

SPEER NEOPERM TOTAL RELEASE INDOOR FOGGER

For use in Apartments, Attics, Basements, Boats, Cabins, Campers, Closed Barns, Horse Stables, Garages, Homes, Household Storage Areas, Kennels, Pet Sleeping Areas, Rooms, Washrooms, Ship Cabins, Hospitals, Hotels, Industrial Plants, Bathhouses, Motels, Preschools, Schools, Seedhouses, Box cars, Theaters, Trucks, and Warehouses

Non-staining

Water-Based Formula

Kills exposed or accessible stages of these insects: Ants, Carpet Beetles, Centipedes, Cockroaches, Confused Flour Beetles, Crickets, Earwigs, Firebrats, Fleas, Fruit Flies, Gnats, Grasshoppers, Hornets, House Flies, Millipedes, Mole Crickets, Mosquitoes, Moths, Palmetto Bugs, Pillbugs, Rice Weevils, Sawtoothed Grain Beetles, Scorpions, Silverfish, Small Flying Moths, Sowbugs, Spiders, Ticks, Wasps, Waterbugs and Yellowjackets

Not for use in Federally Inspected Meat and Poultry Plants

Optional Spanish note: For instructions and warranty in Spanish, see inside of carton

If you do not have a carton, call 1-800-xxx-xxxx

ACTIVE INGREDIENTS:

Tetramethrin (CAS #7696-12-0).....0.2%

Permethrin (CAS #52645-53-1).....0.2%

Piperonyl Butoxide* (CAS #51-03-6).....1.0%

OTHER INGREDIENTS:98.6%

Total 100.0%

*(butylcarbityl)(6-propylpiperonyl) ether and related compounds.

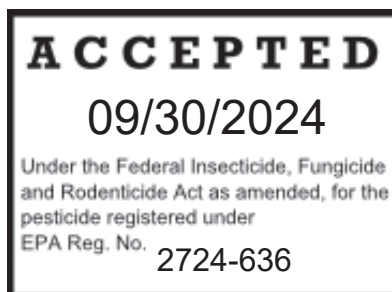
KEEP OUT OF REACH OF CHILDREN CAUTION

See Side Panel For Additional Precautionary Statements.

EPA REG. NO. 2724-636

EPA EST. NO.

NET CONTENTS:_____



PRECAUTIONARY STATEMENTS
HAZARDS TO HUMANS & DOMESTIC ANIMALS
CAUTION

Harmful if absorbed through skin. Avoid contact with skin or clothing. Breathing spray mist may be harmful. Wash hands thoroughly with soap and water after handling and before eating, drinking, chewing gum, using tobacco or using the toilet. Remove and wash contaminated clothing before reuse.

Personal Protective Equipment (PPE)

Some materials that are chemical-resistant to this product are barrier laminate, nitrile rubber ≥ 14 mils, neoprene rubber ≥ 14 mils, viton ≥ 14 mils. If you want more options, follow the instructions for category E on an EPA chemical-resistance category selection chart.

Applicators must wear the following:

Long-sleeve shirt and long pants,

Shoes plus socks,

Chemical-resistant gloves

USER SAFETY REQUIREMENTS

Follow manufacturer's instructions for cleaning/maintaining PPE. If no such instructions for washables exist, use detergent and hot water. Keep and wash PPE separately from other laundry. Discard clothing and other absorbent material that have been heavily contaminated with the product. Do not reuse them.

| FIRST AID | |
|---|---|
| IF ON SKIN OF CLOTHING: | <ul style="list-style-type: none">• Take off contaminated clothing.• Rinse skin immediately with plenty of water for 15-20 minutes.• Call a poison control center or doctor for treatment advice. |
| Have the product container or label with you when calling a poison control center or doctor, or going for treatment. You may also contact 1-800-xxx-xxxx for emergency medical treatment information. | |

USER SAFETY RECOMMENDATIONS:

Users should wash hands before eating, drinking, chewing gum, using tobacco, or using the toilet. Users should remove clothing/PPE immediately if pesticide gets inside. Then wash thoroughly and put on clean clothing.

Users should remove PPE immediately after handling this product. Wash the outside of gloves before removing. As soon as possible, wash thoroughly and change into clean clothing.

PHYSICAL OR CHEMICAL HAZARDS



Extremely Flammable Ingredient
Ingrediente Extremadamente Inflamable

Flammable. Contents under pressure. Keep away from heat, sparks, or open flame. Do not puncture or incinerate container. Exposure to temperatures above 130° F may cause bursting.

DIRECTIONS FOR USE

It is a violation of Federal law to use this product in a manner inconsistent with its labeling.

READ THE ENTIRE LABEL PRIOR TO USE. USE STRICTLY IN ACCORDANCE WITH ALL LABEL PRECAUTIONS AND DIRECTIONS.

INSTRUCCIONES EN ESPAÑOL DENTRO DE LA CAJA

RESISTANCE-MANAGEMENT

For resistance management, Speer Neoperm Total Release Indoor Fogger II contains a Group 3A insecticide. Any insect population may contain individuals naturally resistant to Speer Neoperm Total Release Indoor Fogger II and other Group 3A insecticides. The resistant individuals may dominate the insect population if this group of insecticides are used repeatedly. Appropriate resistance-management strategies should be followed. To delay insecticide resistance, take the following steps:

- Rotate the use of Speer Neoperm Total Release Indoor Fogger II or other Group 3A insecticides with different groups that control the same pests.
- Adopt an integrated pest management program for insecticide use that includes scouting, uses historical information related to pesticide use, record keeping and which considers cultural, biological and other chemical control practices.
- Monitor after application for unexpected target pest survival. If the level of survival suggests the presence of resistance, consult with your local university specialist or certified pest control advisor.
- Contact your local extension specialist for any additional pesticide resistance-management and/or IPM recommendations for the specific site and pest problems in your area.
- For further information or to report suspected resistance, contact Wellmark International at 1-800-248-7763

For indoor use only

USE RESTRICTIONS

Do not apply this product in a way that will contact workers or other persons, either directly or through drift.

Only protected handlers may be in the area during application.

Wait 2 hours after application, then open windows, vents, and doors for 2 hours. If an odor is still detected, additional ventilation is required.

Do not use in food areas of food handling establishments, restaurants, or other areas where food is commercially prepared or processed. Do not use in serving areas while food is exposed or facility is in operation. Serving areas are areas where prepared foods are served, such as dining rooms, but excluding areas where foods may be prepared or held. In the home, cover all food processing surfaces and utensils during treatment or thoroughly wash before use. Cover or remove exposed food. Nonfood/nonfeed areas are areas such as garbage rooms, lavatories, entries and vestibules, offices, locker rooms, machine rooms, boiler rooms, garages, mop closets and storage (after canning or bottling).

Do not use in aircraft.

When used in dairy barns or facilities: Close milk bulk tank lids to prevent contamination from the product and from dead or falling insects. Remove or cover milking utensils before application.

Do not allow to enter indoor or outdoor drains

No permita la entrada a desagües internos o externos.



Follow proper disposal procedures on this label

Siga las indicaciones del etiquetado para el desecho apropiado del producto

To apply at the maximum rate, use one can (2/4/6) oz to cover [250][500][750] sq ft of unobstructed area (a room 17 ft X 15 ft with an 8' ceiling or 2,000 cu ft/a room 15 ft X 25 ft with

an 8' ceiling or 4,000 cu ft/a room 30 ft X 25 ft with an 8' ceiling or 6,000 cu ft).

Does not control bedbugs.

To Use This Product Correctly

DO NOT use more than one fogger per room.



DO NOT use in small, enclosed spaces such as closets, cabinets or under counters or tables.



Use of a fogger in an enclosed space may cause the product to explode, resulting in injury to people or damage to property. DO NOT use in a room 5 ft. x 5 ft. or smaller; instead, allow fog to enter from other rooms.

Before You Fog

1. **TURN OFF ALL IGNITION SOURCES SUCH AS PILOT LIGHTS (SHUT OFF GAS VALVES),** other open flames, or other running electrical appliances that cycle off and on (i.e., refrigerators, thermostats, etc.). Call your gas utility or management company if you need assistance with your pilot lights.



2. Vacuum thoroughly before fogging. To ensure unobstructed flow of fogger mist, **OPEN** cupboards, cabinets, trunks, inside doors, drawers, and closets in areas to be treated to allow maximum kill in all areas where insects can hide and breed.
3. Remove or cover exposed foods, dishes, cooking utensils, food preparation equipment and surfaces. **REMOVE** pets and birds and **REMOVE OR COVER** (and turn off) air flow in aquariums. **REMOVE OR COVER** childrens' or pets' toys. Cover waxed wooden floors and waxed furniture in the immediate area surrounding the fogger (newspapers may be used).



4. Close outside doors and windows and shut off fans and air conditioners to maximize killing power of fog. Temporarily disconnect smoke alarms. Shut off electrical appliances.
5. Do not use fogger in a cabinet or under a counter or table.
6. Place a chair, table or stand in center of room to be fogged. Cover with several layers of newspapers or paper towels.

To Start Fogging

1. **SHAKE WELL JUST BEFORE USING.** Before activating, Tilt can opening away from face (fogger sprays straight up). Depress tab firmly with thumb until it clicks in locked position. Do not inhale the spray mist.
2. Aiming spray away from face, set fogger on chair or table covered with newspapers or paper towels, leave premises immediately. Do **NOT** place fogger on water-stainable surface.
3. **Vacate the treated house, individual apartment unit, or other structure immediately.** KEEP TREATED AREA CLOSED. DO NOT RE-ENTER FOR AT LEAST TWO HOURS. Use enclosed Door Hang Tag to mark the time when re-entry is permitted (at least two hours after the start time).



[Door Hang Tag Text]

"Fill out and place hang-tag on the door to the treated area to alert family and others with access to the treated area not to enter for X hours."

Do not enter until [space for time] on [space for date].

[Brand Name][Product Name] Treatment.

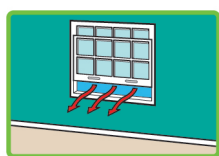
[This room is currently being treated by (Brand Name)]

[Another room protected by (Brand Name)]

[(Brand Name) treatment underway]

After Fogging

1. **AIRING OUT:** BEFORE REOCCUPYING THE AREA, OPEN ALL DOORS AND WINDOWS, TURN ON AIR CONDITIONER AND FANS AND ALLOW TREATED AREA TO AIR OUT FOR TWO HOURS. Do not allow children or pets to contact treated surfaces until spray has dried.



2. Turn on all pilot lights and appliances, smoke alarms, and aquariums that were turned off.
3. For best results, spot treat with [Brand Name] premise products under beds, furniture, or obstructed areas where fogger mist may not penetrate.

NOTE: When treating for fleas or ticks, clean and treat pet sleeping areas. Also treat dogs and cats with a flea and tick control product registered for use on pets before allowing them to re-enter the treated areas.

STORAGE AND DISPOSAL

Do not contaminate water, food, or feed by storage or disposal.

PESTICIDE STORAGE: Store in a cool dry area inaccessible to children and pets and away from heat, open flame or pilot light.

PESTICIDE DISPOSAL AND CONTAINER HANDLING:

Do Not Puncture or Incinerate! **If empty:** Place in trash or offer for recycling if available. **If**

partly filled: Do not pour or dispose down-the-drain or sewer. Call your local solid waste Agency for local disposal options.

WARRANTY: Seller warrants that this product complies with the specifications expressed in this label. To the extent consistent with applicable law, Seller makes no other warranties, and disclaims all other warranties, express or implied, including but not limited to warranties of merchantability and fitness for the intended purpose. To the extent consistent with applicable law, Seller's liability or default, breach or failure under this label shall be limited to the amount of

the purchase price. To the extent consistent with applicable law, Seller shall have no liability for consequential damages.

Wellmark International
1501 East Woodfield Road 200W
Schaumburg, Illinois 60173
[URL]
Made in USA

Wellmark International confirms that the Spanish language text is/will be a true and accurate translation of the English text as approved by the California DPR.

| | | | |
|--------------|-------|----|-------------|
| PERMETHRIN | GROUP | 3A | INSECTICIDE |
| TETRAMETHRIN | GROUP | 3A | INSECTICIDE |

SUBLABEL B: RESIDENTIAL/CONSUMER USE

SPEER NEOPERM TOTAL RELEASE INDOOR FOGGER

For use in Apartments, Attics, Basements, Boats, Cabins, Campers, Closed Barns, Horse Stables, Garages, Homes, Household Storage Areas, Kennels, Pet Sleeping Areas, Rooms, Washrooms, Trucks

Non-staining

Water-Based Formula

Kills exposed or accessible stages of these insects: Ants, Carpet Beetles, Centipedes, Cockroaches, Confused Flour Beetles, Crickets, Earwigs, Firebrats, Fleas, Fruit Flies, Gnats, Grasshoppers, Hornets, House Flies, Millipedes, Mole Crickets, Mosquitoes, Moths, Palmetto Bugs, Pillbugs, Rice Weevils, Sawtoothed Grain Beetles, Scorpions, Silverfish, Small Flying Moths, Sowbugs, Spiders, Ticks, Wasps, Waterbugs and Yellowjackets

Not for use in Federally Inspected Meat and Poultry Plants

Optional Spanish note: For instructions and warranty in Spanish, see inside of carton

If you do not have a carton, call 1-800-xxx-xxxx

ACTIVE INGREDIENTS:

Tetramethrin (CAS #7696-12-0)..... 0.2%

Permethrin (CAS #52645-53-1)..... 0.2%

Piperonyl Butoxide* (CAS #51-03-6)..... 1.0%

OTHER INGREDIENTS: 98.6%

Total 100.0%

*(butylcarbityl)(6-propylpiperonyl) ether and related compounds.

**KEEP OUT OF REACH OF CHILDREN
CAUTION**

See Side Panel For Additional Precautionary Statements.

EPA REG. NO. 2724-636

EPA EST. NO.

NET CONTENTS: _____

**PRECAUTIONARY STATEMENTS
HAZARDS TO HUMANS & DOMESTIC ANIMALS
CAUTION**

Harmful if absorbed through skin. Avoid contact with skin or clothing. Breathing spray mist may be harmful. Wash hands thoroughly with soap and water after handling and before eating, drinking, chewing gum, using tobacco or using the toilet. Applicators must wear long-sleeved shirt and long pants, socks and shoes, and chemical resistant gloves (such as barrier laminate, nitrile rubber ≥ 14 mils, neoprene rubber ≥ 14 mils, viton ≥ 14 mils). Remove and wash contaminated clothing before reuse.

| FIRST AID | |
|---|---|
| IF ON SKIN OF CLOTHING: | <ul style="list-style-type: none">• Take off contaminated clothing.• Rinse skin immediately with plenty of water for 15-20 minutes.• Call a poison control center or doctor immediately for treatment advice. |
| Have the product container or label with you when calling a poison control center or doctor, or going for treatment. You may also contact 1-800-xxx-xxxx for emergency medical treatment information. | |

PHYSICAL OR CHEMICAL HAZARDS



**Extremely Flammable Ingredient
Ingrediente Extremadamente Inflamable**

Flammable. Contents under pressure. Keep away from heat, sparks, or open flame. Do not puncture or incinerate container. Exposure to temperatures above 130° F may cause bursting.

DIRECTIONS FOR USE

It is a violation of Federal law to use this product in a manner inconsistent with its labeling.

READ THE ENTIRE LABEL PRIOR TO USE. USE STRICTLY IN ACCORDANCE WITH ALL LABEL PRECAUTIONS AND DIRECTIONS.
INSTRUCCIONES EN ESPAÑOL DENTRO DE LA CAJA

For indoor use only

USE RESTRICTIONS

Wait 2 hours after application, then open windows, vents, and doors for 2 hours. If an odor is still detected, additional ventilation is required.

Do not apply this product in a way that will contact adults, children, or pets, either directly or through drift.

Cover or remove exposed food and drinking water before application. Remove or cover dishes, utensils, food processing equipment, and food preparation surfaces, or wash them before use

When used in dairy barns or facilities: Close milk bulk tank lids to prevent contamination from the product and from dead or falling insects. Remove or cover milking utensils before application. Wash teats of animals before milking.

Do not allow to enter indoor or outdoor drains

No permita la entrada a desagües internos o externos.



Follow proper disposal procedures on this label

Siga las indicaciones del etiquetado para el desecho apropiado del producto

To apply at the maximum rate, use one can (2/4/6 oz) to cover [250][500][750] sq ft (a room 17 ft X 15 ft with an 8' ceiling or 2,000 cu ft/a room 15 ft X 25 ft with an 8' ceiling or 4,000 cu ft/a room 30 ft X 25 ft with an 8' ceiling or 6,000 cu ft/).

To Use This Product Correctly

DO NOT use more than one fogger per room.



DO NOT use in small, enclosed spaces such as closets, cabinets or under counters or tables.



Use of a fogger in an enclosed space may cause the product to explode, resulting in injury to people or damage to property. DO NOT use in a room 5 ft. x 5 ft. or smaller; instead, allow fog to enter from other rooms.

Before You Fog

1. TURN OFF ALL IGNITION SOURCES SUCH AS PILOT LIGHTS (SHUT OFF GAS VALVES), other open flames, or other running electrical appliances that cycle off and on (i.e., refrigerators, thermostats, etc.). Call your gas utility or management company if you need assistance with your pilot lights.



2. Vacuum thoroughly before fogging. To ensure unobstructed flow of fogger mist, OPEN cupboards, cabinets, trunks, inside doors, drawers, and closets in areas to be treated to allow maximum kill in all areas where insects can hide and breed.
3. Remove or cover exposed foods, dishes, cooking utensils, food preparation equipment and surfaces. REMOVE pets and birds and REMOVE OR COVER (and turn off) air flow in aquariums. REMOVE OR COVER childrens' or pets' toys. Cover waxed wooden floors and waxed furniture in the immediate area surrounding the fogger (newspapers may be used).



4. Close outside doors and windows and shut off fans and air conditioners to maximize killing power of fog. Temporarily disconnect smoke alarms. Shut off electrical appliances.
5. Do not use fogger in a cabinet or under a counter or table.
6. Place a chair, table or stand in center of room to be fogged. Cover with several layers of newspapers or paper towels.

To Start Fogging

4. **SHAKE WELL JUST BEFORE USING.** Before activating, Tilt can opening away from face (fogger sprays straight up). Depress tab firmly with thumb until it clicks in locked position. Do not inhale the spray mist.
5. Aiming spray away from face, set fogger on chair or table covered with newspapers or paper towels, leave premises immediately. Do **NOT** place fogger on water-stainable surface.
6. **Vacate the treated house, individual apartment unit, or other structure immediately.** KEEP TREATED AREA CLOSED. DO NOT RE-ENTER FOR AT LEAST TWO HOURS. Use enclosed Door Hang Tag to mark the time when re-entry is permitted (at least two hours after the start time).



[Door Hang Tag Text]

"Fill out and place hang-tag on the door to the treated area to alert family and others with access to the treated area not to enter for X hours."

Do not enter until [space for time] on [space for date].

[Brand Name][Product Name] Treatment.

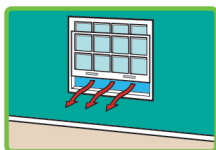
[This room is currently being treated by (Brand Name)]

[Another room protected by (Brand Name)]

[(Brand Name) treatment underway]

After Fogging

1. **AIRING OUT:** BEFORE REOCCUPYING THE AREA, OPEN ALL DOORS AND WINDOWS, TURN ON AIR CONDITIONER AND FANS AND ALLOW TREATED AREA TO AIR OUT FOR TWO HOURS. Do not allow children or pets to contact treated surfaces until spray has dried.



2. Turn on all pilot lights and appliances, smoke alarms, and aquariums that were turned off.
3. For best results, spot treat with [Brand Name] premise products under beds, furniture, or obstructed areas where fogger mist may not penetrate.

NOTE: When treating for fleas or ticks, clean and treat pet sleeping areas. Also treat dogs and cats with a flea and tick control product registered for use on pets before allowing them to re-enter the treated areas.

STORAGE AND DISPOSAL

PESTICIDE STORAGE: Store in a cool dry area inaccessible to children and pets and away from heat, open flame or pilot light. **PESTICIDE DISPOSAL AND CONTAINER HANDLING:** Do Not Puncture or Incinerate! **If empty:** Place in trash or offer for recycling if available. **If partly filled:** Do not pour or dispose down-the-drain or sewer. Call your local solid waste Agency for local disposal options.

WARRANTY: Seller warrants that this product complies with the specifications expressed in this label. To the extent consistent with applicable law, Seller makes no other warranties, and disclaims all other warranties, express or implied, including but not limited to warranties of merchantability and fitness for the intended purpose. To the extent consistent with applicable law, Seller's liability or default, breach or failure under this label shall be limited to the amount of the purchase price. To the extent consistent with applicable law, Seller shall have no liability for consequential damages.

Wellmark International
1501 East Woodfield Road 200W
Schaumburg, Illinois 60173
[URL]
Made in USA

Wellmark International confirms that the Spanish language text is/will be a true and accurate translation of the English text as approved by the California DPR.

