

() indicates optional statements

ZOECON (S)-HYDROPRENE ROACH CONTROL STATION II

with GENCOR® (ZIGRON™)
Insect Growth Regulator

- Affects roaches without direct contact with the (device)(unit)(disk)(Point Source)(station).
- Assures distribution of Gencor to areas where roaches hide.
- Works like no ordinary insecticide by preventing roach reproduction (specific for (insects)(invertebrates)).
- The most advanced roach control system available.
- Does what no other roach control system can.
- Effectively controls roach populations by preventing reproduction.
- Effectively breaks the roach life cycle.
- Reduces roach populations in a way (conventional) insecticides (baits)(traps) can't.
- No need to vacate premises during application.
- Easy to use. No clean-up necessary. No sticky mess.
- Non-Aerosol roach control device.
- No (unpleasant) (insecticide) odor.
- May be used in combination with other EPA registered roach control products.
- Roach control for Industrial & Institutional use.
- Labeled for use in food and non-food areas of food handling establishments.

ACTIVE INGREDIENT:

(S)-Hydroprene [Ethy (2E,4E,7S)-3,7,11-trimethyl-2,4-dodecadienoate] 90.6%

INERT INGREDIENTS: 9.4%

TOTAL 100.0%

KEEP OUT OF REACH OF CHILDREN

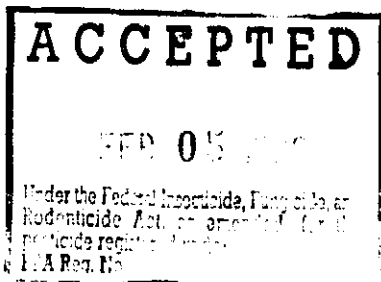
CAUTION

See back panel for additional precautionary statements

NET CONTENTS:




GENCOR and ZIGRON are trademarks of Sandoz Ltd.

Sandoz Agro, Inc.
1300 E. Touhy Ave.
Des Plaines, IL 60018



EPA Reg. No. 2724-469
EPA Est.
Made in USA

EPA Reg. No. 2724-469



The active ingredient in this special roach control product is GENCOR (ZIGRON™) insect growth regulator -- a biorational insecticide similar to insect growth hormones that occur naturally in roaches. GENCOR is unique in that it controls roach populations by inhibiting reproduction. One to two weeks after application, you will begin to see roaches with crinkled wings, showing the initial effects of GENCOR. These roaches cannot reproduce. Because immature roaches are prevented from developing into reproductive adults, this product effectively breaks the roach life cycle. By inhibiting reproduction, Zoecon (S)-Hydroprene Roach Control Station II (device)(unit)(disk)(Point Source), by itself, will control cockroach populations over time. For faster results, Zoecon (S)-Hydroprene Roach Control Station II (device)(unit)(disk)(Point Source) may be used in conjunction with EPA approved products that kill roaches. Roach populations are difficult to control because roaches reproduce so rapidly. However, when a conventional insecticide designed to kill roaches does not provide 100% elimination, Zoecon (S)-Hydroprene Roach Control Station II (device)(unit)(disk)(Point Source) will prevent survivors from re-establishing the population.

Once GENCOR is released, the active ingredient moves from the (station)(device)(unit)(disk)(Point Source) into a localized area. Roaches do not have to come into contact with the (station)(device)(unit)(disk)(Point Source) to be affected.

Zoecon (S)-Hydroprene Roach Control Station II (device)(unit)(disk)(Point Source) can be used in buildings and modes of transportation. Permitted sites of application include (restaurants), homes, hotels, kitchens, laboratories, apartment buildings, day care centers, machinery, equipment, greenhouses, hospitals, mausoleums, nursing homes, office buildings, schools, and warehouses. Zoecon (S)-Hydroprene Roach Control Station II is also intended to be used in various modes of transportation including but not limited to aircraft, buses, trucks, trailers, rail cars, and marine vessels.

(FOOD HANDLING ESTABLISHMENTS


May be used in areas where food is handled or prepared. Placements include areas for receiving, storage, packing, edible waste storage, machinery and enclosed processing systems (mills, dairies, edible oils, syrups). Serving areas would also be considered as a food area. The (device), (unit), (disk), (Point Source) may also be applied to non-food areas of food handling and preparation establishments. Areas of application include garbage areas, lavatories, offices, lockers, mechanical rooms, closets and storage areas.)

The Zoecon (S)-Hydroprene Roach Control Station II (device)(unit)(disk)(Point Source) can also be used where conventional sprays and foggers may not be appropriate or where baits may be less effective due to competing food sources.

PRECAUTIONARY STATEMENTS

HAZARDS TO HUMANS-CAUTION: Avoid contact with eyes. Sensitive individuals may have an allergic reaction after repeated use of this product.

Statement of Practical Treatment: In case of contact, immediately flush eyes with plenty of water. Get medical attention if irritation persists.



DIRECTIONS FOR USE: It is a violation of Federal law to use this product in a manner inconsistent with its labeling.

Do not activate (station)(device)(unit)(disk)(Point Source) until ready to use. To activate the Zoecon (S)-Hydroprene Roach Control Station II (device)(unit)(disk)(Point Source), press firmly between thumb and forefinger on the pouch located on the side of the (station)(device)(unit)(disk)(Point Source), until a snapping sound is heard, indicating that the GENCOR-containing capsule has been opened. Following activation, the (station)(device)(unit)(disk)(Point Source) is now ready to apply. The (station)(device)(unit)(disk)(Point Source) may be placed in any position. Do not place in areas accessible to children.

Place the (station)(device)(unit)(disk)(Point Source) in areas where roach activity has been observed. These areas include in and around cabinets, closets, pantries, drawers, refuse areas, electrical boxes, equipment and false ceilings. Also, place around doors, expansion joints, pipe chases, dressers, windows, heating and air conditioning ducts, refrigerators and voids where pests are active.

One Zoecon (S)-Hydroprene Roach Control Station II (device)(unit)(disk)(Point Source) may be placed to treat up to a 75 square foot area, paying particular attention to locations of roach activity. More (stations)(devices)(units)(disks)(Point Sources) may be needed in areas with a heavy roach infestation. For vertical placement, expose sticky surface by removing paper backing and pressing the (station)(device)(unit)(disk)(Point Source) firmly in place. Replace all (stations)(devices)(units)(disks)(Point Sources) every 3 months for continued effectiveness. Do not place the (device), (unit), (Point Source) in direct contact with food preparation surfaces or within two feet of exposed food.

Directions for use with EPA-registered products approved for household use against roaches: The Zoecon (S)-Hydroprene Roach Control Station II (device)(unit)(disk)(Point Source) may be used alone or in conjunction with (Brand Name) roach baits. Place (Brand Name) roach product following use directions on the label. Place the Zoecon (S)-Hydroprene Roach Control Station II (device)(unit)(disk)(Point Source) in close proximity to the (Brand Name) using nine Zoecon (S)-Hydroprene Roach Control Station II's (devices)(units)(disks)(Point Sources) per 675 square feet. By placing the Zoecon (S)-Hydroprene Roach Control Station II (device)(unit)(disk)(Point Source) near the (Brand Name) product, young roaches that do not eat the bait will become affected by the GENCOR Insect Growth Regulator contained within the Zoecon (S)-Hydroprene Roach Control Station II (device)(unit)(disk)(Point Source). For best results, place the Zoecon (S)-Hydroprene Roach Control Station II (device)(unit)(disk)(Point Source) in areas of roach activity.

STORAGE AND DISPOSAL: Store in cool area away from children. Wrap and put in trash collection.

