

2724-454

8/18/2014

1/17



UNITED STATES ENVIRONMENTAL PROTECTION AGENCY  
WASHINGTON, D.C. 20460

OFFICE OF CHEMICAL SAFETY  
AND POLLUTION PREVENTION

August 18, 2014

Ms. Nancy Huebl  
Wellmark International  
1501 E. Woodfield Rd, Suite 200W  
Schaumburg, IL 60173

Dear Ms. Huebl:

Subject: Amendment- revise ingredient statement/first aid to reflect petroleum distillates in alternate formulation  
Product Name: Zoecon® 9026 Fogger  
EPA Registration Number 2724-454  
Submission date July 15, 2014  
Decision Number: 493525

The application referred to above, submitted in connection with registration under the Federal Insecticide, Fungicide, and Rodenticide Act, as amended, is acceptable.

A stamped label is enclosed for your records.

This labeling supersedes all previously accepted labeling. You must submit one copy of the final printed labeling before you release the product for shipment with the new labeling. In accordance with 40 CFR 152.130(c), you may distribute or sell this product under the previously approved labeling for 18 months from the date of this letter. After 18 months, you may only distribute or sell this product if it bears this new revised labeling or subsequently approved labeling. "To distribute or sell" is defined under FIFRA section 2(gg) and its implementing regulation at 40 CFR 152.3.

If you have any questions regarding this action, please contact Linda A. DeLuise of my team at (703) 305-5428.

Sincerely,

A handwritten signature in black ink, appearing to read "Richard J. Gebken".

Richard J. Gebken  
Product Manager  
Insecticide Branch  
Registration Division (7504P)

Enclosure

2/17

**SUBLABEL A – OCCUPATIONAL USE**

[ ] Indicates optional wording

**ZOECON® 9026 FOGGER**

Alternate brand name: Vet•Kem® Siphotrol® Plus Fogger

Contains PRECOR® Insect Growth Regulator, Plus Permethrin, an adulticide  
For use in homes [family rooms, great rooms], garages, and kennels, [offices][and enclosed non-food/feed areas of restaurants, industrial buildings, warehouses, theaters]

Contains [With] PRECOR® [vIGRen®] Insect Growth Regulator [reaches fleas hidden in carpets, rugs, drapes, upholstery, pet bedding and floor cracks]

Stops hatching eggs [Kills] [flea larvae][from developing into adult fleas] for 210 days [7 months][30 weeks]

7 month protection Protects for 7 months

Contains an Insect Growth Regulator (IGR) – Kills flea eggs

[Also] Kills [Controls][adult] fleas and their hatching eggs [flea larvae], ticks, cockroaches, ants, spiders, mosquitoes & silverfish

Leaves no lingering odor [bad smell] or stains [no sticky mess]

Effectively breaks the flea life cycle

Easy to apply

Prevents flea reinfestation and flea build-up for 210 days [7 months][30 weeks]

[Each fogger treats up to \_\_\_ cubic feet (up to \_\_\_ sq ft)][Multi-room [use] 3 pack][Value Pack] [Water based]

Contains no CFC or other ozone-depleting substances. Federal regulations prohibit CFC propellants in aerosols.

[Step 2 - Indoor][Step 3 of the Pet Protection Program]

[Part of the ZODIAC® 4-Step Guarantee Program]

[Logo: Revolutionary Technology - Kills Flea Eggs]

Not for retail sale to consumers (6 oz only)Optional Spanish note: For instructions and warranty in Spanish, see inside of carton

If you do not have a carton, call 1-800-xxx-xxxx

**ACTIVE INGREDIENTS:**

(S)-Methoprene (CAS #65733-16-6) ..... 0.09%  
Permethrin (CAS #52645-53-1)..... 0.58%

**OTHER INGREDIENTS\*:** ..... 99.33%

**TOTAL** ..... 100.00%

\* Contains petroleum distillates

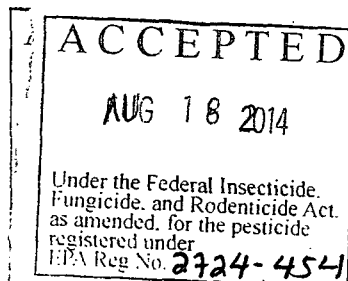
**KEEP OUT OF REACH OF CHILDREN  
CAUTION**

See back panel for additional precautionary statements

EPA Reg. No. 2724-454

EPA Est. No.

Net Contents: [2/3/4/6 oz/not for individual sale]



[Brand Name] Zoecon® 9026 Fogger kills adult fleas, hatching flea eggs, and ticks [houseflies, gnats, cockroaches, carpet beetles, ants, spiders, flying moths, clothes moths, mosquitoes, silverfish, sawtoothed grain beetles, rice weevils, pill bugs, crickets, confused flour beetles, wasps, hornets, and palmetto bugs]. **Does not control bedbugs.** PRECOR® (viGRen®) Insect Growth Regulator, the ingredient in [Brand Name], provides 7 months' [210 days'] [30 weeks'] protection by preventing eggs from ever developing into biting fleas. This [Brand Name] product enables you to fill an entire room with insect-killing fog while you are away. For best results, use [Brand Name] fogger together with other [Brand Name] products for complete control of fleas and ticks.

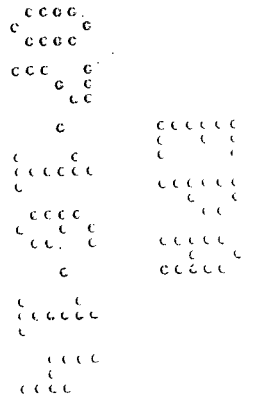
**DIRECTIONS FOR USE:** It is a violation of Federal Law to use this product in a manner inconsistent with its labeling.

**GENERAL PRECAUTIONS AND RESTRICTIONS:**

- Do not apply when food is present.
- Do not apply this product in a way that will contact adults, children, or pets, either directly or through drift.
- Remove pets, birds, and cover and turn off fish aquariums before use.
- Do not use in greenhouses where plants are grown for food.
- Wait two (2) hours after application, then open windows, vents and doors to outdoors for two hours.
- There should be no remaining trace of pesticide fog or aerosol. If an odor is still detected, continue ventilating until no remaining trace or odor of pesticide remains.
- Do not use in aircraft cabins.
- Remove poultry before treating poultry houses.
- When used in dairy barns or facilities: Close milk bulk tank lids to prevent contamination from spray and from dead or falling insects. Remove or cover milking utensils before application. Wash teats of animals before milking.

Do not use in food areas of food handling establishments, restaurants, or other areas where food is commercially prepared or processed. Do not use in serving areas while food is exposed or facility is in operation. Serving areas are areas where prepared foods are served, such as dining rooms, but excluding areas where food may be prepared or held. Do not use in non-enclosed non-food/feed areas of food/feed establishments such as garbage rooms, lavatories, entries and vestibules, offices, locker rooms, machine rooms, boiler rooms, garages, mop closets, and storage (after canning or bottling).

Only protected handlers may be in the area during application. Use one fogger for each [750 sq ft][500 sq ft][375 sq ft][250 sq ft] of floor space (a room 30' X 25' with an 8' ceiling or 6,000 cubic ft)(a room 20' X 25' with an 8' ceiling or 4,000 cubic ft)[a room 15' X 25' with an 8' ceiling or 3,000 cubic ft][a room 10' X 25' with an 8' ceiling or 2,000 cubic ft].




4/17

**TO USE THIS PRODUCT CORRECTLY**

DO NOT use multiple foggers per room.




DO NOT use in small confined spaces such as closets, cabinets, or under counters or tables.



Use of a fogger in an enclosed space may cause the product to explode, resulting in injury to people or damage to property. DO NOT use in a room 5 ft x 5 ft or smaller; instead, allow fog to enter from other rooms.

UNPLUG AND TURN OFF ALL ignition sources such as pilot lights (shut off gas valves), other open flames, or running electrical appliances that cycle off and on (i.e., refrigerators, thermostats, etc.). NO FLAMES OR PILOT LIGHTS. Call your gas utility or management company if you need assistance with your pilot lights.



**BEFORE YOU FOG**

Vacuum thoroughly before fogging. To ensure unobstructed flow of fogger mist, OPEN inside doors and cabinets.



REMOVE or cover exposed food, dishes, utensils, food preparation equipment, and surfaces. CLOSE outside doors and windows. Remove all motor vehicles before fogging garage.

**TO START FOGGING**

**SHAKE WELL BEFORE USING.** Elevate fogger by placing on stand or table covered by newspaper in center of room to be fogged. Spread newspapers on the floor for several feet around area of release. Before activating, tilt can AWAY from face (container sprays straight up). Press down firmly on edge of actuator tab until it locks into place. After activating fogger, leave room or house at once. For best results, spot treat with [Brand Name] premise products under beds, furniture, or obstructed areas where fogger mist may not penetrate. After activating fogger, **vacate the treated house, individual apartment unit, or other structure immediately.** Use enclosed Door Hang Tag to mark the time when re-entry is permitted (at least two hours after the start time). Fill out and place hang tag on the door to the treated area to alert family and others with access to the treated area not to enter for 2 hours.

[Door Hang Tag Text]

"Fill out and place hang-tag on the door to the treated area to alert family and others with access to the treated area not to enter for X hours."

Do not enter until [space for time] on [space for date].

[Brand Name][Product Name] Treatment.


[This room is currently being treated by (Brand Name)]

[Another room protected by (Brand Name)]



[(Brand Name) treatment underway]

**AIRING OUT**

**Do Not Re-enter for 2 Hours.**



Air out the room before entering. Keep treated area closed for at least two hours, then open all doors and windows and allow treated area to air for two hours before returning.



**STORAGE and DISPOSAL:** Do not contaminate water, food, or feed by storage or disposal.  
**STORAGE:** Store in a cool dry area away from heat or open flame. **DISPOSAL:** Do Not Puncture or Incinerate!. **If empty:** Place in trash or offer for recycling if available. **If partly filled:** Call your local solid waste agency for disposal instructions.

**PRECAUTIONARY STATEMENTS**

**HAZARDS TO HUMANS AND DOMESTIC ANIMALS - CAUTION:**

USE ONLY WHEN AREA TO BE TREATED IS VACATED BY HUMANS AND PETS.

Harmful if absorbed through the skin. Avoid contact with skin, eyes, or clothing. Breathing spray mist may be harmful. Wash thoroughly with soap and water after handling and before eating, drinking, chewing gum, using tobacco, or using the toilet. Remove and wash contaminated clothing before reuse. If pet is exposed to wet surface, wash fur with soap and water.

**Personal Protective Equipment (PPE):**

Applicators and other handlers must wear: Long sleeve shirt and long pants, shoes plus socks, and chemical-resistant gloves (barrier laminate or butyl rubber ≥ 14 mls).

Follow manufacturer's instructions for cleaning/maintaining PPE. If no such instructions for washables exist, use detergent and hot water. Keep and wash PPE separately from other laundry. Discard clothing and other absorbent materials that have become drenched or heavily contaminated with this product. Do not reuse them.

**USER SAFETY RECOMMENDATIONS**  
User should wash hands before eating, drinking, chewing gum, using tobacco, or using the toilet.  
User should remove clothing/PPE immediately if pesticide gets inside. Then wash thoroughly and put on clean clothing.  
User should remove PPE immediately after handling this product. Wash the outside of gloves before removing. As soon as possible, wash thoroughly and change into clean clothing.

<b>FIRST AID</b>	
If on skin or clothing	<ul style="list-style-type: none"> <li>• Take off contaminated clothing.</li> <li>• Rinse skin immediately with plenty of water for 15-20 minutes.</li> <li>• Call a poison control center or doctor for treatment advice.</li> </ul>
If swallowed	<ul style="list-style-type: none"> <li>• Immediately call a poison control center or doctor.</li> <li>• Do not induce vomiting unless told to do so by the poison control center or doctor.</li> <li>• Do not give <b>any</b> liquid to the person.</li> <li>• Do not give anything by mouth to an unconscious person.</li> </ul>
Have the product container or label with you when calling a poison control center or doctor, or going for treatment. You may also contact 1-800-[phone number] for emergency medical treatment information. Contact veterinarian if pets are exposed during application.	
<b>Note to Physician/Veterinarian:</b> Contains petroleum distillate. Vomiting may present cause aspiration hazard pneumonia.	

[Note: First Aid statement paragraph format may be used if space is limited.]

7/17



**Highly Flammable Ingredient  
Ingredientes Altamente Inflamable**

**PHYSICAL OR CHEMICAL HAZARDS:** Extremely Flammable. Contents under pressure. Keep away from fire, sparks, and heated surfaces. Do not puncture or incinerate container. Exposure to temperatures above 130° F may cause bursting. **THIS PRODUCT CONTAINS A HIGHLY FLAMMABLE INGREDIENT. IT MAY CAUSE A FIRE OR EXPLOSION IF NOT USED PROPERLY. FOLLOW THE "DIRECTIONS FOR USE" ON THIS LABEL VERY CAREFULLY.**

For more information [about {Brand Name} products][about flea and tick problems and how to solve them] or in case of emergency, call 1-800 XXX XXXX [weekdays from][time]. [Unconditional money back guarantee][Satisfaction Guarantee][In case of emergency or for product use information, call (phone number) or visit our Web site: (URL)][If not completely satisfied with this product, return it to place of purchase with your receipt for a full refund.]

**WARRANTY AND CONDITIONS OF SALE:**

Seller warrants that this product conforms to the chemical specifications expressed on the label. To the extent consistent with applicable law, Seller makes no other warranties, and disclaims all other warranties, express or implied, including but not limited to warranties of merchantability and fitness for the intended purpose. To the extent consistent with applicable law, seller's liability for default, breach or failure under this label shall be limited to the amount of the purchase price. To the extent consistent with applicable law, Seller shall have no liability for consequential damages.

PRECOR® and vIGRen® Insect Growth Regulator, ZODIAC®, Vet•Kem® Siphotrol®, and ZOECON® are registered trademarks of Wellmark International.

Wellmark International  
1501 East Woodfield Road 200W  
Schaumburg, IL 60173  
[URL]  
Made in USA

[NOTICE: This product contains a chemical known to the State of California to cause cancer.] (for use with Basic formulation production)

Wellmark International confirms that the Spanish language text is/will be a true and accurate translation of the English text.

[Optional marketing information: one of following options to be used)

Flea Life Cycle graphic: Eggs/Larvae/Pupae/Adult Flea

**IMPORTANT INFORMATION ABOUT FLEA CONTROL**

[3 Steps]

To minimize flea infestation, it is necessary to treat not only your pets, but also their surrounding environment. [Brand Name] products have been formulated to work together well with other [Brand Name] products. For best results, simply follow these three easy steps:

**STEP 1 - TREAT YOUR PET**

- \* Apply a topical or Shampoo, Dip or Mousse to your pet to kill biting adult fleas on your pet.
- \* [Brand Name] products in Step 1 kill adult fleas and flea eggs with a combination of an adulticide and PRECOR [VIGREN] Insect Growth Regulator.

**STEP 2 - PROTECT YOUR PET**

- \* Collar your pet to provide long-lasting protection.
- \* This collar kills biting adult fleas.
- \* Use [Brand Name] flea spray to provide quick kill of fleas your pet picks up on outings.

**STEP 3 - TREAT YOUR HOME**

- Treat indoors [premises] and outdoors with [Brand Name] products to protect your entire home and guard against reinfestation.
- [Brand Name] products in Step 3 kill biting adult fleas and flea eggs using a combination of an adulticide and PRECOR [VIGREN] Insect Growth Regulator.

**IMPORTANT INFORMATION ABOUT FLEA CONTROL**

[4 Steps]

To minimize flea infestation, it is necessary to treat not only your pets, but also their surrounding environment. [Brand Name] products have been formulated to work together well with other [Brand Name] products. For best results, simply follow these four easy steps:

**1 - Shampoo or Dip your pet**

- \* A Shampoo, Dip or Mousse will kill biting adult fleas on your pet.
- \* [Brand Name] products in Step 1 kill adult fleas and flea eggs with a combination of an adulticide and PRECOR [VIGREN] Insect Growth Regulator.

**2 - Place a Collar on your pet**

- \* A [Brand Name] Collar will provide long-lasting protection.
- \* This collar kills biting adult fleas.

**3 - Treat the areas your pet frequents**

- All [Brand Name] products in Step 3 contain PRECOR [VIGREN] Insect Growth Regulator. Use a [Brand Name] Aerosol, Fogger or Spray to kill adult fleas and flea larvae in your yard.
- Follow individual product directions to kill additional fleas which may later emerge from protected cocoons.

**4 - Maintain your flea-free pet**

- Use a [Brand Name] On-Animal Spray to kill any fleas your pet picks up on outings.
- [Brand Name] products in Step 4 kill adult fleas and flea eggs using a combination of an adulticide and PRECOR [VIGREN] Insect Growth Regulator. [optional marketing label text for Hartz:



Important Information: The A B C's of Flea and Tick Control [Management]

- A Treat Your Pet with {Brand Name} to kill fleas and ticks [living on your pet] while conditioning your dog's coat.
- B Protect Your Pet with {Brand Name} to keep fleas and ticks from reinfesting your pet. For continuous protection, use {Brand Name}.
- C Treat Your Home with {Brand Name} containing **VIGREN**, an insect growth regulator (IGR). Both are guaranteed to kill fleas and ticks plus protect your home from reinfestation of hatching eggs for 210 days.

Be sure to read full directions and precautions on the label of each product you use.]

{Brand Name} products are designed to work together in a complete insecticidal system. For [elimination] total control of fleas and ticks, it is necessary to treat not only the pet but also its surrounding environment. Use {Brand Name} products to follow these simple ABC's for control [to get rid] of fleas and ticks on your pet and around your home.

- A TREAT YOUR PET with one of the {Brand Name} on-animal products such as {Brand Name}. Use a {Brand Name} product containing **VIGREN**, an Insect Growth Regulator (IGR), to also stop hatching flea eggs from developing into biting adults.
- B PROTECT YOUR PET with a {Brand Name} repellent or flea and tick collar to keep fleas and ticks from reinfesting your pet. The {Brand Name} collar with **VIGREN** IGR will also prevent flea eggs from hatching.
- C TREAT YOUR HOME, both indoors and outdoors, with {Brand Name} home spray or fogger, both with **VIGREN** IGR and {Brand Name} yard spray to protect your entire home and guard against reinfestation.

Be sure to read full directions and precautions on the label of each product you use.]

10/17

SUBLABEL B – RESIDENTIAL/CONSUMER USE

[ ] Indicates optional wording

**ZOECON® 9026 FOGGER**

Alternate brand name: Vet•Kem® Siphotrol® Plus Fogger

Contains PRECOR® Insect Growth Regulator, Plus Permethrin, an adulticide  
For use in homes [family rooms, great rooms], garages, and kennels  
Contains [With] PRECOR® [vIGRen®] Insect Growth Regulator [reaches fleas hidden in  
carpets, rugs, drapes, upholstery, pet bedding and floor cracks]  
Stops hatching eggs [Kills] [flea larvae][from developing into adult fleas] for 210 days [7  
months][30 weeks]

7 month protection Protects for 7 months

Contains an Insect Growth Regulator (IGR) – Kills flea eggs  
[Also] Kills [Controls][adult] fleas and their hatching eggs [flea larvae], ticks, cockroaches, ants,  
spiders, mosquitoes & silverfish

Leaves no lingering odor [bad smell] or stains [no sticky mess]

Effectively breaks the flea life cycle

Easy to apply

Prevents flea reinfestation and flea build-up for 210 days [7 months][30 weeks]

[Each fogger treats up to \_\_\_ cubic feet (up to \_\_\_ sq ft)][Multi-room [use] 3 pack][Value Pack]  
[Water based]

Contains no CFC or other-ozone-depleting substances. Federal regulations prohibit CFC  
propellants in aerosols.

[Step 2 - Indoor][Step 3 of the Pet Protection Program]

[Part of the ZODIAC® 4-Step Guarantee Program]

[Logo: Revolutionary Technology - Kills Flea Eggs]

For sale by veterinarians only (6 oz size only)

Optional Spanish note: For instructions and warranty in Spanish, see inside of carton  
If you do not have a carton, call 1-800-xxx-xxxx

**ACTIVE INGREDIENTS:**

(S)-Methoprene (CAS #65733-16-6).....	0.09%
Permethrin (CAS #52645-53-1).....	0.58%

**OTHER INGREDIENTS\*:**..... 99.33%

**TOTAL**..... 100.00%

\* Contains petroleum distillates

**KEEP OUT OF REACH OF CHILDREN  
CAUTION**

See back panel for additional precautionary statements

EPA Reg. No. 2724-454  
EPA Est. No.

Net Contents: [2/3/4/6 oz/not for individual sale]

[Brand Name] Zoecon® 9026 Fogger kills adult fleas, hatching flea eggs, and ticks [houseflies, gnats, cockroaches, carpet beetles, ants, spiders, flying moths, clothes moths, mosquitoes, silverfish, sawtoothed grain beetles, rice weevils, pill bugs, crickets, confused flour beetles, wasps, hornets, and palmetto bugs]. **Does not control bedbugs.** PRECOR® (viGRen®) Insect Growth Regulator, the ingredient in [Brand Name], provides 7 months' [210 days'] [30 weeks'] protection by preventing eggs from ever developing into biting fleas. This [Brand Name] product enables you to fill an entire room with insect-killing fog while you are away. For best results, use [Brand Name] fogger together with other [Brand Name] products for complete control of fleas and ticks.

**DIRECTIONS FOR USE:** It is a violation of Federal Law to use this product in a manner inconsistent with its labeling.

**GENERAL PRECAUTIONS AND RESTRICTIONS:**

Do not apply when food is present.

Do not apply this product in a way that will contact adults, children, or pets, either directly or through drift. Remove pets, birds, and cover and turn off fish aquariums before use.

Do not use in greenhouses where plants are grown for food.

Wait two (2) hours after application, then open windows, vents and doors to outdoors for two hours. If an odor is still detected, continue ventilating until no remaining trace or odor of pesticide remains.

Do not use in aircraft cabins.

Remove poultry before treating poultry houses.

When used in dairy barns or facilities: Close milk bulk tank lids to prevent contamination from spray and from dead or falling insects. Remove or cover milking utensils before application. Wash teats of animals before milking.


Use one fogger for each [750][500 sq ft][375 sq ft][250 sq ft] of floor space (a room 30' X 25' with an 8' ceiling or 6,000 cubic ft)(a room 20' X 25' with an 8' ceiling or 4,000 cubic ft)[a room 15' X 25' with an 8' ceiling or 3,000 cubic ft][a room 10' X 25' with an 8' ceiling or 2,000 cubic ft].

**TO USE THIS PRODUCT CORRECTLY**

DO NOT use multiple foggers per room.





DO NOT use in small confined spaces such as closets, cabinets, or under counters or tables.



Use of a fogger in an enclosed space may cause the product to explode, resulting in injury to people or damage to property. DO NOT use in a room 5 ft x 5 ft or smaller; instead, allow fog to enter from other rooms.

UNPLUG AND TURN OFF ALL ignition sources such as pilot lights (shut off gas valves), other open flames, or running electrical appliances that cycle off and on (i.e., refrigerators, thermostats, etc.). **NO FLAMES OR PILOT LIGHTS.** Call your gas utility or management company if you need assistance with your pilot lights.



**BEFORE YOU FOG**

Vacuum thoroughly before fogging. To ensure unobstructed flow of fogger mist, OPEN inside doors and cabinets.



REMOVE or cover exposed food, dishes, utensils, food preparation equipment, and surfaces. CLOSE outside doors and windows. Remove all motor vehicles before fogging garage.

**TO START FOGGING**

**SHAKE WELL BEFORE USING.** Elevate fogger by placing on stand or table, covered by newspaper in center of room to be fogged. Spread newspapers on the floor for several feet around area of release. Before activating, tilt can AWAY from face (container sprays straight up). Press down firmly on edge of actuator tab until it locks into place. After activating fogger, leave room or house at once. For best results, spot treat with [Brand Name] premise products under beds, furniture, or obstructed areas where fogger mist may not penetrate. After activating fogger, **vacate the treated house, individual apartment unit, or other structure immediately.** Use enclosed Door Hang Tag to mark the time when re-entry is permitted (at least two hours after the start time). Fill out and place hang tag on the door to the treated area to alert family and others with access to the treated area not to enter for 2 hours.

[Door Hang Tag Text]

"Fill out and place hang-tag on the door to the treated area to alert family and others with access to the treated area not to enter for X hours."

Do not enter until [space for time] on [space for date].

[Brand Name][Product Name] Treatment.


[This room is currently being treated by (Brand Name)]

[Another room protected by (Brand Name)]



[(Brand Name) treatment underway]

**AIRING OUT**

**Do Not Re-enter for 2 Hours.**



Air out the room before entering. Keep treated area closed for at least two hours, then open all doors and windows and allow treated area to air for two hours before returning.



**STORAGE and DISPOSAL:** **STORAGE:** Store in a cool dry area away from heat or open flame.  
**DISPOSAL:** Do Not Puncture or Incinerate!. **If empty:** Place in trash or offer for recycling if available.  
**If partly filled:** Call your local solid waste agency for disposal instructions.

**PRECAUTIONARY STATEMENTS**

**HAZARDS TO HUMANS AND DOMESTIC ANIMALS - CAUTION:**

USE ONLY WHEN AREA TO BE TREATED IS VACATED BY HUMANS AND PETS.

Harmful if absorbed through the skin. Avoid contact with skin, eyes, or clothing. Breathing spray mist may be harmful. Applicators and other handlers must wear: Long sleeve shirt and long pants, shoes plus socks, and chemical-resistant gloves (barrier laminate or butyl rubber ≥ 14 mls). Wash thoroughly with soap and water after handling and before eating, drinking, chewing gum, using tobacco, or using the toilet. Remove and wash contaminated clothing before reuse. If pet is exposed to wet surface, wash fur with soap and water.

<b>FIRST AID</b>	
If on skin or clothing	<ul style="list-style-type: none"> <li>• Take off contaminated clothing.</li> <li>• Rinse skin immediately with plenty of water for 15-20 minutes.</li> <li>• Call a poison control center or doctor for treatment advice.</li> </ul>
If swallowed	<ul style="list-style-type: none"> <li>• Immediately call a poison control center or doctor.</li> <li>• Do not induce vomiting unless told to do so by the poison control center or doctor.</li> <li>• Do not give <b>any</b> liquid to the person.</li> <li>• Do not give anything by mouth to an unconscious person.</li> </ul>
Have the product container or label with you when calling a poison control center or doctor, or going for treatment. You may also contact 1-800-[phone number] for emergency medical treatment information. Contact veterinarian if pets are exposed during application.	
<b>Note to Physician/Veterinarian:</b> Contains petroleum distillate. Vomiting may present-cause aspiration hazard pneumonia.	

[Note: First Aid statement paragraph format may be used if space is limited.]



**Highly Flammable Ingredient**  
**Ingredients Altamente Inflamable**

**PHYSICAL OR CHEMICAL HAZARDS:** Extremely Flammable. Contents under pressure. Keep away from fire, sparks, and heated surfaces. Do not puncture or incinerate container. Exposure to temperatures above 130° F may cause bursting. **THIS PRODUCT CONTAINS A HIGHLY FLAMMABLE INGREDIENT. IT MAY CAUSE A FIRE OR EXPLOSION IF NOT USED PROPERLY. FOLLOW THE "DIRECTIONS FOR USE" ON THIS LABEL VERY CAREFULLY.**

For more information [about {Brand Name} products][about flea and tick problems and how to solve them] or in case of emergency, call 1-800 XXX XXXX [weekdays from][time]. [Unconditional money back guarantee][Satisfaction Guarantee][In case of emergency or for product use information, call (phone number) or visit our Web site: (URL)][If not completely satisfied with this product, return it to place of purchase with your receipt for a full refund.]

**WARRANTY AND CONDITIONS OF SALE:**

Seller warrants that this product conforms to the chemical specifications expressed on the label. To the extent consistent with applicable law, Seller makes no other warranties, and disclaims all other warranties, express or implied, including but not limited to warranties of merchantability and fitness for the intended purpose. To the extent consistent with applicable law, seller's liability for default, breach or failure under this label shall be limited to the amount of the purchase price. To the extent consistent with applicable law, Seller shall have no liability for consequential damages.

PRECOR® and vIGRen® Insect Growth Regulator, ZODIAC®, Vet•Kem® Siphotrol®, and ZOECON® are registered trademarks of Wellmark International.

Wellmark International  
1501 East Woodfield Road 200W  
Schaumburg, IL 60173  
[URL]  
Made in USA

[NOTICE: This product contains a chemical known to the State of California to cause cancer.] (for use with Basic formulation production)

Wellmark International confirms that the Spanish language text is/will be a true and accurate translation of the English text.

[Optional marketing information: one of following options to be used)

Flea Life Cycle graphic: Eggs/Larvae/Pupae/Adult Flea

**IMPORTANT INFORMATION ABOUT FLEA CONTROL**

[3 Steps]

To minimize flea infestation, it is necessary to treat not only your pets, but also their surrounding environment. [Brand Name] products have been formulated to work together well with other [Brand Name] products. For best results, simply follow these three easy steps:

**STEP 1 - TREAT YOUR PET**

- \* Apply a topical or Shampoo, Dip or Mousse to your pet to kill biting adult fleas on your pet.
- \* [Brand Name] products in Step 1 kill adult fleas and flea eggs with a combination of an adulticide and PRECOR [VIGREN] Insect Growth Regulator.

**STEP 2 - PROTECT YOUR PET**

- \* Collar your pet to provide long-lasting protection.
- \* This collar kills biting adult fleas.
- \* Use [Brand Name] flea spray to provide quick kill of fleas your pet picks up on outings.

**STEP 3 - TREAT YOUR HOME**

- Treat indoors [premises] and outdoors with [Brand Name] products to protect your entire home and guard against reinfestation.
- [Brand Name] products in Step 3 kill biting adult fleas and flea eggs using a combination of an adulticide and PRECOR [VIGREN] Insect Growth Regulator.

**IMPORTANT INFORMATION ABOUT FLEA CONTROL**

[4 Steps]

To minimize flea infestation, it is necessary to treat not only your pets, but also their surrounding environment. [Brand Name] products have been formulated to work together well with other [Brand Name] products. For best results, simply follow these four easy steps:

**1 - Shampoo or Dip your pet**

- \* A Shampoo, Dip or Mousse will kill biting adult fleas on your pet.
- \* [Brand Name] products in Step 1 kill adult fleas and flea eggs with a combination of an adulticide and PRECOR [VIGREN] Insect Growth Regulator.

**2 - Place a Collar on your pet**

- \* A [Brand Name] Collar will provide long-lasting protection.
- \* This collar kills biting adult fleas.

**3 - Treat the areas your pet frequents**

- All [Brand Name] products in Step 3 contain PRECOR [VIGREN] Insect Growth Regulator. Use a [Brand Name] Aerosol, Fogger or Spray to kill adult fleas and flea larvae in your yard.
- Follow individual product directions to kill additional fleas which may later emerge from protected cocoons.

**4 - Maintain your flea-free pet**

- Use a [Brand Name] On-Animal Spray to kill any fleas your pet picks up on outings.
- [Brand Name] products in Step 4 kill adult fleas and flea eggs using a combination of an adulticide and PRECOR [VIGREN] Insect Growth Regulator. [optional marketing label text for Hartz:



Important Information: The A B C's of Flea and Tick Control [Management]

- A Treat Your Pet with {Brand Name} to kill fleas and ticks [living on your pet] while conditioning your dog's coat.
- B Protect Your Pet with {Brand Name} to keep fleas and ticks from reinfesting your pet. For continuous protection, use {Brand Name}.
- C Treat Your Home with {Brand Name} containing VIGREN, an insect growth regulator (IGR). Both are guaranteed to kill fleas and ticks plus protect your home from reinfestation of hatching eggs for 210 days.

Be sure to read full directions and precautions on the label of each product you use.]

[[{Brand Name} products are designed to work together in a complete insecticidal system. For [elimination] total control of fleas and ticks, it is necessary to treat not only the pet but also its surrounding environment. Use {Brand Name} products to follow these simple ABC's for control [to get rid] of fleas and ticks on your pet and around your home.

- A TREAT YOUR PET with one of the {Brand Name} on-animal products such as {Brand Name}. Use a {Brand Name} product containing VIGREN, an Insect Growth Regulator (IGR), to also stop hatching flea eggs from developing into biting adults.
- B PROTECT YOUR PET with a {Brand Name} repellent or flea and tick collar to keep fleas and ticks from reinfesting your pet. The {Brand Name} collar with VIGREN IGR will also prevent flea eggs from hatching.
- C TREAT YOUR HOME, both indoors and outdoors, with {Brand Name} home spray or fogger, both with VIGREN IGR and {Brand Name} yard spray to protect your entire home and guard against reinfestation.

Be sure to read full directions and precautions on the label of each product you use.]